

# Thrivent Mutual Funds

# Class S Shares

# Prospectus

---

Thrivent Aggressive Allocation Fund TAAIX  
Thrivent Balanced Income Plus Fund IBBFX  
Thrivent Diversified Income Plus Fund THYFX  
Thrivent Global Stock Fund IILGX  
Thrivent Government Bond Fund TBFIX  
Thrivent High Income Municipal Bond Fund THMBX  
Thrivent High Yield Fund LBHIX  
Thrivent Income Fund LBIX  
Thrivent International Allocation Fund TWAIX  
Thrivent Large Cap Growth Fund THLCX  
Thrivent Large Cap Value Fund TLVIX  
Thrivent Limited Maturity Bond Fund THLIX  
Thrivent Low Volatility Equity Fund TLVOX

Thrivent Mid Cap Growth Fund TMCGX  
Thrivent Mid Cap Stock Fund TMSIX  
Thrivent Mid Cap Value Fund TMCVX  
Thrivent Moderate Allocation Fund TMAIX  
Thrivent Moderately Aggressive Allocation Fund TMAFX  
Thrivent Moderately Conservative Allocation Fund TCAIX  
Thrivent Money Market Fund AALXX  
Thrivent Multidimensional Income Fund TMLDX  
Thrivent Municipal Bond Fund TMBIX  
Thrivent Opportunity Income Plus Fund IINX  
Thrivent Small Cap Growth Fund TSCGX  
Thrivent Small Cap Stock Fund TSCSX

---



# Table of Contents

---

	Page
Summary Section	
Thrivent Aggressive Allocation Fund.....	3
Thrivent Balanced Income Plus Fund .....	8
Thrivent Diversified Income Plus Fund.....	13
Thrivent Global Stock Fund.....	18
Thrivent Government Bond Fund .....	22
Thrivent High Income Municipal Bond Fund.....	26
Thrivent High Yield Fund .....	29
Thrivent Income Fund .....	32
Thrivent International Allocation Fund.....	36
Thrivent Large Cap Growth Fund.....	40
Thrivent Large Cap Value Fund .....	43
Thrivent Limited Maturity Bond Fund .....	46
Thrivent Low Volatility Equity Fund.....	50
Thrivent Mid Cap Growth Fund .....	53
Thrivent Mid Cap Stock Fund.....	56
Thrivent Mid Cap Value Fund.....	59
Thrivent Moderate Allocation Fund .....	61
Thrivent Moderately Aggressive Allocation Fund.....	66
Thrivent Moderately Conservative Allocation Fund.....	71
Thrivent Money Market Fund.....	76
Thrivent Multidimensional Income Fund .....	79
Thrivent Municipal Bond Fund .....	84
Thrivent Opportunity Income Plus Fund.....	87
Thrivent Small Cap Growth Fund .....	92
Thrivent Small Cap Stock Fund.....	95
More about Investment Strategies and Risks .....	98
Information about Certain Principal Investment Strategies.....	98
Information about Certain Non-Principal Investment Strategies .....	100
Glossary of Principal Risks.....	101
Glossary of Investment Terms .....	108
Management of the Funds.....	109
Investment Adviser.....	109
Management Fees .....	109
Administrative Service Fee.....	109
Portfolio Management .....	109
Personal Securities Investments .....	112
Trademarks.....	112
Shareholder Information .....	114
How to Contact Us .....	114
Pricing Fund Shares.....	114
Class S Shares .....	115
Buying Shares .....	115

# Table of Contents

---

Redeeming Shares.....	117
Exchanging Shares Between Funds .....	119
Transaction Confirmations.....	120
Uncashed Checks on Your Account .....	120
Accounts with Low Balances .....	120
Important Information Regarding Unclaimed/Abandoned Property .....	120
Frequent Trading Policies and Monitoring Processes.....	121
Anti-Money Laundering.....	121
Disclosure of Fund Holdings.....	121
Standing Allocation Order .....	121
Payments to Financial Intermediaries .....	121
Distributions .....	123
Dividends .....	123
Capital Gains.....	123
Distribution Options.....	123
Taxes.....	124
Index Descriptions .....	125
Financial Highlights .....	129

# Thrivent Aggressive Allocation Fund

TAAIX

## Investment Objective

Thrivent Aggressive Allocation Fund (the "Fund") seeks long-term capital growth.

## Fees and Expenses

This table describes the fees and expenses that you may pay if you buy and hold shares of the Fund.

### Shareholder Fees

(fees paid directly from your investment)

Maximum Sales Charge (load) Imposed On Purchases (as a % of offering price)	None
Maximum Deferred Sales Charge (load) (as a percentage of the lower of the original purchase price or current net asset value)	None

### Annual Fund Operating Expenses

(expenses that you pay each year as a percentage of the value of your investment)

Management Fees	0.73%
Distribution and Shareholder Service (12b-1) Fees	None
Other Expenses	0.25%
Acquired Fund Fees and Expenses	0.25%
Total Annual Fund Operating Expenses	1.23%
Less Fee Waivers and/or Expense Reimbursements <sup>1</sup>	0.20%
Total Annual Fund Operating Expenses After Fee Waivers and/or Expense Reimbursements	1.03%

<sup>1</sup> The Adviser has contractually agreed, for as long as the current fee structure is in place and through at least February 28, 2022, to waive an amount equal to any management fees indirectly incurred by the Fund as a result of its investment in any other mutual fund for which the Adviser or an affiliate serves as investment adviser, other than Thrivent Cash Management Trust. This contractual provision may be terminated upon the mutual agreement between the Independent Trustees of the Fund and the Adviser.

### Example

This example is intended to help you compare the cost of investing in the Fund with the cost of investing in other mutual funds.

The example assumes that you invest \$10,000 in the Fund for the time periods indicated and then redeem all of your shares at the end of those periods. In addition, the example for the 1 Year period reflects the effect of the contractual fee waiver and/or expense reimbursement. The example also assumes that your investment has a 5% return each year, and that the Fund's operating expenses remain the same. Although your actual cost may be higher or lower, based on these assumptions your cost would be:

1 Year	3 Years	5 Years	10 Years
\$105	\$371	\$656	\$1,471

## Portfolio Turnover

The Fund pays transaction costs, such as commissions, when it buys and sells securities (or "turns over" its portfolio). A higher portfolio turnover rate may indicate higher transaction costs and may result in higher taxes when Fund shares are held in a taxable account. These costs, which are not reflected in annual fund operating expenses or in the example, affect the Fund's performance. During the most recent fiscal year, the Fund's portfolio turnover rate was 48% of the average value of its portfolio.

## Principal Strategies

The Fund pursues its objective by investing in a combination of other funds managed by the Adviser and directly held financial instruments. The Fund is designed for investors who seek greater long-term capital growth and are comfortable with higher levels of risk and volatility. The Fund uses a prescribed asset allocation strategy involving a two-step process that is designed to achieve its desired risk tolerance. The first step is the construction of a model for the allocation of the Fund's assets across broad asset categories (namely, equity securities and debt securities). The second step involves the determination of sub-classes within the broad asset categories and target weightings (i.e., what the Adviser determines is the strategic allocation) for these sub-classes. Sub-classes for equity securities may be based on market capitalization, investment style (such as growth or value), or economic sector. Sub-classes for debt securities may be based on maturity, duration, security type or credit rating (high yield—commonly known as "junk bonds"—or investment grade). The Adviser may consider environmental, social, and governance (ESG) factors as part of its investment analysis and decision-making processes for the Fund.

The use of target weightings for various sub-classes within broad asset categories is intended as a multi-style approach to reduce the risk of investing in securities having common characteristics. The Fund may buy and sell futures contracts to either hedge its exposure or obtain exposure to certain investments.

The Fund may invest in foreign securities, including those of issuers in emerging markets. An "emerging market" country is any country determined by the Adviser to have an emerging market economy, considering factors such as the country's credit rating, its political and economic stability and the development of its financial and capital markets.

Under normal circumstances, the Fund invests in the following broad asset classes within the ranges given:

Broad Asset Category	Target Allocation	Allocation Range
Equity Securities	95%	75-100%
Debt Securities	5%	0-25%

The Fund's actual holdings in each broad asset category may be outside the applicable allocation range from time to time due to differing investment performance among asset categories. The Adviser will rebalance the Fund at least annually so that its holdings are within the ranges for the broad asset categories.

The Fund pursues its investment strategy by investing primarily in other mutual funds managed by the Adviser. The names of the funds managed by the Adviser which are currently available for investment by the Fund are shown in the list below. The list is provided for information purposes only. The Adviser may change the availability of the funds managed by the Adviser for investment by the Fund without shareholder approval or advance notice to shareholders.

#### Equity Securities

##### Small Cap

Thrivent Small Cap Stock Fund

##### Mid Cap

Thrivent Mid Cap Stock Fund

##### Large Cap

Thrivent Global Stock Fund

Thrivent Large Cap Growth Fund

Thrivent Large Cap Value Fund

##### Other

Thrivent International Allocation Fund

Thrivent Core International Equity Fund

Thrivent Core Low Volatility Equity Fund

#### Debt Securities

##### High Yield Bonds

Thrivent High Yield Fund

##### Intermediate/Long-Term Bonds

Thrivent Income Fund

##### Short-Term/Intermediate Bonds

Thrivent Limited Maturity Bond Fund

##### Other

Thrivent Core Emerging Markets Debt Fund

#### Short-Term Debt Securities

##### Money Market

Thrivent Cash Management Trust

##### Other

Thrivent Core Short-Term Reserve Fund

## Principal Risks

The Fund is subject to the following principal investment risks, which you should review carefully and in entirety. The Fund may not achieve its investment objective and you could lose money by investing in the Fund.

**Allocation Risk.** The Fund's investment performance depends upon how its assets are allocated across broad asset categories and applicable sub-classes within such categories. Some broad asset categories and sub-classes may perform below expectations or the securities markets generally over short and extended periods. Therefore, a principal risk of investing in the Fund is that the allocation strategies used and the allocation decisions made will not produce the desired results.

**Equity Security Risk.** Equity securities held by the Fund may decline significantly in price, sometimes rapidly or unpredictably, over short or extended periods of time, and such declines may occur because of declines in the equity market as a whole, or because of declines in only a particular country, company, industry, or sector of the market. From time to time, the Fund may invest a significant portion of its assets in companies in one or more related sectors or industries which would make the Fund more vulnerable to adverse developments affecting such sectors

or industries. Equity securities are generally more volatile than most debt securities.

**Large Cap Risk.** Large-sized companies may be unable to respond quickly to new competitive challenges such as changes in technology. They may also not be able to attain the high growth rate of successful smaller companies, especially during extended periods of economic expansion.

**Small Cap Risk.** Smaller, less seasoned companies often have greater price volatility, lower trading volume, and less liquidity than larger, more established companies. These companies tend to have small revenues, narrower product lines, less management depth and experience, small shares of their product or service markets, fewer financial resources, and less competitive strength than larger companies. Such companies seldom pay significant dividends that could soften the impact of a falling market on returns.

**Mid Cap Risk.** Medium-sized companies often have greater price volatility, lower trading volume, and less liquidity than larger, more-established companies. These companies tend to have smaller revenues, narrower product lines, less management depth and experience, smaller shares of their product or service markets, fewer financial resources, and less competitive strength than larger companies.

**Market Risk.** Over time, securities markets generally tend to move in cycles with periods when security prices rise and periods when security prices decline. The value of the Fund's investments may move with these cycles and, in some instances, increase or decrease more than the applicable market(s) as measured by the Fund's benchmark index(es). The securities markets may also decline because of factors that affect a particular industry or market sector, or due to impacts from domestic or global events, including the spread of infectious illness, public health threats, war, terrorism, natural disasters or similar events.

**Other Funds Risk.** Because the Fund invests in other funds managed by the Adviser or an affiliate ("Other Funds"), the performance of the Fund is dependent, in part, upon the performance of Other Funds in which the Fund may invest. As a result, the Fund is subject to the same risks as those faced by the Other Funds. In addition, Other Funds may be subject to additional fees and expenses that will be borne by the Fund.

**Growth Investing Risk.** Growth style investing includes the risk of investing in securities whose prices historically have been more volatile than other securities, especially over the short term. Growth stock prices reflect projections of future earnings or revenues and, if a company's earnings or revenues fall short of expectations, its stock price may fall dramatically.

**Value Investing Risk.** Value style investing includes the risk that stocks of undervalued companies may not rise as quickly as anticipated if the market doesn't recognize their intrinsic value or if value stocks are out of favor.

**Foreign Securities Risk.** Foreign securities generally carry more risk and are more volatile than their domestic counterparts, in part because of potential for higher political and economic risks, lack of reliable information and fluctuations in currency exchange rates where investments are denominated in currencies other than the U.S. dollar. Certain events in foreign markets may adversely affect foreign and domestic issuers, including interruptions in the global supply chain, market closures, war,

terrorism, natural disasters and outbreak of infectious diseases. The Fund's investment in any country could be subject to governmental actions such as capital or currency controls, nationalizing a company or industry, expropriating assets, or imposing punitive taxes that would have an adverse effect on security prices, and impair the Fund's ability to repatriate capital or income. Foreign securities may also be more difficult to resell than comparable U.S. securities because the markets for foreign securities are often less liquid. Even when a foreign security increases in price in its local currency, the appreciation may be diluted by adverse changes in exchange rates when the security's value is converted to U.S. dollars. Foreign withholding taxes also may apply and errors and delays may occur in the settlement process for foreign securities.

**Emerging Markets Risk.** The economic and political structures of developing countries in emerging markets, in most cases, do not compare favorably with the U.S. or other developed countries in terms of wealth and stability, and their financial markets often lack liquidity. Fund performance will likely be negatively affected by portfolio exposure to countries and corporations domiciled in or with revenue exposures to countries in the midst of, among other things, hyperinflation, currency devaluation, trade disagreements, sudden political upheaval, or interventionist government policies. Fund performance may also be negatively affected by portfolio exposure to countries and corporations domiciled in or with revenue exposures to countries with less developed legal, tax, regulatory, and accounting systems. Significant buying or selling actions by a few major investors may also heighten the volatility of emerging markets. These factors make investing in emerging market countries significantly riskier than in other countries, and events in any one country could cause the Fund's share price to decline.

**Foreign Currency Risk.** The value of a foreign currency may decline against the U.S. dollar, which would reduce the dollar value of securities denominated in that currency. The overall impact of such a decline of foreign currency can be significant, unpredictable, and long lasting, depending on the currencies represented, how each one appreciates or depreciates in relation to the U.S. dollar, and whether currency positions are hedged. Under normal conditions, the Fund does not engage in extensive foreign currency hedging programs. Further, exchange rate movements are volatile, and it is not possible to effectively hedge the currency risks of many developing countries.

**Investment Adviser Risk.** The Fund is actively managed and the success of its investment strategy depends significantly on the skills of the Adviser in assessing the potential of the investments in which the Fund invests. This assessment of investments may prove incorrect, resulting in losses or poor performance, even in rising markets. There is also no guarantee that the Adviser will be able to effectively implement the Fund's investment objective.

**Conflicts of Interest Risk.** An investment in the Fund will be subject to a number of actual or potential conflicts of interest. For example, the Adviser or its affiliates may provide services to the Fund for which the Fund would compensate the Adviser and/or such affiliates. The Fund may invest in other pooled investment vehicles sponsored, managed, or otherwise affiliated with the Adviser, including other Funds. The Adviser may have an incentive (financial or otherwise) to enter into transactions or arrangements on behalf of the Fund with itself or its affiliates in circumstances where it might not have done so otherwise.

The Adviser or its affiliates manage other investment funds and/or accounts (including proprietary accounts) and have other clients with investment objectives and strategies that are similar to, or overlap with, the investment objective and strategy of the Fund, creating conflicts of interest in investment and allocation decisions regarding the allocation of investments that could be appropriate for the Fund and other clients of the Adviser or their affiliates.

**Issuer Risk.** Issuer risk is the possibility that factors specific to an issuer to which the Fund is exposed will affect the market prices of the issuer's securities and therefore the value of the Fund.

**Quantitative Investing Risk.** Securities selected according to a quantitative analysis methodology can perform differently from the market as a whole based on the model and the factors used in the analysis, the weight placed on each factor and changes in the factor's historical trends. Such models are based on assumptions of these and other market factors, and the models may not take into account certain factors, or perform as intended, and may result in a decline in the value of the Fund's portfolio.

**Derivatives Risk.** The use of derivatives (such as futures) involves additional risks and transaction costs which could leave the Fund in a worse position than if it had not used these instruments. The Fund utilizes equity futures in order to increase or decrease its exposure to various asset classes at a lower cost than trading stocks directly. The use of derivatives can lead to losses because of adverse movements in the price or value of the underlying asset, index or rate, which may be magnified by certain features of the contract. Changes in the value of the derivative may not correlate as intended with the underlying asset, rate or index, and the Fund could lose much more than the original amount invested. Derivatives can be highly volatile, illiquid and difficult to value. Certain derivatives may also be subject to counterparty risk, which is the risk that the other party in the transaction will not fulfill its contractual obligations due to its financial condition, market events, or other reasons.

**LIBOR Risk.** The Fund may be exposed to financial instruments that are tied to LIBOR (London Interbank Offered Rate) to determine payment obligations, financing terms or investment value. Such financial instruments may include bank loans, derivatives, floating rate securities, certain asset backed securities, and other assets or liabilities tied to LIBOR. In 2017, the head of the U.K. Financial Conduct Authority announced a desire to phase out the use of LIBOR by the end of 2021. On November 30, 2020, the administrator of LIBOR announced its intention to delay the phase out of the majority of the U.S. dollar LIBOR publications until June 30, 2023, with the remainder of LIBOR publications to still end at the end of 2021. There remains uncertainty regarding the future utilization of LIBOR and the nature of any replacement rate, and any potential effects of the transition away from LIBOR on the Fund or its investments are not known.

**Health Crisis Risk.** The global pandemic outbreak of the novel coronavirus known as COVID-19 has resulted in substantial market volatility and global business disruption. The duration and full effects of the outbreak are uncertain and may result in trading suspensions and market closures, limit liquidity and the ability of the Fund to process shareholder redemptions, and negatively impact Fund performance. The COVID-19 outbreak and future pandemics could affect the global economy and markets in ways

that cannot be foreseen and may exacerbate other types of risks, negatively impacting the value of Fund investments.

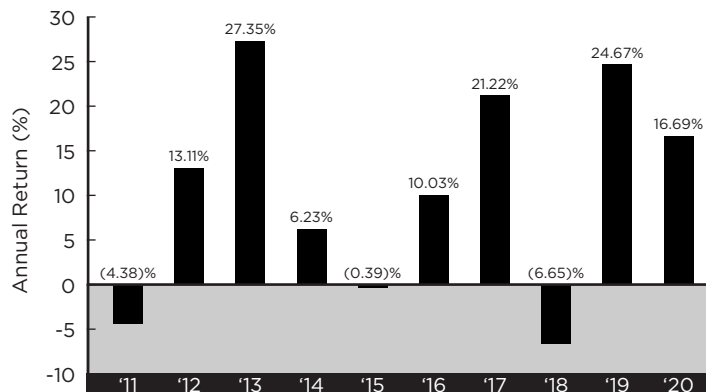
## Performance

The following bar chart and table provide an indication of the risks of investing in the Fund by showing changes in the Fund's performance from year to year and by showing how the Fund's average annual returns for one-, five- and ten-year periods compared to broad-based securities market indices. The index descriptions appear in the "Index Descriptions" section of the prospectus. Call 800-847-4836 or visit [thriventfunds.com](http://thriventfunds.com) for performance results current to the most recent month-end.

The bar chart and the table include the effects of Fund expenses and assume that you sold your shares at the end of the period. The after-tax returns are calculated using the historical highest individual federal marginal income tax rates and do not reflect the impact of state and local taxes. Actual after-tax returns depend on an investor's tax situation and may differ from those shown and after-tax returns are not relevant to investors who hold their Fund shares through tax-deferred arrangements such as individual retirement accounts.

How the Fund has performed in the past (before and after taxes) is not necessarily an indication of how it will perform in the future. Performance information provides some indication of the risks of investing in the Fund by showing changes in the Fund's performance over time.

**Year-by-Year Total Return**



Best Quarter:	Q2 '20	+19.32%
Worst Quarter:	Q1 '20	(21.70)%

**Average Annual Total Returns**  
(Periods Ending December 31, 2020)

	1 Year	5 Years	10 Years
Fund (before taxes)	16.69%	12.62%	10.19%
Fund (after taxes on distributions)	15.83%	11.14%	8.82%
Fund (after taxes on distributions and redemptions)	10.47%	9.72%	7.97%
S&P 500® Index (reflects no deduction for fees, expenses or taxes)	18.40%	15.22%	13.88%
Bloomberg Barclays U.S. Aggregate Bond Index (reflects no deduction for fees, expenses or taxes)	7.51%	4.44%	3.84%
MSCI All Country World Index ex-USA - USD Net Returns (reflects no deduction for fees, expenses or taxes)	10.65%	8.93%	4.92%

## Management

### Investment Adviser(s)

The Fund is managed by Thrivent Asset Management, LLC ("Thrivent Asset Mgt." or the "Adviser").

### Portfolio Manager(s)

**Stephen D. Lowe, CFA, David S. Royal and David R. Spangler, CFA** are jointly and primarily responsible for the day-to-day management of the Fund. Mr. Lowe has served as a portfolio manager of the Fund since April 2016. Mr. Royal has served as portfolio manager of the Fund since April 2018. Mr. Spangler has served as a portfolio manager of the Fund since February 2019. Mr. Lowe is Chief Investment Strategist and has been with Thrivent Financial since 1997. He has served as a portfolio manager since 2009. Mr. Royal is Chief Investment Officer and has been with Thrivent Financial since 2006. Mr. Spangler has been with Thrivent Financial since 2002, in an investment management capacity since 2006 and currently is a Senior Portfolio Manager.

## Purchase and Sale of Fund Shares

You may purchase, redeem or exchange shares of the Fund directly from the Fund or through certain broker-dealers.

The minimum initial investment requirement for this Fund is \$2,000 and the minimum subsequent investment requirement is \$50 for taxable accounts. For IRA or tax-deferred accounts, the minimum initial investment requirement for this Fund is \$1,000 and the minimum subsequent investment requirement is \$50. These investment requirements may be different, however, for investors investing in the Fund through an automatic investment plan or through certain fee-based investment advisory programs.

You may purchase or redeem Fund shares on days that the New York Stock Exchange is open. You may conduct such transactions by mail, telephone 800-847-4836, the Internet ([thrivent.com](http://thrivent.com) or [thriventfunds.com](http://thriventfunds.com)), by wire/ACH transfer or through an automatic investment plan (for purchases) or a



systematic withdrawal plan (for redemptions), subject to certain limitations.

## Tax Information

The Fund intends to make distributions that may be taxed as ordinary income or capital gains. Investing in the Fund through a retirement plan could have different tax consequences.

## Payments to Broker-Dealers and Other Financial Intermediaries

If you purchase the Fund through a broker-dealer or other financial intermediary (such as an insurance company), the Fund and its related companies may pay the intermediary for the sale

of Fund shares and related services. These payments may create a conflict of interest by influencing the broker-dealer or other intermediary and your salesperson to recommend the Fund over another investment. Ask your salesperson or visit your financial intermediary's website for more information.

# Thrivent Balanced Income Plus Fund

IBBFX

## Investment Objective

Thrivent Balanced Income Plus Fund (the "Fund") seeks long-term total return through a balance between income and the potential for long-term capital growth.

## Fees and Expenses

This table describes the fees and expenses that you may pay if you buy and hold shares of the Fund.

### Shareholder Fees

(fees paid directly from your investment)

Maximum Sales Charge (load) Imposed On Purchases (as a % of offering price)	None
Maximum Deferred Sales Charge (load) (as a percentage of the lower of the original purchase price or current net asset value)	None

### Annual Fund Operating Expenses

(expenses that you pay each year as a percentage of the value of your investment)

Management Fees	0.55%
Distribution and Shareholder Service (12b-1) Fees	None
Other Expenses	0.23%
Acquired Fund Fees and Expenses	0.01%
Total Annual Fund Operating Expenses	0.79%

### Example

This example is intended to help you compare the cost of investing in the Fund with the cost of investing in other mutual funds.

The example assumes that you invest \$10,000 in the Fund for the time periods indicated and then redeem all of your shares at the end of those periods. The example also assumes that your investment has a 5% return each year, and that the Fund's operating expenses remain the same. Although your actual cost may be higher or lower, based on these assumptions your cost would be:

1 Year	3 Years	5 Years	10 Years
\$81	\$252	\$439	\$978

### Portfolio Turnover

The Fund pays transaction costs, such as commissions, when it buys and sells securities (or "turns over" its portfolio). A higher portfolio turnover rate may indicate higher transaction costs and may result in higher taxes when Fund shares are held in a taxable account. These costs, which are not reflected in annual fund operating expenses or in the example, affect the Fund's performance. During the most recent fiscal year, the Fund's portfolio turnover rate was 85% of the average value of its portfolio.

## Principal Strategies

Under normal circumstances, the Fund invests in a combination of equity securities and debt securities within the ranges shown in the following table:

Broad Asset Category	Target Allocation	Allocation Range
Equity Securities	50%	25-75%
Debt Securities	50%	25-75%

The equity securities in which the Fund invests may include common stock, preferred stock, securities convertible into common stock, or securities or other instruments the price of which is linked to the value of common stock.

The debt securities in which the Fund invests may be of any maturity or credit quality, including high yield, high risk bonds, notes, debentures and other debt obligations commonly known as "junk bonds." At the time of purchase, these high-yield securities are rated within or below the "BB" major rating category by S&P or the "Ba" major rating category by Moody's or are unrated but considered to be of comparable quality by the Adviser. The Fund may also invest in leveraged loans, which are senior secured loans that are made by banks or other lending institutions to companies that are rated below investment grade. In addition, the Fund may invest in investment-grade corporate bonds, asset-backed securities, mortgage-backed securities (including commercially backed ones), convertible bonds, and sovereign and emerging market debt (both U.S. dollar and non-U.S. dollar denominated).

The Fund may invest in foreign securities, including those of issuers in emerging markets. An "emerging market" country is any country determined by the Adviser to have an emerging market economy, considering factors such as the country's credit rating, its political and economic stability and the development of its financial and capital markets.

The Fund utilizes derivatives primarily in the form of U.S. Treasury futures contracts in order to manage the Fund's duration, or interest rate risk. The Fund may enter into derivatives contracts traded on exchanges or in the over the counter market.

The Fund may also pursue its investment strategy by investing in other mutual funds managed by the Adviser.

The Adviser uses fundamental, quantitative and technical investment research techniques to determine what to buy and sell. Fundamental techniques assess a security's value based on an issuer's financial profile, management, and business prospects while quantitative and technical techniques involve a more data-oriented analysis of financial information, market trends and price movements. The Adviser may consider environmental, social, and governance (ESG) factors as part of its investment analysis and decision-making processes for the Fund.

## Principal Risks

The Fund is subject to the following principal investment risks, which you should review carefully and in entirety. The Fund may not achieve its investment objective and you could lose money by investing in the Fund.

**Equity Security Risk.** Equity securities held by the Fund may decline significantly in price, sometimes rapidly or unpredictably, over short or extended periods of time, and such declines may occur because of declines in the equity market as a whole, or because of declines in only a particular country, company, industry, or sector of the market. From time to time, the Fund may invest a significant portion of its assets in companies in one or more related sectors or industries which would make the Fund more vulnerable to adverse developments affecting such sectors or industries. Equity securities are generally more volatile than most debt securities.

**Interest Rate Risk.** Interest rate risk is the risk that prices of debt securities decline in value when interest rates rise for debt securities that pay a fixed rate of interest. Debt securities with longer durations (a measure of price sensitivity of a bond or bond fund to changes in interest rates) or maturities (i.e., the amount of time until a bond's issuer must pay its principal or face value) tend to be more sensitive to changes in interest rates than debt securities with shorter durations or maturities. Changes by the Federal Reserve to monetary policies could affect interest rates and the value of some securities. In addition, the phase out of LIBOR (the offered rate for short-term Eurodollar deposits between major international banks) by the end of 2021 could lead to increased volatility and illiquidity in certain markets that currently rely on LIBOR to determine interest rates.

**Credit Risk.** Credit risk is the risk that an issuer of a debt security to which the Fund is exposed may no longer be able or willing to pay its debt. As a result of such an event, the debt security may decline in price and affect the value of the Fund.

**Allocation Risk.** The Fund's investment performance depends upon how its assets are allocated across broad asset categories and applicable sub-classes within such categories. Some broad asset categories and sub-classes may perform below expectations or the securities markets generally over short and extended periods. Therefore, a principal risk of investing in the Fund is that the allocation strategies used and the allocation decisions made will not produce the desired results.

**Market Risk.** Over time, securities markets generally tend to move in cycles with periods when security prices rise and periods when security prices decline. The value of the Fund's investments may move with these cycles and, in some instances, increase or decrease more than the applicable market(s) as measured by the Fund's benchmark index(es). The securities markets may also decline because of factors that affect a particular industry or market sector, or due to impacts from domestic or global events, including the spread of infectious illness, public health threats, war, terrorism, natural disasters or similar events.

**Large Cap Risk.** Large-sized companies may be unable to respond quickly to new competitive challenges such as changes in technology. They may also not be able to attain the high growth rate of successful smaller companies, especially during extended periods of economic expansion.

**Leveraged Loan Risk.** Leveraged loans (also known as bank loans) are subject to the risks typically associated with debt securities. In addition, leveraged loans, which typically hold a senior position in the capital structure of a borrower, are subject to the risk that a court could subordinate such loans to presently existing or future indebtedness or take other action detrimental to the holders of leveraged loans. Leveraged loans are also subject to the risk that the value of the collateral, if any, securing a loan may decline, be insufficient to meet the obligations of the borrower, or be difficult to liquidate. Some leveraged loans are not as easily purchased or sold as publicly-traded securities and others are illiquid, which may make it more difficult for the Fund to value them or dispose of them at an acceptable price. Below investment-grade leveraged loans are typically more credit sensitive. In the event of fraud or misrepresentation, the Fund may not be protected under federal securities laws with respect to leveraged loans that may not be in the form of "securities." The settlement period for some leveraged loans may be more than seven days.

**LIBOR Risk.** The Fund may be exposed to financial instruments that are tied to LIBOR (London Interbank Offered Rate) to determine payment obligations, financing terms or investment value. Such financial instruments may include bank loans, derivatives, floating rate securities, certain asset backed securities, and other assets or liabilities tied to LIBOR. In 2017, the head of the U.K. Financial Conduct Authority announced a desire to phase out the use of LIBOR by the end of 2021. On November 30, 2020, the administrator of LIBOR announced its intention to delay the phase out of the majority of the U.S. dollar LIBOR publications until June 30, 2023, with the remainder of LIBOR publications to still end at the end of 2021. There remains uncertainty regarding the future utilization of LIBOR and the nature of any replacement rate, and any potential effects of the transition away from LIBOR on the Fund or its investments are not known.

**Prepayment Risk.** When interest rates fall, certain obligations will be paid off by the obligor more quickly than originally anticipated, and a Fund may have to invest the proceeds in securities with lower yields. In periods of falling interest rates, the rate of prepayments tends to increase (as does price fluctuation) as borrowers are motivated to pay off debt and refinance at new lower rates. During such periods, reinvestment of the prepayment proceeds by the management team will generally be at lower rates of return than the return on the assets that were prepaid. Prepayment generally reduces the yield to maturity and the average life of the security.

**Foreign Securities Risk.** Foreign securities generally carry more risk and are more volatile than their domestic counterparts, in part because of potential for higher political and economic risks, lack of reliable information and fluctuations in currency exchange rates where investments are denominated in currencies other than the U.S. dollar. Certain events in foreign markets may adversely affect foreign and domestic issuers, including interruptions in the global supply chain, market closures, war, terrorism, natural disasters and outbreak of infectious diseases. The Fund's investment in any country could be subject to governmental actions such as capital or currency controls, nationalizing a company or industry, expropriating assets, or imposing punitive taxes that would have an adverse effect on security prices, and impair the Fund's ability to repatriate capital or income. Foreign securities may also be more difficult to resell than comparable U.S. securities because the markets for foreign

securities are often less liquid. Even when a foreign security increases in price in its local currency, the appreciation may be diluted by adverse changes in exchange rates when the security's value is converted to U.S. dollars. Foreign withholding taxes also may apply and errors and delays may occur in the settlement process for foreign securities.

**Emerging Markets Risk.** The economic and political structures of developing countries in emerging markets, in most cases, do not compare favorably with the U.S. or other developed countries in terms of wealth and stability, and their financial markets often lack liquidity. Fund performance will likely be negatively affected by portfolio exposure to countries and corporations domiciled in or with revenue exposures to countries in the midst of, among other things, hyperinflation, currency devaluation, trade disagreements, sudden political upheaval, or interventionist government policies. Fund performance may also be negatively affected by portfolio exposure to countries and corporations domiciled in or with revenue exposures to countries with less developed legal, tax, regulatory, and accounting systems. Significant buying or selling actions by a few major investors may also heighten the volatility of emerging markets. These factors make investing in emerging market countries significantly riskier than in other countries, and events in any one country could cause the Fund's share price to decline.

**Foreign Currency Risk.** The value of a foreign currency may decline against the U.S. dollar, which would reduce the dollar value of securities denominated in that currency. The overall impact of such a decline of foreign currency can be significant, unpredictable, and long lasting, depending on the currencies represented, how each one appreciates or depreciates in relation to the U.S. dollar, and whether currency positions are hedged. Under normal conditions, the Fund does not engage in extensive foreign currency hedging programs. Further, exchange rate movements are volatile, and it is not possible to effectively hedge the currency risks of many developing countries.

**Mortgage-Backed and Other Asset-Backed Securities Risk.** The value of mortgage-backed and asset-backed securities will be influenced by the factors affecting the housing market and the assets underlying such securities. As a result, during periods of declining asset value, difficult or frozen credit markets, swings in interest rates, or deteriorating economic conditions, mortgage-related and asset-backed securities may decline in value, face valuation difficulties, become more volatile and/or become illiquid. In addition, both mortgage-backed and asset-backed securities are sensitive to changes in the repayment patterns of the underlying security. If the principal payment on the underlying asset is repaid faster or slower than the holder of the asset-backed or mortgage-backed security anticipates, the price of the security may fall, particularly if the holder must reinvest the repaid principal at lower rates or must continue to hold the security when interest rates rise. This effect may cause the value of the Fund to decline and reduce the overall return of the Fund.

**High Yield Risk.** High yield securities – commonly known as “junk bonds” – to which the Fund is exposed are considered predominantly speculative with respect to the issuer's continuing ability to make principal and interest payments. If the issuer of the security is in default with respect to interest or principal payments, the value of the Fund may be negatively affected. High yield securities generally have a less liquid resale market.

**Sovereign Debt Risk.** Sovereign debt securities are issued or guaranteed by foreign governmental entities. These investments are subject to the risk that a governmental entity may delay or refuse to pay interest or repay principal on its sovereign debt, due, for example, to cash flow problems, insufficient foreign currency reserves, political considerations, the relative size of the governmental entity's debt position in relation to the economy or the failure to put in place economic reforms required by the International Monetary Fund or other multilateral agencies. If a governmental entity defaults, it may ask for more time in which to pay or for further loans. There is no legal process for collecting sovereign debts that a government does not pay nor are there bankruptcy proceedings through which all or part of the sovereign debt that a governmental entity has not repaid may be collected.

**Quantitative Investing Risk.** Securities selected according to a quantitative analysis methodology can perform differently from the market as a whole based on the model and the factors used in the analysis, the weight placed on each factor and changes in the factor's historical trends. Such models are based on assumptions of these and other market factors, and the models may not take into account certain factors, or perform as intended, and may result in a decline in the value of the Fund's portfolio.

**Investment Adviser Risk.** The Fund is actively managed and the success of its investment strategy depends significantly on the skills of the Adviser in assessing the potential of the investments in which the Fund invests. This assessment of investments may prove incorrect, resulting in losses or poor performance, even in rising markets. There is also no guarantee that the Adviser will be able to effectively implement the Fund's investment objective.

**Conflicts of Interest Risk.** An investment in the Fund will be subject to a number of actual or potential conflicts of interest. For example, the Adviser or its affiliates may provide services to the Fund for which the Fund would compensate the Adviser and/or such affiliates. The Fund may invest in other pooled investment vehicles sponsored, managed, or otherwise affiliated with the Adviser, including other Funds. The Adviser may have an incentive (financial or otherwise) to enter into transactions or arrangements on behalf of the Fund with itself or its affiliates in circumstances where it might not have done so otherwise.

The Adviser or its affiliates manage other investment funds and/or accounts (including proprietary accounts) and have other clients with investment objectives and strategies that are similar to, or overlap with, the investment objective and strategy of the Fund, creating conflicts of interest in investment and allocation decisions regarding the allocation of investments that could be appropriate for the Fund and other clients of the Adviser or their affiliates.

**Other Funds Risk.** Because the Fund invests in other funds managed by the Adviser or an affiliate (“Other Funds”), the performance of the Fund is dependent, in part, upon the performance of Other Funds in which the Fund may invest. As a result, the Fund is subject to the same risks as those faced by the Other Funds. In addition, Other Funds may be subject to additional fees and expenses that will be borne by the Fund.

**Issuer Risk.** Issuer risk is the possibility that factors specific to an issuer to which the Fund is exposed will affect the market prices of the issuer's securities and therefore the value of the Fund.

**Derivatives Risk.** The use of derivatives (such as futures) involves additional risks and transaction costs which could leave the Fund in a worse position than if it had not used these instruments. The Fund utilizes futures on U.S. Treasuries in order to manage duration. The use of derivatives can lead to losses because of adverse movements in the price or value of the underlying asset, index or rate, which may be magnified by certain features of the contract. Changes in the value of the derivative may not correlate as intended with the underlying asset, rate or index, and the Fund could lose much more than the original amount invested. Derivatives can be highly volatile, illiquid and difficult to value. Certain derivatives may also be subject to counterparty risk, which is the risk that the other party in the transaction will not fulfill its contractual obligations due to its financial condition, market events, or other reasons.

**Liquidity Risk.** Liquidity is the ability to sell a security relatively quickly for a price that most closely reflects the actual value of the security. Dealer inventories of bonds are at or near historic lows in relation to market size, which has the potential to decrease liquidity and increase price volatility in the fixed income markets, particularly during periods of economic or market stress. As a result of this decreased liquidity, the Fund may have to accept a lower price to sell a security, sell other securities to raise cash, or give up an investment opportunity, any of which could have a negative effect on performance.

**Health Crisis Risk.** The global pandemic outbreak of the novel coronavirus known as COVID-19 has resulted in substantial market volatility and global business disruption. The duration and full effects of the outbreak are uncertain and may result in trading suspensions and market closures, limit liquidity and the ability of the Fund to process shareholder redemptions, and negatively impact Fund performance. The COVID-19 outbreak and future pandemics could affect the global economy and markets in ways that cannot be foreseen and may exacerbate other types of risks, negatively impacting the value of Fund investments.

## Performance

The following bar chart and table provide an indication of the risks of investing in the Fund by showing changes in the Fund's performance from year to year and by showing how the Fund's average annual returns for one-, five- and ten-year periods compared to broad-based securities market indices. The index descriptions appear in the "Index Descriptions" section of the prospectus. Call 800-847-4836 or visit [thriventfunds.com](http://thriventfunds.com) for performance results current to the most recent month-end.

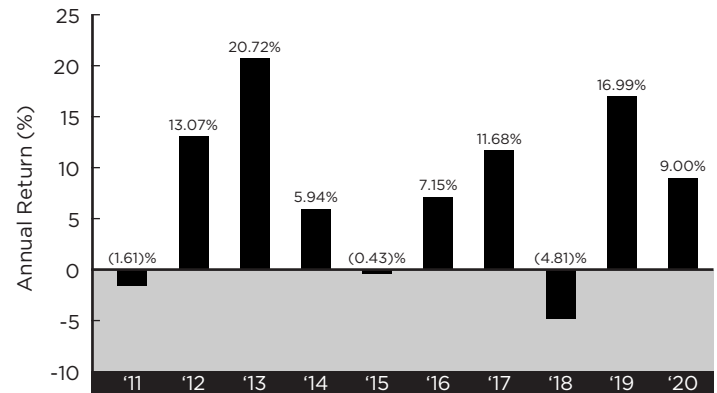
The bar chart and the table include the effects of Fund expenses and assume that you sold your shares at the end of the period. The after-tax returns are calculated using the historical highest individual federal marginal income tax rates and do not reflect the impact of state and local taxes. Actual after-tax returns depend on an investor's tax situation and may differ from those shown, and after-tax returns are not relevant to investors who hold their Fund shares through tax-deferred arrangements, such as individual retirement accounts.

Effective August 16, 2013, based on approval of the Fund's Board of Trustees and notice to Fund shareholders, the Fund's principal strategies were changed, which had the effect of decreasing the extent to which the Fund generally invests in equity securities and increasing the extent to which the Fund generally invests in debt securities. At the same time, the Fund's name changed from Thrivent Balanced Fund to Thrivent

Balanced Income Plus Fund. As a result, performance information presented below with respect to periods prior to August 16, 2013, reflects the performance of an investment portfolio that was materially different from the investment portfolio of the Fund.

How the Fund has performed in the past (before and after taxes) is not necessarily an indication of how it will perform in the future. Performance information provides some indication of the risks of investing in the Fund by showing changes in the Fund's performance over time.

### Year-by-Year Total Return



Best Quarter:	Q2 '20	+13.38%
Worst Quarter:	Q1 '20	(17.03)%

### Average Annual Total Returns (Periods Ending December 31, 2020)

	1 Year	5 Years	10 Years
Fund (before taxes)	9.00%	7.75%	7.48%
Fund (after taxes on distributions)	8.09%	6.32%	5.67%
Fund (after taxes on distributions and redemptions)	5.45%	5.56%	5.37%
Bloomberg Barclays Mortgage-Backed Securities Index (reflects no deduction for fees, expenses or taxes)	3.87%	3.05%	3.01%
Bloomberg Barclays U.S. High Yield Ba/B 2% Issuer Capped Index (reflects no deduction for fees, expenses or taxes)	7.67%	8.22%	6.82%
MSCI World Index - USD Net Returns (reflects no deduction for fees, expenses or taxes)	15.90%	12.19%	9.87%
S&P/LSTA Leveraged Loan Index (reflects no deduction for fees, expenses or taxes)	3.12%	5.24%	4.32%

## Management

### Investment Adviser(s)

The Fund is managed by Thrivent Asset Management, LLC (“Thrivent Asset Mgt.” or the “Adviser”).

### Portfolio Manager(s)

**Stephen D. Lowe, CFA, David R. Spangler, CFA and Theron G. Whitehorn, CFA** are jointly and primarily responsible for the day-to-day management of the Fund. Mr. Lowe has served as a portfolio manager of the Fund since August 2013. Mr. Spangler has served as a portfolio manager of the Fund since February 2019. Mr. Whitehorn has served as a portfolio manager of the Fund since February 2021. Mr. Lowe is Chief Investment Strategist and has been with Thrivent Financial since 1997. He has served as a portfolio manager since 2009. Mr. Spangler has been with Thrivent Financial since 2002, in an investment management capacity since 2006 and currently is a Senior Portfolio Manager. Mr. Whitehorn is the Director of Fixed Income Quantitative Research and has been with Thrivent Financial since May 2018.

## Purchase and Sale of Fund Shares

You may purchase, redeem or exchange shares of the Fund directly from the Fund or through certain broker-dealers.

The minimum initial investment requirement for this Fund is \$2,000 and the minimum subsequent investment requirement is \$50 for taxable accounts. For IRA or tax-deferred accounts, the minimum initial investment requirement for this Fund is \$1,000

and the minimum subsequent investment requirement is \$50. These investment requirements may be different, however, for investors investing in the Fund through an automatic investment plan or through certain fee-based investment advisory programs.

You may purchase or redeem Fund shares on days that the New York Stock Exchange is open. You may conduct such transactions by mail, telephone 800-847-4836, the Internet (thrivent.com or thriventfunds.com), by wire/ACH transfer or through an automatic investment plan (for purchases) or a systematic withdrawal plan (for redemptions), subject to certain limitations.

## Tax Information

The Fund intends to make distributions that may be taxed as ordinary income or capital gains. Investing in the Fund through a retirement plan could have different tax consequences.

## Payments to Broker-Dealers and Other Financial Intermediaries

If you purchase the Fund through a broker-dealer or other financial intermediary (such as an insurance company), the Fund and its related companies may pay the intermediary for the sale of Fund shares and related services. These payments may create a conflict of interest by influencing the broker-dealer or other intermediary and your salesperson to recommend the Fund over another investment. Ask your salesperson or visit your financial intermediary's website for more information.

# Thrivent Diversified Income Plus Fund

THYFX

## Investment Objective

Thrivent Diversified Income Plus Fund (the "Fund") seeks to maximize income while maintaining prospects for capital appreciation.

## Fees and Expenses

This table describes the fees and expenses that you may pay if you buy and hold shares of the Fund.

### Shareholder Fees

(fees paid directly from your investment)

Maximum Sales Charge (load) Imposed On Purchases (as a % of offering price)	None
Maximum Deferred Sales Charge (load) (as a percentage of the lower of the original purchase price or current net asset value)	None

### Annual Fund Operating Expenses

(expenses that you pay each year as a percentage of the value of your investment)

Management Fees	0.55%
Distribution and Shareholder Service (12b-1) Fees	None
Other Expenses	0.16%
Acquired Fund Fees and Expenses	0.01%
Total Annual Fund Operating Expenses	0.72%

### Example

This example is intended to help you compare the cost of investing in the Fund with the cost of investing in other mutual funds.

The example assumes that you invest \$10,000 in the Fund for the time periods indicated and then redeem all of your shares at the end of those periods. The example also assumes that your investment has a 5% return each year, and that the Fund's operating expenses remain the same. Although your actual cost may be higher or lower, based on these assumptions your cost would be:

1 Year	3 Years	5 Years	10 Years
\$74	\$230	\$401	\$894

### Portfolio Turnover

The Fund pays transaction costs, such as commissions, when it buys and sells securities (or "turns over" its portfolio). A higher portfolio turnover rate may indicate higher transaction costs and may result in higher taxes when Fund shares are held in a taxable account. These costs, which are not reflected in annual fund operating expenses or in the example, affect the Fund's performance. During the most recent fiscal year, the Fund's portfolio turnover rate was 156% of the average value of its portfolio.

## Principal Strategies

Under normal circumstances, the Fund invests in a combination of equity securities and debt securities within the ranges shown in the following table:

Broad Asset Category	Target Allocation	Allocation Range
Debt Securities	75%	55-95%
Equity Securities	25%	5-45%

The equity securities in which the Fund invests may include common stock, preferred stock, securities convertible into common stock, or securities or other instruments the price of which is linked to the value of common stock.

The debt securities in which the Fund invests may be of any maturity or credit quality, including high yield, high risk bonds, notes, debentures and other debt obligations commonly known as "junk bonds." At the time of purchase, these high-yield securities are rated within or below the "BB" major rating category by S&P or the "Ba" major rating category by Moody's or are unrated but considered to be of comparable quality by the Adviser. The Fund may also invest in leveraged loans, which are senior secured loans that are made by banks or other lending institutions to companies that are rated below investment grade. In addition, the Fund may invest in investment-grade corporate bonds, asset-backed securities, mortgage-backed securities (including commercially backed ones), convertible bonds, and sovereign and emerging market debt (both U.S. dollar and non-U.S. dollar denominated).

The Fund may invest in foreign securities, including those of issuers in emerging markets. An "emerging market" country is any country determined by the Adviser to have an emerging market economy, considering factors such as the country's credit rating, its political and economic stability and the development of its financial and capital markets.

The Fund utilizes derivatives primarily in the form of U.S. Treasury futures contracts in order to manage the Fund's duration, or interest rate risk. The Fund may enter into derivatives contracts traded on exchanges or in the over the counter market.

The Fund may also pursue its investment strategy by investing in other mutual funds managed by the Adviser.

The Adviser uses fundamental, quantitative and technical investment research techniques to determine what to buy and sell. Fundamental techniques assess a security's value based on an issuer's financial profile, management, and business prospects while quantitative and technical techniques involve a more data-oriented analysis of financial information, market trends and price movements. The Adviser may consider environmental, social, and governance (ESG) factors as part of its investment analysis and decision-making processes for the Fund.

## Principal Risks

The Fund is subject to the following principal investment risks, which you should review carefully and in entirety. The Fund may not achieve its investment objective and you could lose money by investing in the Fund.

**Interest Rate Risk.** Interest rate risk is the risk that prices of debt securities decline in value when interest rates rise for debt securities that pay a fixed rate of interest. Debt securities with longer durations (a measure of price sensitivity of a bond or bond fund to changes in interest rates) or maturities (i.e., the amount of time until a bond's issuer must pay its principal or face value) tend to be more sensitive to changes in interest rates than debt securities with shorter durations or maturities. Changes by the Federal Reserve to monetary policies could affect interest rates and the value of some securities. In addition, the phase out of LIBOR (the offered rate for short-term Eurodollar deposits between major international banks) by the end of 2021 could lead to increased volatility and illiquidity in certain markets that currently rely on LIBOR to determine interest rates.

**Equity Security Risk.** Equity securities held by the Fund may decline significantly in price, sometimes rapidly or unpredictably, over short or extended periods of time, and such declines may occur because of declines in the equity market as a whole, or because of declines in only a particular country, company, industry, or sector of the market. From time to time, the Fund may invest a significant portion of its assets in companies in one or more related sectors or industries which would make the Fund more vulnerable to adverse developments affecting such sectors or industries. Equity securities are generally more volatile than most debt securities.

**Credit Risk.** Credit risk is the risk that an issuer of a debt security to which the Fund is exposed may no longer be able or willing to pay its debt. As a result of such an event, the debt security may decline in price and affect the value of the Fund.

**Allocation Risk.** The Fund's investment performance depends upon how its assets are allocated across broad asset categories and applicable sub-classes within such categories. Some broad asset categories and sub-classes may perform below expectations or the securities markets generally over short and extended periods. Therefore, a principal risk of investing in the Fund is that the allocation strategies used and the allocation decisions made will not produce the desired results.

**Mortgage-Backed and Other Asset-Backed Securities Risk.** The value of mortgage-backed and asset-backed securities will be influenced by the factors affecting the housing market and the assets underlying such securities. As a result, during periods of declining asset value, difficult or frozen credit markets, swings in interest rates, or deteriorating economic conditions, mortgage-related and asset-backed securities may decline in value, face valuation difficulties, become more volatile and/or become illiquid. In addition, both mortgage-backed and asset-backed securities are sensitive to changes in the repayment patterns of the underlying security. If the principal payment on the underlying asset is repaid faster or slower than the holder of the asset-backed or mortgage-backed security anticipates, the price of the security may fall, particularly if the holder must reinvest the repaid principal at lower rates or must continue to hold the security when interest rates rise. This effect may cause the value of the Fund to decline and reduce the overall return of the Fund.

**Market Risk.** Over time, securities markets generally tend to move in cycles with periods when security prices rise and periods when security prices decline. The value of the Fund's investments may move with these cycles and, in some instances, increase or decrease more than the applicable market(s) as measured by the Fund's benchmark index(es). The securities markets may also decline because of factors that affect a particular industry or market sector, or due to impacts from domestic or global events, including the spread of infectious illness, public health threats, war, terrorism, natural disasters or similar events.

**High Yield Risk.** High yield securities – commonly known as “junk bonds” – to which the Fund is exposed are considered predominantly speculative with respect to the issuer's continuing ability to make principal and interest payments. If the issuer of the security is in default with respect to interest or principal payments, the value of the Fund may be negatively affected. High yield securities generally have a less liquid resale market.

**Leveraged Loan Risk.** Leveraged loans (also known as bank loans) are subject to the risks typically associated with debt securities. In addition, leveraged loans, which typically hold a senior position in the capital structure of a borrower, are subject to the risk that a court could subordinate such loans to presently existing or future indebtedness or take other action detrimental to the holders of leveraged loans. Leveraged loans are also subject to the risk that the value of the collateral, if any, securing a loan may decline, be insufficient to meet the obligations of the borrower, or be difficult to liquidate. Some leveraged loans are not as easily purchased or sold as publicly-traded securities and others are illiquid, which may make it more difficult for the Fund to value them or dispose of them at an acceptable price. Below investment-grade leveraged loans are typically more credit sensitive. In the event of fraud or misrepresentation, the Fund may not be protected under federal securities laws with respect to leveraged loans that may not be in the form of “securities.” The settlement period for some leveraged loans may be more than seven days.

**LIBOR Risk.** The Fund may be exposed to financial instruments that are tied to LIBOR (London Interbank Offered Rate) to determine payment obligations, financing terms or investment value. Such financial instruments may include bank loans, derivatives, floating rate securities, certain asset backed securities, and other assets or liabilities tied to LIBOR. In 2017, the head of the U.K. Financial Conduct Authority announced a desire to phase out the use of LIBOR by the end of 2021. On November 30, 2020, the administrator of LIBOR announced its intention to delay the phase out of the majority of the U.S. dollar LIBOR publications until June 30, 2023, with the remainder of LIBOR publications to still end at the end of 2021. There remains uncertainty regarding the future utilization of LIBOR and the nature of any replacement rate, and any potential effects of the transition away from LIBOR on the Fund or its investments are not known.

**Prepayment Risk.** When interest rates fall, certain obligations will be paid off by the obligor more quickly than originally anticipated, and a Fund may have to invest the proceeds in securities with lower yields. In periods of falling interest rates, the rate of prepayments tends to increase (as does price fluctuation) as borrowers are motivated to pay off debt and refinance at new lower rates. During such periods, reinvestment of the prepayment proceeds by the management team will generally be at lower rates of return than the return on the assets that were prepaid.



Prepayment generally reduces the yield to maturity and the average life of the security.

**Large Cap Risk.** Large-sized companies may be unable to respond quickly to new competitive challenges such as changes in technology. They may also not be able to attain the high growth rate of successful smaller companies, especially during extended periods of economic expansion.

**Foreign Securities Risk.** Foreign securities generally carry more risk and are more volatile than their domestic counterparts, in part because of potential for higher political and economic risks, lack of reliable information and fluctuations in currency exchange rates where investments are denominated in currencies other than the U.S. dollar. Certain events in foreign markets may adversely affect foreign and domestic issuers, including interruptions in the global supply chain, market closures, war, terrorism, natural disasters and outbreak of infectious diseases. The Fund's investment in any country could be subject to governmental actions such as capital or currency controls, nationalizing a company or industry, expropriating assets, or imposing punitive taxes that would have an adverse effect on security prices, and impair the Fund's ability to repatriate capital or income. Foreign securities may also be more difficult to resell than comparable U.S. securities because the markets for foreign securities are often less liquid. Even when a foreign security increases in price in its local currency, the appreciation may be diluted by adverse changes in exchange rates when the security's value is converted to U.S. dollars. Foreign withholding taxes also may apply and errors and delays may occur in the settlement process for foreign securities.

**Emerging Markets Risk.** The economic and political structures of developing countries in emerging markets, in most cases, do not compare favorably with the U.S. or other developed countries in terms of wealth and stability, and their financial markets often lack liquidity. Fund performance will likely be negatively affected by portfolio exposure to countries and corporations domiciled in or with revenue exposures to countries in the midst of, among other things, hyperinflation, currency devaluation, trade disagreements, sudden political upheaval, or interventionist government policies. Fund performance may also be negatively affected by portfolio exposure to countries and corporations domiciled in or with revenue exposures to countries with less developed legal, tax, regulatory, and accounting systems. Significant buying or selling actions by a few major investors may also heighten the volatility of emerging markets. These factors make investing in emerging market countries significantly riskier than in other countries, and events in any one country could cause the Fund's share price to decline.

**Foreign Currency Risk.** The value of a foreign currency may decline against the U.S. dollar, which would reduce the dollar value of securities denominated in that currency. The overall impact of such a decline of foreign currency can be significant, unpredictable, and long lasting, depending on the currencies represented, how each one appreciates or depreciates in relation to the U.S. dollar, and whether currency positions are hedged. Under normal conditions, the Fund does not engage in extensive foreign currency hedging programs. Further, exchange rate movements are volatile, and it is not possible to effectively hedge the currency risks of many developing countries.

**Preferred Securities Risk.** There are certain additional risks associated with investing in preferred securities, including, but not limited to, preferred securities may include provisions that

permit the issuer, at its discretion, to defer or omit distributions for a stated period without any adverse consequences to the issuer; preferred securities are generally subordinated to bonds and other debt instruments in a company's capital structure in terms of having priority to corporate income and liquidation payments, and therefore will be subject to greater credit risk than more senior debt instruments; preferred securities may be substantially less liquid than many other securities, such as common stocks or U.S. Government securities; generally, traditional preferred securities offer no voting rights with respect to the issuing company unless preferred dividends have been in arrears for a specified number of periods, at which time the preferred security holders may elect a number of directors to the issuer's board; and in certain varying circumstances, an issuer of preferred securities may redeem the securities prior to a specified date.

**Other Funds Risk.** Because the Fund invests in other funds managed by the Adviser or an affiliate ("Other Funds"), the performance of the Fund is dependent, in part, upon the performance of Other Funds in which the Fund may invest. As a result, the Fund is subject to the same risks as those faced by the Other Funds. In addition, Other Funds may be subject to additional fees and expenses that will be borne by the Fund.

**Investment Adviser Risk.** The Fund is actively managed and the success of its investment strategy depends significantly on the skills of the Adviser in assessing the potential of the investments in which the Fund invests. This assessment of investments may prove incorrect, resulting in losses or poor performance, even in rising markets. There is also no guarantee that the Adviser will be able to effectively implement the Fund's investment objective.

**Conflicts of Interest Risk.** An investment in the Fund will be subject to a number of actual or potential conflicts of interest. For example, the Adviser or its affiliates may provide services to the Fund for which the Fund would compensate the Adviser and/or such affiliates. The Fund may invest in other pooled investment vehicles sponsored, managed, or otherwise affiliated with the Adviser, including other Funds. The Adviser may have an incentive (financial or otherwise) to enter into transactions or arrangements on behalf of the Fund with itself or its affiliates in circumstances where it might not have done so otherwise.

The Adviser or its affiliates manage other investment funds and/or accounts (including proprietary accounts) and have other clients with investment objectives and strategies that are similar to, or overlap with, the investment objective and strategy of the Fund, creating conflicts of interest in investment and allocation decisions regarding the allocation of investments that could be appropriate for the Fund and other clients of the Adviser or their affiliates.

**Issuer Risk.** Issuer risk is the possibility that factors specific to an issuer to which the Fund is exposed will affect the market prices of the issuer's securities and therefore the value of the Fund.

**Liquidity Risk.** Liquidity is the ability to sell a security relatively quickly for a price that most closely reflects the actual value of the security. Dealer inventories of bonds are at or near historic lows in relation to market size, which has the potential to decrease liquidity and increase price volatility in the fixed income markets, particularly during periods of economic or market stress. As a result of this decreased liquidity, the Fund may have to accept a lower price to sell a security, sell other securities to

raise cash, or give up an investment opportunity, any of which could have a negative effect on performance.

**Derivatives Risk.** The use of derivatives (such as futures) involves additional risks and transaction costs which could leave the Fund in a worse position than if it had not used these instruments. The Fund utilizes futures on U.S. Treasuries in order to manage duration. The use of derivatives can lead to losses because of adverse movements in the price or value of the underlying asset, index or rate, which may be magnified by certain features of the contract. Changes in the value of the derivative may not correlate as intended with the underlying asset, rate or index, and the Fund could lose much more than the original amount invested. Derivatives can be highly volatile, illiquid and difficult to value. Certain derivatives may also be subject to counterparty risk, which is the risk that the other party in the transaction will not fulfill its contractual obligations due to its financial condition, market events, or other reasons.

**Quantitative Investing Risk.** Securities selected according to a quantitative analysis methodology can perform differently from the market as a whole based on the model and the factors used in the analysis, the weight placed on each factor and changes in the factor's historical trends. Such models are based on assumptions of these and other market factors, and the models may not take into account certain factors, or perform as intended, and may result in a decline in the value of the Fund's portfolio.

**Portfolio Turnover Rate Risk.** The Fund may engage in active and frequent trading of portfolio securities in implementing its principal investment strategies. A high rate of portfolio turnover (100% or more) involves correspondingly greater expenses which are borne by the Fund and its shareholders and may also result in short-term capital gains taxable to shareholders.

**Health Crisis Risk.** The global pandemic outbreak of the novel coronavirus known as COVID-19 has resulted in substantial market volatility and global business disruption. The duration and full effects of the outbreak are uncertain and may result in trading suspensions and market closures, limit liquidity and the ability of the Fund to process shareholder redemptions, and negatively impact Fund performance. The COVID-19 outbreak and future pandemics could affect the global economy and markets in ways that cannot be foreseen and may exacerbate other types of risks, negatively impacting the value of Fund investments.

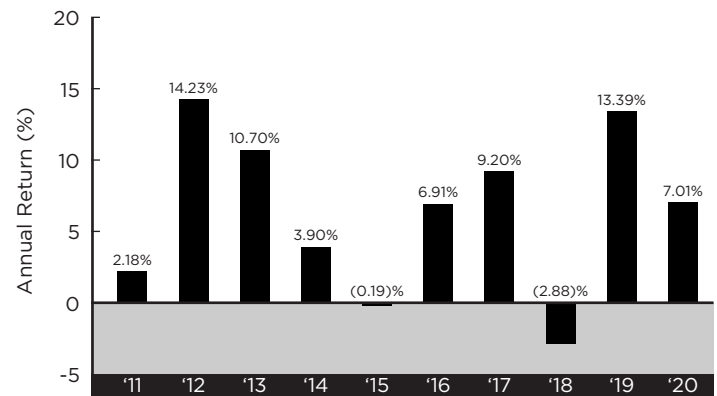
## Performance

The following bar chart and table provide an indication of the risks of investing in the Fund by showing changes in the Fund's performance from year to year and by showing how the Fund's average annual returns for one-, five- and ten-year periods compared to broad-based securities market indices. The index descriptions appear in the "Index Descriptions" section of the prospectus. Call 800-847-4836 or visit [thriventfunds.com](http://thriventfunds.com) for performance results current to the most recent month-end.

The bar chart and the table include the effects of Fund expenses and assume that you sold your shares at the end of the period. The after-tax returns are calculated using the historical highest individual federal marginal income tax rates and do not reflect the impact of state and local taxes. Actual after-tax returns depend on an investor's tax situation and may differ from those shown, and after-tax returns are not relevant to investors who hold their Fund shares through tax-deferred arrangements, such as individual retirement accounts.

How the Fund has performed in the past (before and after taxes) is not necessarily an indication of how it will perform in the future. Performance information provides some indication of the risks of investing in the Fund by showing changes in the Fund's performance over time.

### Year-by-Year Total Return



Best Quarter:	Q2 '20	+9.54%
Worst Quarter:	Q1 '20	(11.85)%

### Average Annual Total Returns (Periods Ending December 31, 2020)

	1 Year	5 Years	10 Years
Fund (before taxes)	7.01%	6.59%	6.31%
Fund (after taxes on distributions)	5.86%	5.04%	4.69%
Fund (after taxes on distributions and redemptions)	4.20%	4.46%	4.30%
Bloomberg Barclays Mortgage-Backed Securities Index (reflects no deduction for fees, expenses or taxes)	3.87%	3.05%	3.01%
Bloomberg Barclays U.S. High Yield Ba/B 2% Issuer Capped Index (reflects no deduction for fees, expenses or taxes)	7.67%	8.22%	6.82%
MSCI World Index - USD Net Returns (reflects no deduction for fees, expenses or taxes)	15.90%	12.19%	9.87%
S&P/LSTA Leveraged Loan Index (reflects no deduction for fees, expenses or taxes)	3.12%	5.24%	4.32%

## Management

### Investment Adviser(s)

The Fund is managed by Thrivent Asset Management, LLC ("Thrivent Asset Mgt." or the "Adviser").

## Portfolio Manager(s)

**Stephen D. Lowe, CFA, Gregory R. Anderson, CFA** and **Theron G. Whitehorn, CFA** are jointly and primarily responsible for the day-to-day management of the Fund. Mr. Lowe has served as a portfolio manager of the Fund since May 2015. Mr. Anderson has served as a portfolio manager of the Fund since October 2018. Mr. Whitehorn has served as a portfolio manager of the Fund since February 2021. Mr. Lowe is Chief Investment Strategist and has been with Thrivent Financial since 1997. He has served as a portfolio manager since 2009. Mr. Anderson is Vice President, Fixed Income General Accounts. He has been with Thrivent Financial since 1997 and has served as a portfolio manager since 2000. Mr. Whitehorn is the Director of Fixed Income Quantitative Research and has been with Thrivent Financial since May 2018.

## Purchase and Sale of Fund Shares

You may purchase, redeem or exchange shares of the Fund directly from the Fund or through certain broker-dealers.

The minimum initial investment requirement for this Fund is \$2,000 and the minimum subsequent investment requirement is \$50 for taxable accounts. For IRA or tax-deferred accounts, the minimum initial investment requirement for this Fund is \$1,000 and the minimum subsequent investment requirement is \$50. These investment requirements may be different, however, for investors investing in the Fund through an automatic investment plan or through certain fee-based investment advisory programs.

You may purchase or redeem Fund shares on days that the New York Stock Exchange is open. You may conduct such transactions by mail, telephone 800-847-4836, the Internet ([thrivent.com](http://thrivent.com) or [thriventfunds.com](http://thriventfunds.com)), by wire/ACH transfer or through an automatic investment plan (for purchases) or a systematic withdrawal plan (for redemptions), subject to certain limitations.

## Tax Information

The Fund intends to make distributions that may be taxed as ordinary income or capital gains. Investing in the Fund through a retirement plan could have different tax consequences.

## Payments to Broker-Dealers and Other Financial Intermediaries

If you purchase the Fund through a broker-dealer or other financial intermediary (such as an insurance company), the Fund and its related companies may pay the intermediary for the sale of Fund shares and related services. These payments may create a conflict of interest by influencing the broker-dealer or other intermediary and your salesperson to recommend the Fund over another investment. Ask your salesperson or visit your financial intermediary's website for more information.

# Thrivent Global Stock Fund

IILGX

## Investment Objective

Thrivent Global Stock Fund (the "Fund") seeks long-term capital growth.

## Fees and Expenses

This table describes the fees and expenses that you may pay if you buy and hold shares of the Fund.

### Shareholder Fees

(fees paid directly from your investment)

Maximum Sales Charge (load) Imposed On Purchases (as a % of offering price)	None
Maximum Deferred Sales Charge (load) (as a percentage of the lower of the original purchase price or current net asset value)	None

### Annual Fund Operating Expenses

(expenses that you pay each year as a percentage of the value of your investment)

Management Fees	0.57%
Distribution and Shareholder Service (12b-1) Fees	None
Other Expenses	0.09%
Total Annual Fund Operating Expenses	0.66%

### Example

This example is intended to help you compare the cost of investing in the Fund with the cost of investing in other mutual funds.

The example assumes that you invest \$10,000 in the Fund for the time periods indicated and then redeem all of your shares at the end of those periods. The example also assumes that your investment has a 5% return each year, and that the Fund's operating expenses remain the same. Although your actual cost may be higher or lower, based on these assumptions your cost would be:

1 Year	3 Years	5 Years	10 Years
\$67	\$211	\$368	\$822

### Portfolio Turnover

The Fund pays transaction costs, such as commissions, when it buys and sells securities (or "turns over" its portfolio). A higher portfolio turnover rate may indicate higher transaction costs and may result in higher taxes when Fund shares are held in a taxable account. These costs, which are not reflected in annual fund operating expenses or in the example, affect the Fund's performance. During the most recent fiscal year, the Fund's portfolio turnover rate was 59% of the average value of its portfolio.

## Principal Strategies

Under normal circumstances, the Fund invests at least 80% of its net assets in equity securities of domestic and international companies. Under normal market conditions, the Fund invests approximately 40% of its net assets in foreign assets. However, the Fund could invest a much lower percentage of its net assets in foreign assets depending on market conditions. An asset may be determined to be foreign based on the issuer's domicile, principal place of business, stock exchange listing, source of revenue, or other factors. Foreign securities may also include depositary receipts. Should the Adviser change the investments used for purposes of this 80% threshold, you will be notified at least 60 days prior to the change.

The Fund will generally make the following allocations among the broad asset classes listed below:

U.S. large-cap equity	0-60%
U.S. mid-cap equity	0-25%
U.S. small-cap equity	0-25%
Developed international equity	0-60%
Emerging markets equity	0-25%

The Fund's actual holdings in each broad asset category may be outside the applicable allocation range from time to time due to differing investment performances among asset classes. These allocations may change without shareholder approval or advance notice to shareholders to the extent consistent with applicable law.

The Fund seeks to achieve its investment objective by investing primarily in domestic and foreign common stocks. The Fund may buy and sell futures contracts to either hedge its exposure or obtain exposure to certain investments. The Adviser uses fundamental, quantitative, and technical investment research techniques to determine what stocks to buy and sell. Fundamental techniques assess a security's value based on an issuer's financial profile, management, and business prospects while quantitative and technical techniques involve a more data-oriented analysis of financial information, market trends and price movements. The Adviser may consider environmental, social, and governance (ESG) factors as part of its investment analysis and decision-making processes for the Fund. The Fund may sell securities for a variety of reasons, such as to secure gains, limit losses, or reposition assets into more promising opportunities.

## Principal Risks

The Fund is subject to the following principal investment risks, which you should review carefully and in entirety. The Fund may not achieve its investment objective and you could lose money by investing in the Fund.

**Equity Security Risk.** Equity securities held by the Fund may decline significantly in price, sometimes rapidly or unpredictably, over short or extended periods of time, and such declines may occur because of declines in the equity market as a whole, or because of declines in only a particular country, company, industry, or sector of the market. From time to time, the Fund may

invest a significant portion of its assets in companies in one or more related sectors or industries which would make the Fund more vulnerable to adverse developments affecting such sectors or industries. Equity securities are generally more volatile than most debt securities.

**Allocation Risk.** The Fund's investment performance depends upon how its assets are allocated across broad asset categories and applicable sub-classes within such categories. Some broad asset categories and sub-classes may perform below expectations or the securities markets generally over short and extended periods. Therefore, a principal risk of investing in the Fund is that the allocation strategies used and the allocation decisions made will not produce the desired results.

**Large Cap Risk.** Large-sized companies may be unable to respond quickly to new competitive challenges such as changes in technology. They may also not be able to attain the high growth rate of successful smaller companies, especially during extended periods of economic expansion.

**Foreign Securities Risk.** Foreign securities generally carry more risk and are more volatile than their domestic counterparts, in part because of potential for higher political and economic risks, lack of reliable information and fluctuations in currency exchange rates where investments are denominated in currencies other than the U.S. dollar. Certain events in foreign markets may adversely affect foreign and domestic issuers, including interruptions in the global supply chain, market closures, war, terrorism, natural disasters and outbreak of infectious diseases. The Fund's investment in any country could be subject to governmental actions such as capital or currency controls, nationalizing a company or industry, expropriating assets, or imposing punitive taxes that would have an adverse effect on security prices, and impair the Fund's ability to repatriate capital or income. Foreign securities may also be more difficult to resell than comparable U.S. securities because the markets for foreign securities are often less liquid. Even when a foreign security increases in price in its local currency, the appreciation may be diluted by adverse changes in exchange rates when the security's value is converted to U.S. dollars. Foreign withholding taxes also may apply and errors and delays may occur in the settlement process for foreign securities.

**Foreign Currency Risk.** The value of a foreign currency may decline against the U.S. dollar, which would reduce the dollar value of securities denominated in that currency. The overall impact of such a decline of foreign currency can be significant, unpredictable, and long lasting, depending on the currencies represented, how each one appreciates or depreciates in relation to the U.S. dollar, and whether currency positions are hedged. Under normal conditions, the Fund does not engage in extensive foreign currency hedging programs. Further, exchange rate movements are volatile, and it is not possible to effectively hedge the currency risks of many developing countries.

**Market Risk.** Over time, securities markets generally tend to move in cycles with periods when security prices rise and periods when security prices decline. The value of the Fund's investments may move with these cycles and, in some instances, increase or decrease more than the applicable market(s) as measured by the Fund's benchmark index(es). The securities markets may also decline because of factors that affect a particular industry or market sector, or due to impacts from domestic or global events, including the spread of infectious

illness, public health threats, war, terrorism, natural disasters or similar events.

**Quantitative Investing Risk.** Securities selected according to a quantitative analysis methodology can perform differently from the market as a whole based on the model and the factors used in the analysis, the weight placed on each factor and changes in the factor's historical trends. Such models are based on assumptions of these and other market factors, and the models may not take into account certain factors, or perform as intended, and may result in a decline in the value of the Fund's portfolio.

**Mid Cap Risk.** Medium-sized companies often have greater price volatility, lower trading volume, and less liquidity than larger, more-established companies. These companies tend to have smaller revenues, narrower product lines, less management depth and experience, smaller shares of their product or service markets, fewer financial resources, and less competitive strength than larger companies.

**Small Cap Risk.** Smaller, less seasoned companies often have greater price volatility, lower trading volume, and less liquidity than larger, more established companies. These companies tend to have small revenues, narrower product lines, less management depth and experience, small shares of their product or service markets, fewer financial resources, and less competitive strength than larger companies. Such companies seldom pay significant dividends that could soften the impact of a falling market on returns.

**Emerging Markets Risk.** The economic and political structures of developing countries in emerging markets, in most cases, do not compare favorably with the U.S. or other developed countries in terms of wealth and stability, and their financial markets often lack liquidity. Fund performance will likely be negatively affected by portfolio exposure to countries and corporations domiciled in or with revenue exposures to countries in the midst of, among other things, hyperinflation, currency devaluation, trade disagreements, sudden political upheaval, or interventionist government policies. Fund performance may also be negatively affected by portfolio exposure to countries and corporations domiciled in or with revenue exposures to countries with less developed legal, tax, regulatory, and accounting systems. Significant buying or selling actions by a few major investors may also heighten the volatility of emerging markets. These factors make investing in emerging market countries significantly riskier than in other countries, and events in any one country could cause the Fund's share price to decline.

**Futures Contract Risk.** The value of a futures contract tends to increase and decrease in tandem with the value of the underlying instrument. The price of futures can be highly volatile; using them could lower total return, and the potential loss from futures can exceed the Fund's initial investment in such contracts. In addition, the value of the futures contract may not accurately track the value of the underlying instrument.

**Issuer Risk.** Issuer risk is the possibility that factors specific to an issuer to which the Fund is exposed will affect the market prices of the issuer's securities and therefore the value of the Fund.

**Investment Adviser Risk.** The Fund is actively managed and the success of its investment strategy depends significantly on the skills of the Adviser in assessing the potential of the investments in which the Fund invests. This assessment of

investments may prove incorrect, resulting in losses or poor performance, even in rising markets. There is also no guarantee that the Adviser will be able to effectively implement the Fund's investment objective.

**Derivatives Risk.** The use of derivatives (such as futures) involves additional risks and transaction costs which could leave the Fund in a worse position than if it had not used these instruments. The Fund utilizes equity futures in order to increase or decrease its exposure to various asset classes at a lower cost than trading stocks directly. The use of derivatives can lead to losses because of adverse movements in the price or value of the underlying asset, index or rate, which may be magnified by certain features of the contract. Changes in the value of the derivative may not correlate as intended with the underlying asset, rate or index, and the Fund could lose much more than the original amount invested. Derivatives can be highly volatile, illiquid and difficult to value. Certain derivatives may also be subject to counterparty risk, which is the risk that the other party in the transaction will not fulfill its contractual obligations due to its financial condition, market events, or other reasons.

**Health Crisis Risk.** The global pandemic outbreak of the novel coronavirus known as COVID-19 has resulted in substantial market volatility and global business disruption. The duration and full effects of the outbreak are uncertain and may result in trading suspensions and market closures, limit liquidity and the ability of the Fund to process shareholder redemptions, and negatively impact Fund performance. The COVID-19 outbreak and future pandemics could affect the global economy and markets in ways that cannot be foreseen and may exacerbate other types of risks, negatively impacting the value of Fund investments.

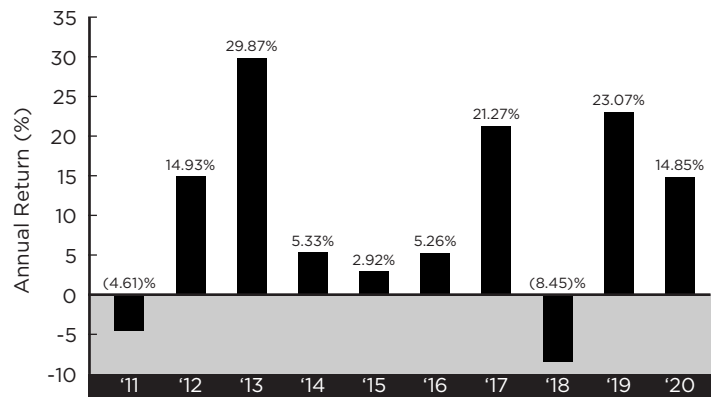
## Performance

The following bar chart and table provide an indication of the risks of investing in the Fund by showing changes in the Fund's performance from year to year and by showing how the Fund's average annual returns for one-, five- and ten-year periods compared to a broad-based securities market index. The index description appears in the "Index Descriptions" section of the prospectus. Call 800-847-4836 or visit [thriventfunds.com](http://thriventfunds.com) for performance results current to the most recent month-end.

The bar chart and the table include the effects of Fund expenses and assume that you sold your shares at the end of the period. The after-tax returns are calculated using the historical highest individual federal marginal income tax rates and do not reflect the impact of state and local taxes. Actual after-tax returns depend on an investor's tax situation and may differ from those shown, and after-tax returns are not relevant to investors who hold their Fund shares through tax-deferred arrangements, such as individual retirement accounts.

How the Fund has performed in the past (before and after taxes) is not necessarily an indication of how it will perform in the future. Performance information provides some indication of the risks of investing in the Fund by showing changes in the Fund's performance over time.

### Year-by-Year Total Return



Best Quarter:	Q2 '20	+20.59%
Worst Quarter:	Q1 '20	(22.82)%

### Average Annual Total Returns (Periods Ending December 31, 2020)

	1 Year	5 Years	10 Years
Fund (before taxes)	14.85%	10.56%	9.81%
Fund (after taxes on distributions)	13.96%	8.47%	7.97%
Fund (after taxes on distributions and redemptions)	9.41%	7.95%	7.59%
MSCI All Country World Index - USD Net Returns (reflects no deduction for fees, expenses or taxes)	16.25%	12.26%	9.13%

## Management

### Investment Adviser(s)

The Fund is managed by Thrivent Asset Management, LLC ("Thrivent Asset Mgt." or the "Adviser").

### Portfolio Manager(s)

**Kurt J. Lauber, CFA, Noah J. Mosen, CFA, Lauri Brunner and David R. Spangler, CFA** are jointly and primarily responsible for the day-to-day management of the Fund. Mr. Lauber has served as a portfolio manager of the Fund since March 2013. Mr. Mosen has served as a portfolio manager of the Fund since February 2018. Ms. Brunner has served as a portfolio manager of the Fund since September 2018. Mr. Spangler has served as a portfolio manager of the Fund since February 2019. Mr. Lauber has been with Thrivent Financial since 2004 and previously served as an associate portfolio manager. Mr. Mosen has been with Thrivent Financial since 2000 and has served in an investment management capacity since 2008. Ms. Brunner has been with Thrivent Financial since 2007 and currently is a Senior Portfolio Manager. Mr. Spangler has been with Thrivent Financial since 2002, in an investment management capacity since 2006 and currently is a Senior Portfolio Manager.

## Purchase and Sale of Fund Shares

You may purchase, redeem or exchange shares of the Fund directly from the Fund or through certain broker-dealers.

The minimum initial investment requirement for this Fund is \$2,000 and the minimum subsequent investment requirement is \$50 for taxable accounts. For IRA or tax-deferred accounts, the minimum initial investment requirement for this Fund is \$1,000 and the minimum subsequent investment requirement is \$50. These investment requirements may be different, however, for investors investing in the Fund through an automatic investment plan or through certain fee-based investment advisory programs.

You may purchase or redeem Fund shares on days that the New York Stock Exchange is open. You may conduct such transactions by mail, telephone 800-847-4836, the Internet ([thrivent.com](http://thrivent.com) or [thriventfunds.com](http://thriventfunds.com)), by wire/ACH transfer or through an automatic investment plan (for purchases) or a systematic withdrawal plan (for redemptions), subject to certain limitations.

## Tax Information

The Fund intends to make distributions that may be taxed as ordinary income or capital gains. Investing in the Fund through a retirement plan could have different tax consequences.

## Payments to Broker-Dealers and Other Financial Intermediaries

If you purchase the Fund through a broker-dealer or other financial intermediary (such as an insurance company), the Fund and its related companies may pay the intermediary for the sale of Fund shares and related services. These payments may create a conflict of interest by influencing the broker-dealer or other intermediary and your salesperson to recommend the Fund over another investment. Ask your salesperson or visit your financial intermediary's website for more information.

# Thrivent Government Bond Fund

TBFIIX

## Investment Objective

Thrivent Government Bond Fund (the "Fund") seeks total return, consistent with preservation of capital. The Fund's investment objective may be changed without shareholder approval.

## Fees and Expenses

This table describes the fees and expenses that you may pay if you buy and hold shares of the Fund.

### Shareholder Fees

(fees paid directly from your investment)

Maximum Sales Charge (load) Imposed On Purchases (as a % of offering price)	None
Maximum Deferred Sales Charge (load) (as a percentage of the lower of the original purchase price or current net asset value)	None

### Annual Fund Operating Expenses

(expenses that you pay each year as a percentage of the value of your investment)

Management Fees	0.40%
Distribution and Shareholder Service (12b-1) Fees	None
Other Expenses	0.33%
Total Annual Fund Operating Expenses	0.73%

### Example

This example is intended to help you compare the cost of investing in the Fund with the cost of investing in other mutual funds.

The example assumes that you invest \$10,000 in the Fund for the time periods indicated and then redeem all of your shares at the end of those periods. The example also assumes that your investment has a 5% return each year, and that the Fund's operating expenses remain the same. Although your actual cost may be higher or lower, based on these assumptions your cost would be:

1 Year	3 Years	5 Years	10 Years
\$75	\$233	\$406	\$906

### Portfolio Turnover

The Fund pays transaction costs, such as commissions, when it buys and sells securities (or "turns over" its portfolio). A higher portfolio turnover rate may indicate higher transaction costs and may result in higher taxes when Fund shares are held in a taxable account. These costs, which are not reflected in annual fund operating expenses or in the example, affect the Fund's performance. During the most recent fiscal year, the Fund's portfolio turnover rate was 322% of the average value of its portfolio.

## Principal Strategies

Under normal circumstances, the Fund invests at least 80% of its net assets (plus the amount of borrowings for investment purposes) in U.S. government bonds. For purposes of this disclosure, "U.S. government bonds" are debt instruments issued or guaranteed by the U.S. government or its agencies and instrumentalities, including U.S. Treasuries, Treasury Inflation Protected Securities (TIPS), U.S. Government Agency debt, and mortgage-backed securities issued or guaranteed by the Government National Mortgage Association (GNMA or Ginnie Mae), the Federal National Mortgage Association (FNMA or Fannie Mae) or the Federal Home Loan Mortgage Corporation (FHLMC or Freddie Mac). Should the Adviser change the investments used for purposes of this 80% threshold, you will be notified at least 60 days prior to the change.

The Fund's portfolio securities may be of any maturity. The Adviser uses fundamental, quantitative and technical investment research techniques to determine what debt obligations to buy and sell. Fundamental techniques assess a security's value based on an issuer's financial profile, management, and business prospects while quantitative and technical techniques involve a more data-oriented analysis of financial information, market trends and price movements. The Adviser may consider environmental, social, and governance (ESG) factors as part of its investment analysis and decision-making processes for the Fund. The "total return" sought by the Fund consists of income earned on the Fund's investments plus capital appreciation, if any. The Fund may invest in U.S. dollar denominated sovereign debt of foreign governments.

The Fund utilizes derivatives primarily in the form of U.S. Treasury futures contracts in order to manage the Fund's duration, or interest rate risk. The Fund may enter into derivatives contracts traded on exchanges or in the over the counter market.

## Principal Risks

The Fund is subject to the following principal investment risks, which you should review carefully and in entirety. The Fund may not achieve its investment objective and you could lose money by investing in the Fund.

**Government Securities Risk.** The Fund invests in securities issued or guaranteed by the U.S. government or its agencies and instrumentalities (such as Federal Home Loan Bank, Ginnie Mae, Fannie Mae or Freddie Mac securities). Securities issued or guaranteed by Federal Home Loan Banks, Ginnie Mae, Fannie Mae or Freddie Mac are not issued directly by the U.S. government. Ginnie Mae is a wholly owned U.S. corporation that is authorized to guarantee, with the full faith and credit of the U.S. government, the timely payment of principal and interest of its securities. By contrast, securities issued or guaranteed by U.S. government-related organizations such as Federal Home Loan Banks, Fannie Mae and Freddie Mac are not backed by the full faith and credit of the U.S. government. No assurance can be given that the U.S. government would provide financial support to its agencies and instrumentalities if not required to do so by law. In addition, the value of U.S. government securities may be



affected by changes in the credit rating of the U.S. government, which may be negatively impacted by rising levels of indebtedness.

**Mortgage-Backed and Other Asset-Backed Securities Risk.**

The value of mortgage-backed and asset-backed securities will be influenced by the factors affecting the housing market and the assets underlying such securities. As a result, during periods of declining asset value, difficult or frozen credit markets, swings in interest rates, or deteriorating economic conditions, mortgage-related and asset-backed securities may decline in value, face valuation difficulties, become more volatile and/or become illiquid. In addition, both mortgage-backed and asset-backed securities are sensitive to changes in the repayment patterns of the underlying security. If the principal payment on the underlying asset is repaid faster or slower than the holder of the asset-backed or mortgage-backed security anticipates, the price of the security may fall, particularly if the holder must reinvest the repaid principal at lower rates or must continue to hold the security when interest rates rise. This effect may cause the value of the Fund to decline and reduce the overall return of the Fund.

**Inflation-Linked Security Risk.** Inflation-linked debt securities, such as TIPS, are subject to the effects of changes in market interest rates caused by factors other than inflation (real interest rates). In general, the price of an inflation-linked security tends to decrease when real interest rates increase and can increase when real interest rates decrease. Interest payments on inflation-linked securities are unpredictable and will fluctuate as the principal and interest are adjusted for inflation. Any increase in the principal amount of an inflation-linked debt security will be considered taxable ordinary income, even though the Fund will not receive the principal until maturity.

There can also be no assurance that the inflation index used will accurately measure the real rate of inflation in the prices of goods and services. The Fund's investments in inflation-linked securities may lose value in the event that the actual rate of inflation is different than the rate of the inflation index. In addition, inflation-linked securities are subject to the risk that the Consumer Price Index for All Urban Consumers (CPI-U) or other relevant pricing index may be discontinued, fundamentally altered in a manner materially adverse to the interests of an investor in the securities, altered by legislation or Executive Order in a materially adverse manner to the interests of an investor in the securities or substituted with an alternative index.

**Interest Rate Risk.** Interest rate risk is the risk that prices of debt securities decline in value when interest rates rise for debt securities that pay a fixed rate of interest. Debt securities with longer durations (a measure of price sensitivity of a bond or bond fund to changes in interest rates) or maturities (i.e., the amount of time until a bond's issuer must pay its principal or face value) tend to be more sensitive to changes in interest rates than debt securities with shorter durations or maturities. Changes by the Federal Reserve to monetary policies could affect interest rates and the value of some securities. In addition, the phase out of LIBOR (the offered rate for short-term Eurodollar deposits between major international banks) by the end of 2021 could lead to increased volatility and illiquidity in certain markets that currently rely on LIBOR to determine interest rates.

**Market Risk.** Over time, securities markets generally tend to move in cycles with periods when security prices rise and periods when security prices decline. The value of the Fund's

investments may move with these cycles and, in some instances, increase or decrease more than the applicable market(s) as measured by the Fund's benchmark index(es). The securities markets may also decline because of factors that affect a particular industry or market sector, or due to impacts from domestic or global events, including the spread of infectious illness, public health threats, war, terrorism, natural disasters or similar events.

**Redemption Risk.** The Fund may need to sell portfolio securities to meet redemption requests. The Fund could experience a loss when selling portfolio securities to meet redemption requests if there is (i) significant redemption activity by shareholders, including, for example, when a single investor or few large investors make a significant redemption of Fund shares, (ii) a disruption in the normal operation of the markets in which the Fund buys and sells portfolio securities or (iii) the inability of the Fund to sell portfolio securities because such securities are illiquid. In such events, the Fund could be forced to sell portfolio securities at unfavorable prices in an effort to generate sufficient cash to pay redeeming shareholders.

**LIBOR Risk.** The Fund may be exposed to financial instruments that are tied to LIBOR (London Interbank Offered Rate) to determine payment obligations, financing terms or investment value. Such financial instruments may include bank loans, derivatives, floating rate securities, certain asset backed securities, and other assets or liabilities tied to LIBOR. In 2017, the head of the U.K. Financial Conduct Authority announced a desire to phase out the use of LIBOR by the end of 2021. On November 30, 2020, the administrator of LIBOR announced its intention to delay the phase out of the majority of the U.S. dollar LIBOR publications until June 30, 2023, with the remainder of LIBOR publications to still end at the end of 2021. There remains uncertainty regarding the future utilization of LIBOR and the nature of any replacement rate, and any potential effects of the transition away from LIBOR on the Fund or its investments are not known.

**Sovereign Debt Risk.** Sovereign debt securities are issued or guaranteed by foreign governmental entities. These investments are subject to the risk that a governmental entity may delay or refuse to pay interest or repay principal on its sovereign debt, due, for example, to cash flow problems, insufficient foreign currency reserves, political considerations, the relative size of the governmental entity's debt position in relation to the economy or the failure to put in place economic reforms required by the International Monetary Fund or other multilateral agencies. If a governmental entity defaults, it may ask for more time in which to pay or for further loans. There is no legal process for collecting sovereign debts that a government does not pay nor are there bankruptcy proceedings through which all or part of the sovereign debt that a governmental entity has not repaid may be collected.

**Investment Adviser Risk.** The Fund is actively managed and the success of its investment strategy depends significantly on the skills of the Adviser in assessing the potential of the investments in which the Fund invests. This assessment of investments may prove incorrect, resulting in losses or poor performance, even in rising markets. There is also no guarantee that the Adviser will be able to effectively implement the Fund's investment objective.

**Derivatives Risk.** The use of derivatives (such as futures) involves additional risks and transaction costs which could leave

the Fund in a worse position than if it had not used these instruments. The Fund utilizes futures on U.S. Treasuries in order to manage duration. The use of derivatives can lead to losses because of adverse movements in the price or value of the underlying asset, index or rate, which may be magnified by certain features of the contract. Changes in the value of the derivative may not correlate as intended with the underlying asset, rate or index, and the Fund could lose much more than the original amount invested. Derivatives can be highly volatile, illiquid and difficult to value. Certain derivatives may also be subject to counterparty risk, which is the risk that the other party in the transaction will not fulfill its contractual obligations due to its financial condition, market events, or other reasons.

**Liquidity Risk.** Liquidity is the ability to sell a security relatively quickly for a price that most closely reflects the actual value of the security. Dealer inventories of bonds are at or near historic lows in relation to market size, which has the potential to decrease liquidity and increase price volatility in the fixed income markets, particularly during periods of economic or market stress. As a result of this decreased liquidity, the Fund may have to accept a lower price to sell a security, sell other securities to raise cash, or give up an investment opportunity, any of which could have a negative effect on performance.

**Portfolio Turnover Rate Risk.** The Fund may engage in active and frequent trading of portfolio securities in implementing its principal investment strategies. A high rate of portfolio turnover (100% or more) involves correspondingly greater expenses which are borne by the Fund and its shareholders and may also result in short-term capital gains taxable to shareholders.

**Health Crisis Risk.** The global pandemic outbreak of the novel coronavirus known as COVID-19 has resulted in substantial market volatility and global business disruption. The duration and full effects of the outbreak are uncertain and may result in trading suspensions and market closures, limit liquidity and the ability of the Fund to process shareholder redemptions, and negatively impact Fund performance. The COVID-19 outbreak and future pandemics could affect the global economy and markets in ways that cannot be foreseen and may exacerbate other types of risks, negatively impacting the value of Fund investments.

## Performance

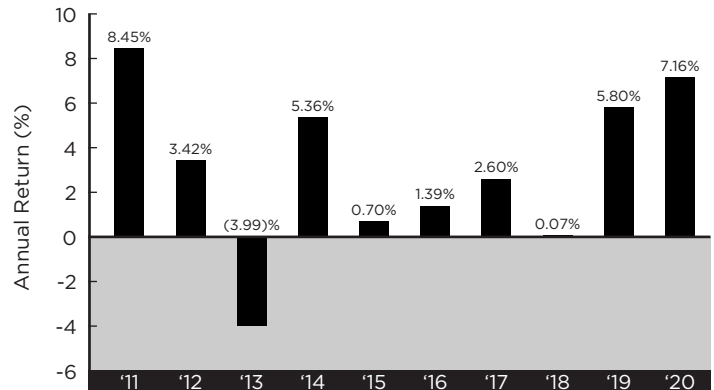
The following bar chart and table provide an indication of the risks of investing in the Fund by showing changes in the Fund's performance from year to year and by showing how the Fund's average annual returns for one-, five- and ten-year periods compared to broad-based securities market indices. The index descriptions appear in the "Index Descriptions" section of the prospectus. Call 800-847-4836 or visit [thriventfunds.com](http://thriventfunds.com) for performance results current to the most recent month-end.

The bar chart and the table include the effects of Fund expenses and assume that you sold your shares at the end of the period. The after-tax returns are calculated using the historical highest individual federal marginal income tax rates and do not reflect the impact of state and local taxes. Actual after-tax returns depend on an investor's tax situation and may differ from those shown, and after-tax returns are not relevant to investors who hold their Fund shares through tax-deferred arrangements, such as individual retirement accounts.

How the Fund has performed in the past (before and after taxes) is not necessarily an indication of how it will perform in the future.

Performance information provides some indication of the risks of investing in the Fund by showing changes in the Fund's performance over time.

### Year-by-Year Total Return



Best Quarter:	Q1 '20	+6.24%
Worst Quarter:	Q4 '16	(3.49)%

### Average Annual Total Returns (Periods Ending December 31, 2020)

	1 Year	5 Years	10 Years
Fund (before taxes)	7.16%	3.37%	3.04%
Fund (after taxes on distributions)	5.86%	2.45%	2.02%
Fund (after taxes on distributions and redemptions)	4.40%	2.21%	1.94%
Bloomberg Barclays U.S. Treasury Index (reflects no deduction for fees, expenses or taxes)	8.00%	3.77%	3.34%
Bloomberg Barclays U.S. Agency Index (reflects no deduction for fees, expenses or taxes)	5.48%	3.21%	2.61%

## Management

### Investment Adviser(s)

The Fund is managed by Thrivent Asset Management, LLC ("Thrivent Asset Mgt." or the "Adviser").

### Portfolio Manager(s)

**Michael G. Landreville, CFA, CPA (inactive)** and **Gregory R. Anderson, CFA** are jointly and primarily responsible for the day-to-day management of the Fund. Mr. Landreville has served as portfolio manager of the Fund since February 2010. Mr. Anderson has served as a portfolio manager of the Fund since February 2017. Mr. Landreville has been with Thrivent Financial since 1983 and has served as a portfolio manager since 1998. Mr. Anderson is Vice President, Fixed Income General Accounts. He has been with Thrivent Financial since 1997 and has served as a portfolio manager since 2000.

## Purchase and Sale of Fund Shares

You may purchase, redeem or exchange shares of the Fund directly from the Fund or through certain broker-dealers.

The minimum initial investment requirement for this Fund is \$2,000 and the minimum subsequent investment requirement is \$50 for taxable accounts. For IRA or tax-deferred accounts, the minimum initial investment requirement for this Fund is \$1,000 and the minimum subsequent investment requirement is \$50. These investment requirements may be different, however, for investors investing in the Fund through an automatic investment plan or through certain fee-based investment advisory programs.

You may purchase or redeem Fund shares on days that the New York Stock Exchange is open. You may conduct such transactions by mail, telephone 800-847-4836, the Internet ([thrivent.com](http://thrivent.com) or [thriventfunds.com](http://thriventfunds.com)), by wire/ACH transfer or through an automatic investment plan (for purchases) or a systematic withdrawal plan (for redemptions), subject to certain limitations.

## Tax Information

The Fund intends to make distributions that may be taxed as ordinary income or capital gains. Investing in the Fund through a retirement plan could have different tax consequences.

## Payments to Broker-Dealers and Other Financial Intermediaries

If you purchase the Fund through a broker-dealer or other financial intermediary (such as an insurance company), the Fund and its related companies may pay the intermediary for the sale of Fund shares and related services. These payments may create a conflict of interest by influencing the broker-dealer or other intermediary and your salesperson to recommend the Fund over another investment. Ask your salesperson or visit your financial intermediary's website for more information.

# Thrivent High Income Municipal Bond Fund

THMBX

## Investment Objective

Thrivent High Income Municipal Bond Fund (the "Fund") seeks a high level of current income exempt from federal income taxes. The Fund's investment objective may be changed without shareholder approval.

## Fees and Expenses

This table describes the fees and expenses that you may pay if you buy and hold shares of the Fund.

### Shareholder Fees

(fees paid directly from your investment)

Maximum Sales Charge (load) Imposed On Purchases (as a % of offering price)	None
Maximum Deferred Sales Charge (load) (as a percentage of the lower of the original purchase price or current net asset value)	None

### Annual Fund Operating Expenses

(expenses that you pay each year as a percentage of the value of your investment)

Management Fees	0.50%
Distribution and Shareholder Service (12b-1) Fees	None
Other Expenses	1.12%
Total Annual Fund Operating Expenses	1.62%
Less Fee Waivers and/or Expense Reimbursements <sup>1</sup>	1.02%
Total Annual Fund Operating Expenses After Fee Waivers and/or Expense Reimbursements	0.60%

<sup>1</sup> The Adviser has contractually agreed, through at least February 28, 2022, to waive a portion of the management fees associated with the Class S shares of the Thrivent High Income Municipal Bond Fund in order to limit the Total Annual Fund Operating Expenses After Fee Waivers and/or Expense Reimbursements to an annual rate of 0.60% of the average daily net assets of the Class S shares. This contractual provision, however, may be terminated before the indicated termination date upon the mutual agreement between the Independent Trustees of the Fund and the Adviser.

### Example

This example is intended to help you compare the cost of investing in the Fund with the cost of investing in other mutual funds.

The example assumes that you invest \$10,000 in the Fund for the time periods indicated and then redeem all of your shares at the end of those periods. In addition, the example for the 1 Year period reflects the effect of the contractual fee waiver and/or expense reimbursement. The example also assumes that your investment has a 5% return each year, and that the Fund's operating expenses remain the same. Although your actual cost may be higher or lower, based on these assumptions your cost would be:

1 Year	3 Years	5 Years	10 Years
\$61	\$411	\$785	\$1,836

### Portfolio Turnover

The Fund pays transaction costs, such as commissions, when it buys and sells securities (or "turns over" its portfolio). A higher portfolio turnover rate may indicate higher transaction costs and may result in higher taxes when Fund shares are held in a taxable account. These costs, which are not reflected in annual fund operating expenses or in the example, affect the Fund's performance. During the most recent fiscal year, the Fund's portfolio turnover rate was 94% of the average value of its portfolio.

### Principal Strategies

Under normal market conditions, the Fund invests at least 80% of its net assets (plus the amount of any borrowing for investment purposes) in municipal bonds, the income of which is exempt from federal income taxation. The Fund may count securities that generate income subject to the alternative minimum tax toward the 80% investment requirement.

The Fund invests at least 50% of its assets in debt securities that, at the time of purchase, are rated within or below the "BBB" major rating category by S&P or Fitch, or the "Baa" major rating category by Moody's, or are unrated but considered to be of comparable quality by the Adviser.

The Fund's Adviser uses fundamental, quantitative, and technical investment research techniques to determine what municipal bonds to buy and sell. Fundamental techniques assess a security's value based on an issuer's financial profile, management, and business prospects while quantitative and technical techniques involve a more data-oriented analysis of financial information, market trends and price movements. The Adviser may consider environmental, social, and governance (ESG) factors as part of its investment analysis and decision-making processes for the Fund. The Fund uses an interest rate management technique that includes the purchase and sale of U.S. Treasury futures contracts for the purpose of managing the duration, or interest rate risk, of the Fund.

### Principal Risks

The Fund is subject to the following principal investment risks, which you should review carefully and in entirety. The Fund may not achieve its investment objective and you could lose money by investing in the Fund.

**Municipal Bond Risk.** The Fund's performance may be affected by political and economic conditions at the state, regional or federal level. These may include budgetary problems, decline in the tax base and other factors that may cause rating agencies to downgrade the credit ratings on certain issues. Bonds may also exhibit price fluctuations due to changes in interest rate or bond yield levels. Some municipal bonds may be repaid prior to maturity if interest rates decrease. As a result, the value of the Fund's shares may fluctuate significantly in the short term.

**Interest Rate Risk.** Interest rate risk is the risk that prices of debt securities decline in value when interest rates rise for debt securities that pay a fixed rate of interest. Debt securities with longer durations (a measure of price sensitivity of a bond or bond fund to changes in interest rates) or maturities (i.e., the amount of time until a bond's issuer must pay its principal or face value) tend to be more sensitive to changes in interest rates than debt securities with shorter durations or maturities. Changes by the Federal Reserve to monetary policies could affect interest rates and the value of some securities. In addition, the phase out of LIBOR (the offered rate for short-term Eurodollar deposits between major international banks) by the end of 2021 could lead to increased volatility and illiquidity in certain markets that currently rely on LIBOR to determine interest rates.

**High Yield Risk.** High yield securities – commonly known as “junk bonds” – to which the Fund is exposed are considered predominantly speculative with respect to the issuer's continuing ability to make principal and interest payments. If the issuer of the security is in default with respect to interest or principal payments, the value of the Fund may be negatively affected. High yield securities generally have a less liquid resale market.

**Credit Risk.** Credit risk is the risk that an issuer of a debt security to which the Fund is exposed may no longer be able or willing to pay its debt. As a result of such an event, the debt security may decline in price and affect the value of the Fund.

**Tax Risk.** Changes in federal income tax laws or rates may affect both the net asset value of the Fund and the taxable equivalent interest generated from securities in the Fund. Since the Fund may invest in municipal securities subject to the federal alternative minimum tax without limitation, the Fund may not be suitable for investors who already are or could be subject to the federal alternative minimum tax.

**Liquidity Risk.** Liquidity is the ability to sell a security relatively quickly for a price that most closely reflects the actual value of the security. Brokers and dealers have decreased their inventories of municipal bonds in recent years. This could limit the Adviser's ability to buy or sell these bonds and increase price volatility and trading costs, particularly during periods of economic or market stress. In addition, recent federal banking regulations may cause certain dealers to reduce their inventories of municipal bonds, which may further decrease the Adviser's ability to buy or sell bonds. As a result, the Adviser may be forced to accept a lower price to sell a security, to sell other securities to raise cash, or to give up an investment opportunity, any of which could have a negative effect on performance.

**Futures Contract Risk.** The value of a futures contract tends to increase and decrease in tandem with the value of the underlying instrument. The price of futures can be highly volatile; using them could lower total return, and the potential loss from futures can exceed the Fund's initial investment in such contracts. In addition, the value of the futures contract may not accurately track the value of the underlying instrument.

**Market Risk.** Over time, securities markets generally tend to move in cycles with periods when security prices rise and periods when security prices decline. The value of the Fund's investments may move with these cycles and, in some instances, increase or decrease more than the applicable market(s) as measured by the Fund's benchmark index(es). The securities markets may also decline because of factors that affect a particular industry or market sector, or due to impacts from

domestic or global events, including the spread of infectious illness, public health threats, war, terrorism, natural disasters or similar events.

**Redemption Risk.** The Fund may need to sell portfolio securities to meet redemption requests. The Fund could experience a loss when selling portfolio securities to meet redemption requests if there is (i) significant redemption activity by shareholders, including, for example, when a single investor or few large investors make a significant redemption of Fund shares, (ii) a disruption in the normal operation of the markets in which the Fund buys and sells portfolio securities or (iii) the inability of the Fund to sell portfolio securities because such securities are illiquid. In such events, the Fund could be forced to sell portfolio securities at unfavorable prices in an effort to generate sufficient cash to pay redeeming shareholders.

**LIBOR Risk.** The Fund may be exposed to financial instruments that are tied to LIBOR (London Interbank Offered Rate) to determine payment obligations, financing terms or investment value. Such financial instruments may include bank loans, derivatives, floating rate securities, certain asset backed securities, and other assets or liabilities tied to LIBOR. In 2017, the head of the U.K. Financial Conduct Authority announced a desire to phase out the use of LIBOR by the end of 2021. On November 30, 2020, the administrator of LIBOR announced its intention to delay the phase out of the majority of the U.S. dollar LIBOR publications until June 30, 2023, with the remainder of LIBOR publications to still end at the end of 2021. There remains uncertainty regarding the future utilization of LIBOR and the nature of any replacement rate, and any potential effects of the transition away from LIBOR on the Fund or its investments are not known.

**Investment Adviser Risk.** The Fund is actively managed and the success of its investment strategy depends significantly on the skills of the Adviser in assessing the potential of the investments in which the Fund invests. This assessment of investments may prove incorrect, resulting in losses or poor performance, even in rising markets. There is also no guarantee that the Adviser will be able to effectively implement the Fund's investment objective.

**Health Crisis Risk.** The global pandemic outbreak of the novel coronavirus known as COVID-19 has resulted in substantial market volatility and global business disruption. The duration and full effects of the outbreak are uncertain and may result in trading suspensions and market closures, limit liquidity and the ability of the Fund to process shareholder redemptions, and negatively impact Fund performance. The COVID-19 outbreak and future pandemics could affect the global economy and markets in ways that cannot be foreseen and may exacerbate other types of risks, negatively impacting the value of Fund investments.

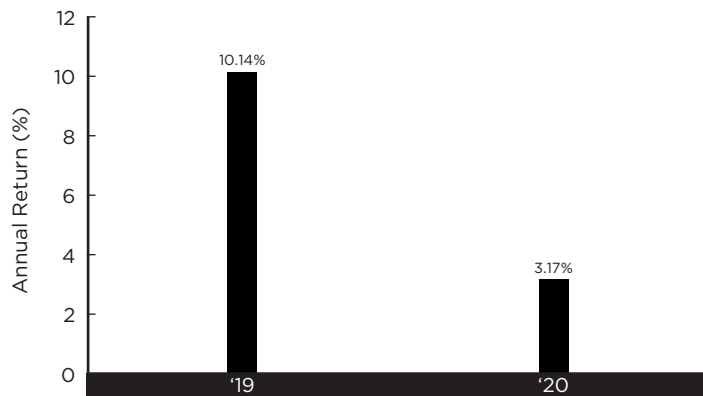
## Performance

The following bar chart and table provide an indication of the risks of investing in the Fund by showing changes in the Fund's performance from year to year and by showing how the Fund's average annual returns for the one-year period and since inception compared to a broad-based securities market index. The index description appears in the “Index Descriptions” section of the prospectus. Call 800-847-4836 or visit [thriventfunds.com](http://thriventfunds.com) for performance results current to the most recent month-end.

The bar chart and the table include the effects of Fund expenses and assume that you sold your shares at the end of the period. The after-tax returns are calculated using the historical highest individual federal marginal income tax rates and do not reflect the impact of state and local taxes. Actual after-tax returns depend on an investor's tax situation and may differ from those shown, and after-tax returns are not relevant to investors who hold their Fund shares through tax-deferred arrangements, such as individual retirement accounts.

How the Fund has performed in the past (before and after taxes) is not necessarily an indication of how it will perform in the future. Performance information provides some indication of the risks of investing in the Fund by showing changes in the Fund's performance over time.

### Year-by-Year Total Return



Best Quarter:	Q4 '20	+4.49%
Worst Quarter:	Q1 '20	(7.51)%

### Average Annual Total Returns (Periods Ending December 31, 2020)

	1 Year	Since Inception (2/28/2018)
Fund (before taxes)	3.17%	5.59%
Fund (after taxes on distributions)	3.17%	5.57%
Fund (after taxes on distributions and redemptions)	3.08%	5.01%
Bloomberg Barclays High Yield Municipal Bond Index (reflects no deduction for fees, expenses or taxes)	4.89%	7.46%

## Management

### Investment Adviser(s)

The Fund is managed by Thrivent Asset Management, LLC ("Thrivent Asset Mgt." or the "Adviser").

### Portfolio Manager(s)

**Janet I. Grangaard, CFA** has served as lead portfolio manager of the Fund since February 2018. **Johan Å. Åkesson, CFA** has served as the associate portfolio manager of the Fund since February 2018. Ms. Grangaard has been with Thrivent Financial since 1988 and has served as a portfolio manager since 1994. Mr. Åkesson has been with Thrivent Financial since 1993 and has served as an associate portfolio manager and portfolio manager during various time periods since 1999.

## Purchase and Sale of Fund Shares

You may purchase, redeem or exchange shares of the Fund directly from the Fund or through certain broker-dealers.

The minimum initial investment requirement for this Fund is \$2,000 and the minimum subsequent investment requirement is \$50 for taxable accounts. For IRA or tax-deferred accounts, the minimum initial investment requirement for this Fund is \$1,000 and the minimum subsequent investment requirement is \$50. These investment requirements may be different, however, for investors investing in the Fund through an automatic investment plan or through certain fee-based investment advisory programs.

You may purchase or redeem Fund shares on days that the New York Stock Exchange is open. You may conduct such transactions by mail, telephone 800-847-4836, the Internet (thrivent.com or thriventfunds.com), by wire/ACH transfer or through an automatic investment plan (for purchases) or a systematic withdrawal plan (for redemptions), subject to certain limitations.

## Tax Information

The Fund generally intends to distribute tax-exempt income, although it may also make distributions that are taxed as ordinary income or capital gains. Investing in the Fund through a retirement plan could have different tax consequences.

## Payments to Broker-Dealers and Other Financial Intermediaries

If you purchase the Fund through a broker-dealer or other financial intermediary (such as an insurance company), the Fund and its related companies may pay the intermediary for the sale of Fund shares and related services. These payments may create a conflict of interest by influencing the broker-dealer or other intermediary and your salesperson to recommend the Fund over another investment. Ask your salesperson or visit your financial intermediary's website for more information.

# Thrivent High Yield Fund

LBHIX

## Investment Objective

Thrivent High Yield Fund (the "Fund") seeks high current income and, secondarily, growth of capital.

## Fees and Expenses

This table describes the fees and expenses that you may pay if you buy and hold shares of the Fund.

### Shareholder Fees

(fees paid directly from your investment)

Maximum Sales Charge (load) Imposed On Purchases (as a % of offering price)	None
Maximum Deferred Sales Charge (load) (as a percentage of the lower of the original purchase price or current net asset value)	None

### Annual Fund Operating Expenses

(expenses that you pay each year as a percentage of the value of your investment)

Management Fees	0.38%
Distribution and Shareholder Service (12b-1) Fees	None
Other Expenses	0.15%
Total Annual Fund Operating Expenses	0.53%

### Example

This example is intended to help you compare the cost of investing in the Fund with the cost of investing in other mutual funds.

The example assumes that you invest \$10,000 in the Fund for the time periods indicated and then redeem all of your shares at the end of those periods. The example also assumes that your investment has a 5% return each year, and that the Fund's operating expenses remain the same. Although your actual cost may be higher or lower, based on these assumptions your cost would be:

1 Year	3 Years	5 Years	10 Years
\$54	\$170	\$296	\$665

### Portfolio Turnover

The Fund pays transaction costs, such as commissions, when it buys and sells securities (or "turns over" its portfolio). A higher portfolio turnover rate may indicate higher transaction costs and may result in higher taxes when Fund shares are held in a taxable account. These costs, which are not reflected in annual fund operating expenses or in the example, affect the Fund's performance. During the most recent fiscal year, the Fund's portfolio turnover rate was 62% of the average value of its portfolio.

## Principal Strategies

Under normal market conditions, the Fund invests at least 80% of its net assets (plus the amount of any borrowing for investment purposes) in high yield, high risk bonds, notes, debentures and other debt obligations (including leveraged loans, mortgage-backed securities, convertible bonds, and convertible

stock), or preferred stocks. These securities are commonly known as "junk bonds." At the time of purchase these securities are rated within or below the "BB" major rating category by S&P or the "Ba" major rating category by Moody's or are unrated but considered to be of comparable quality by the Adviser. The Fund invests in securities regardless of the securities' maturity average and may also invest in foreign securities. Should the Adviser change the investments used for purposes of this 80% threshold, you will be notified at least 60 days prior to the change.

The Adviser uses fundamental, quantitative, and technical investment research techniques to determine what securities to buy and sell. Fundamental techniques assess a security's value based on an issuer's financial profile, management, and business prospects while quantitative and technical techniques involve a more data-oriented analysis of financial information, market trends and price movements. The Adviser may consider environmental, social, and governance (ESG) factors as part of its investment analysis and decision-making processes for the Fund. The Adviser focuses on U.S. companies which it believes have or are expected to achieve adequate cash flows or access to capital markets for the payment of principal and interest obligations.

The Fund utilizes derivatives primarily in the form of U.S. Treasury futures contracts in order to manage the Fund's duration, or interest rate risk. The Fund may enter into derivatives contracts traded on exchanges or in the over the counter market.

## Principal Risks

The Fund is subject to the following principal investment risks, which you should review carefully and in entirety. The Fund may not achieve its investment objective and you could lose money by investing in the Fund.

**High Yield Risk.** High yield securities – commonly known as "junk bonds" – to which the Fund is exposed are considered predominantly speculative with respect to the issuer's continuing ability to make principal and interest payments. If the issuer of the security is in default with respect to interest or principal payments, the value of the Fund may be negatively affected. High yield securities generally have a less liquid resale market.

**Interest Rate Risk.** Interest rate risk is the risk that prices of debt securities decline in value when interest rates rise for debt securities that pay a fixed rate of interest. Debt securities with longer durations (a measure of price sensitivity of a bond or bond fund to changes in interest rates) or maturities (i.e., the amount of time until a bond's issuer must pay its principal or face value) tend to be more sensitive to changes in interest rates than debt securities with shorter durations or maturities. Changes by the Federal Reserve to monetary policies could affect interest rates and the value of some securities. In addition, the phase out of LIBOR (the offered rate for short-term Eurodollar deposits between major international banks) by the end of 2021 could lead to increased volatility and illiquidity in certain markets that currently rely on LIBOR to determine interest rates.

**Credit Risk.** Credit risk is the risk that an issuer of a debt security to which the Fund is exposed may no longer be able or willing to pay its debt. As a result of such an event, the debt security may decline in price and affect the value of the Fund.

**Convertible Securities Risk.** Convertible securities are subject to the usual risks associated with debt securities, such as interest rate risk and credit risk. Convertible securities also react to changes in the value of the common stock into which they convert, and are thus subject to market risk. The Fund may also be forced to convert a convertible security at an inopportune time, which may decrease the Fund's return.

**Leveraged Loan Risk.** Leveraged loans (also known as bank loans) are subject to the risks typically associated with debt securities. In addition, leveraged loans, which typically hold a senior position in the capital structure of a borrower, are subject to the risk that a court could subordinate such loans to presently existing or future indebtedness or take other action detrimental to the holders of leveraged loans. Leveraged loans are also subject to the risk that the value of the collateral, if any, securing a loan may decline, be insufficient to meet the obligations of the borrower, or be difficult to liquidate. Some leveraged loans are not as easily purchased or sold as publicly-traded securities and others are illiquid, which may make it more difficult for the Fund to value them or dispose of them at an acceptable price. Below investment-grade leveraged loans are typically more credit sensitive. In the event of fraud or misrepresentation, the Fund may not be protected under federal securities laws with respect to leveraged loans that may not be in the form of "securities." The settlement period for some leveraged loans may be more than seven days.

**LIBOR Risk.** The Fund may be exposed to financial instruments that are tied to LIBOR (London Interbank Offered Rate) to determine payment obligations, financing terms or investment value. Such financial instruments may include bank loans, derivatives, floating rate securities, certain asset backed securities, and other assets or liabilities tied to LIBOR. In 2017, the head of the U.K. Financial Conduct Authority announced a desire to phase out the use of LIBOR by the end of 2021. On November 30, 2020, the administrator of LIBOR announced its intention to delay the phase out of the majority of the U.S. dollar LIBOR publications until June 30, 2023, with the remainder of LIBOR publications to still end at the end of 2021. There remains uncertainty regarding the future utilization of LIBOR and the nature of any replacement rate, and any potential effects of the transition away from LIBOR on the Fund or its investments are not known.

**Prepayment Risk.** When interest rates fall, certain obligations will be paid off by the obligor more quickly than originally anticipated, and a Fund may have to invest the proceeds in securities with lower yields. In periods of falling interest rates, the rate of prepayments tends to increase (as does price fluctuation) as borrowers are motivated to pay off debt and refinance at new lower rates. During such periods, reinvestment of the prepayment proceeds by the management team will generally be at lower rates of return than the return on the assets that were prepaid. Prepayment generally reduces the yield to maturity and the average life of the security.

**Foreign Securities Risk.** Foreign securities generally carry more risk and are more volatile than their domestic counterparts, in part because of potential for higher political and economic risks, lack of reliable information and fluctuations in currency exchange rates where investments are denominated in currencies other than the U.S. dollar. Certain events in foreign markets may adversely affect foreign and domestic issuers, including interruptions in the global supply chain, market closures, war, terrorism, natural disasters and outbreak of infectious diseases. The Fund's investment in any country could be subject to governmental actions such as capital or currency controls, nationalizing a company or industry, expropriating assets, or

imposing punitive taxes that would have an adverse effect on security prices, and impair the Fund's ability to repatriate capital or income. Foreign securities may also be more difficult to resell than comparable U.S. securities because the markets for foreign securities are often less liquid. Even when a foreign security increases in price in its local currency, the appreciation may be diluted by adverse changes in exchange rates when the security's value is converted to U.S. dollars. Foreign withholding taxes also may apply and errors and delays may occur in the settlement process for foreign securities.

**Market Risk.** Over time, securities markets generally tend to move in cycles with periods when security prices rise and periods when security prices decline. The value of the Fund's investments may move with these cycles and, in some instances, increase or decrease more than the applicable market(s) as measured by the Fund's benchmark index(es). The securities markets may also decline because of factors that affect a particular industry or market sector, or due to impacts from domestic or global events, including the spread of infectious illness, public health threats, war, terrorism, natural disasters or similar events.

**Liquidity Risk.** Liquidity is the ability to sell a security relatively quickly for a price that most closely reflects the actual value of the security. Dealer inventories of bonds are at or near historic lows in relation to market size, which has the potential to decrease liquidity and increase price volatility in the fixed income markets, particularly during periods of economic or market stress. As a result of this decreased liquidity, the Fund may have to accept a lower price to sell a security, sell other securities to raise cash, or give up an investment opportunity, any of which could have a negative effect on performance.

**Investment Adviser Risk.** The Fund is actively managed and the success of its investment strategy depends significantly on the skills of the Adviser in assessing the potential of the investments in which the Fund invests. This assessment of investments may prove incorrect, resulting in losses or poor performance, even in rising markets. There is also no guarantee that the Adviser will be able to effectively implement the Fund's investment objective.

**Derivatives Risk.** The use of derivatives (such as futures) involves additional risks and transaction costs which could leave the Fund in a worse position than if it had not used these instruments. The Fund utilizes futures on U.S. Treasuries in order to manage duration. The use of derivatives can lead to losses because of adverse movements in the price or value of the underlying asset, index or rate, which may be magnified by certain features of the contract. Changes in the value of the derivative may not correlate as intended with the underlying asset, rate or index, and the Fund could lose much more than the original amount invested. Derivatives can be highly volatile, illiquid and difficult to value. Certain derivatives may also be subject to counterparty risk, which is the risk that the other party in the transaction will not fulfill its contractual obligations due to its financial condition, market events, or other reasons.

**Health Crisis Risk.** The global pandemic outbreak of the novel coronavirus known as COVID-19 has resulted in substantial market volatility and global business disruption. The duration and full effects of the outbreak are uncertain and may result in trading suspensions and market closures, limit liquidity and the ability of the Fund to process shareholder redemptions, and negatively impact Fund performance. The COVID-19 outbreak and future pandemics could affect the global economy and markets in ways that cannot be foreseen and may exacerbate other types of risks, negatively impacting the value of Fund investments.



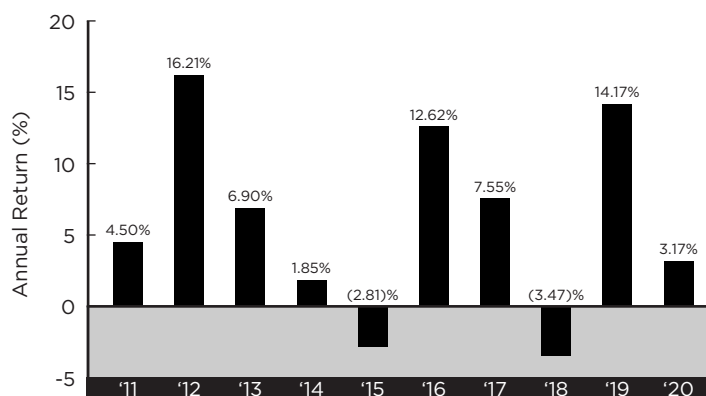
## Performance

The following bar chart and table provide an indication of the risks of investing in the Fund by showing changes in the Fund's performance from year to year and by showing how the Fund's average annual returns for one-, five- and ten-year periods compared to a broad-based securities market index. The index description appears in the "Index Descriptions" section of the prospectus. Call 800-847-4836 or visit [thriventfunds.com](http://thriventfunds.com) for performance results current to the most recent month-end.

The bar chart and the table include the effects of Fund expenses and assume that you sold your shares at the end of the period. The after-tax returns are calculated using the historical highest individual federal marginal income tax rates and do not reflect the impact of state and local taxes. Actual after-tax returns depend on an investor's tax situation and may differ from those shown, and after-tax returns are not relevant to investors who hold their Fund shares through tax-deferred arrangements, such as individual retirement accounts.

How the Fund has performed in the past (before and after taxes) is not necessarily an indication of how it will perform in the future. Performance information provides some indication of the risks of investing in the Fund by showing changes in the Fund's performance over time.

### Year-by-Year Total Return



Best Quarter:	Q2 '20	+8.38%
Worst Quarter:	Q1 '20	(13.61)%

### Average Annual Total Returns (Periods Ending December 31, 2020)

	1 Year	5 Years	10 Years
Fund (before taxes)	3.17%	6.61%	5.87%
Fund (after taxes on distributions)	1.00%	4.20%	3.34%
Fund (after taxes on distributions and redemptions)	1.79%	4.01%	3.41%
Bloomberg Barclays U.S. Corporate High Yield Bond Index (reflects no deduction for fees, expenses or taxes)	7.11%	8.59%	6.80%

## Management

### Investment Adviser(s)

The Fund is managed by Thrivent Asset Management, LLC ("Thrivent Asset Mgt." or the "Adviser").

### Portfolio Manager(s)

**Paul J. Ocenasek, CFA** is primarily responsible for the day-to-day management of the Fund. Mr. Ocenasek has served as portfolio manager of the Fund since December 1997. He has been with Thrivent Financial since 1987 and, since 1997, has served as portfolio manager to other Thrivent mutual funds.

## Purchase and Sale of Fund Shares

You may purchase, redeem or exchange shares of the Fund directly from the Fund or through certain broker-dealers.

The minimum initial investment requirement for this Fund is \$2,000 and the minimum subsequent investment requirement is \$50 for taxable accounts. For IRA or tax-deferred accounts, the minimum initial investment requirement for this Fund is \$1,000 and the minimum subsequent investment requirement is \$50. These investment requirements may be different, however, for investors investing in the Fund through an automatic investment plan or through certain fee-based investment advisory programs.

You may purchase or redeem Fund shares on days that the New York Stock Exchange is open. You may conduct such transactions by mail, telephone 800-847-4836, the Internet ([thrivent.com](http://thrivent.com) or [thriventfunds.com](http://thriventfunds.com)), by wire/ACH transfer or through an automatic investment plan (for purchases) or a systematic withdrawal plan (for redemptions), subject to certain limitations.

## Tax Information

The Fund intends to make distributions that may be taxed as ordinary income or capital gains. Investing in the Fund through a retirement plan could have different tax consequences.

## Payments to Broker-Dealers and Other Financial Intermediaries

If you purchase the Fund through a broker-dealer or other financial intermediary (such as an insurance company), the Fund and its related companies may pay the intermediary for the sale of Fund shares and related services. These payments may create a conflict of interest by influencing the broker-dealer or other intermediary and your salesperson to recommend the Fund over another investment. Ask your salesperson or visit your financial intermediary's website for more information.

# Thrivent Income Fund

LBIX

## Investment Objectives

Thrivent Income Fund (the "Fund") seeks high current income while preserving principal. The Fund's secondary investment objective is to obtain long-term growth of capital in order to maintain investors' purchasing power.

## Fees and Expenses

This table describes the fees and expenses that you may pay if you buy and hold shares of the Fund.

### Shareholder Fees

(fees paid directly from your investment)

Maximum Sales Charge (load) Imposed On Purchases (as a % of offering price)	None
Maximum Deferred Sales Charge (load) (as a percentage of the lower of the original purchase price or current net asset value)	None

### Annual Fund Operating Expenses

(expenses that you pay each year as a percentage of the value of your investment)

Management Fees	0.34%
Distribution and Shareholder Service (12b-1) Fees	None
Other Expenses	0.13%
Total Annual Fund Operating Expenses	0.47%

### Example

This example is intended to help you compare the cost of investing in the Fund with the cost of investing in other mutual funds.

The example assumes that you invest \$10,000 in the Fund for the time periods indicated and then redeem all of your shares at the end of those periods. The example also assumes that your investment has a 5% return each year, and that the Fund's operating expenses remain the same. Although your actual cost may be higher or lower, based on these assumptions your cost would be:

1 Year	3 Years	5 Years	10 Years
\$48	\$151	\$263	\$591

### Portfolio Turnover

The Fund pays transaction costs, such as commissions, when it buys and sells securities (or "turns over" its portfolio). A higher portfolio turnover rate may indicate higher transaction costs and may result in higher taxes when Fund shares are held in a taxable account. These costs, which are not reflected in annual fund operating expenses or in the example, affect the Fund's performance. During the most recent fiscal year, the Fund's portfolio turnover rate was 105% of the average value of its portfolio.

## Principal Strategies

The principal strategies of the Fund are to invest in investment-grade corporate bonds, government bonds, asset-backed securities, mortgage-backed securities, and other types of debt securities. Asset-backed securities are securities backed by notes or receivables originated by banks, credit card companies or other providers of credit.

The Fund may invest in foreign securities, including those of issuers in emerging markets. An "emerging market" country is any country determined by the Adviser to have an emerging market economy, considering factors such as the country's credit rating, its political and economic stability and the development of its financial and capital markets.

Under normal conditions, at least 65% of the Fund's assets will be invested in debt securities or preferred stock that is rated investment grade (Baa3/BBB-/BBB- or higher) using the middle rating of Moody's, S&P and Fitch; when a rating from only two agencies is available, the lower is used; when only one agency rates a bond, that rating is used. In cases where explicit bond level ratings may not be available, the Adviser may use other sources to classify securities by credit quality.

The Fund may also invest in high yield, high risk bonds, notes, debentures and other debt obligations or preferred stock commonly known as "junk bonds." At the time of purchase these securities are rated within or below the "BB" major rating category by S&P or the "Ba" major rating category by Moody's or are unrated but considered to be of comparable quality by the Adviser.

The Adviser uses fundamental, quantitative, and technical investment research techniques to determine what debt obligations to buy and sell. Fundamental techniques assess a security's value based on an issuer's financial profile, management, and business prospects while quantitative and technical techniques involve a more data-oriented analysis of financial information, market trends and price movements. The Adviser may consider environmental, social, and governance (ESG) factors as part of its investment analysis and decision-making processes for the Fund. The Adviser may purchase bonds of any maturity and generally focuses on U.S. companies that it believes are financially sound and have strong cash flow, asset values and interest or dividend earnings. The Adviser purchases bonds of foreign issuers as well.

The Fund utilizes derivatives primarily in the form of U.S. Treasury futures contracts in order to manage the Fund's duration, or interest rate risk. The Fund may enter into derivatives contracts traded on exchanges or in the over the counter market.

The Fund may invest in securities of any market sector and may hold a significant amount of securities of companies, from time to time, within a single sector such as financials.

## Principal Risks

The Fund is subject to the following principal investment risks, which you should review carefully and in entirety. The Fund may not achieve its investment objectives and you could lose money by investing in the Fund.

**Interest Rate Risk.** Interest rate risk is the risk that prices of debt securities decline in value when interest rates rise for debt securities that pay a fixed rate of interest. Debt securities with longer durations (a measure of price sensitivity of a bond or bond fund to changes in interest rates) or maturities (i.e., the amount of time until a bond's issuer must pay its principal or face value) tend to be more sensitive to changes in interest rates than debt securities with shorter durations or maturities. Changes by the Federal Reserve to monetary policies could affect interest rates and the value of some securities. In addition, the phase out of LIBOR (the offered rate for short-term Eurodollar deposits between major international banks) by the end of 2021 could lead to increased volatility and illiquidity in certain markets that currently rely on LIBOR to determine interest rates.

**Credit Risk.** Credit risk is the risk that an issuer of a debt security to which the Fund is exposed may no longer be able or willing to pay its debt. As a result of such an event, the debt security may decline in price and affect the value of the Fund.

**High Yield Risk.** High yield securities – commonly known as “junk bonds” – to which the Fund is exposed are considered predominantly speculative with respect to the issuer's continuing ability to make principal and interest payments. If the issuer of the security is in default with respect to interest or principal payments, the value of the Fund may be negatively affected. High yield securities generally have a less liquid resale market.

**Government Securities Risk.** The Fund invests in securities issued or guaranteed by the U.S. government or its agencies and instrumentalities (such as Federal Home Loan Bank, Ginnie Mae, Fannie Mae or Freddie Mac securities). Securities issued or guaranteed by Federal Home Loan Banks, Ginnie Mae, Fannie Mae or Freddie Mac are not issued directly by the U.S. government. Ginnie Mae is a wholly owned U.S. corporation that is authorized to guarantee, with the full faith and credit of the U.S. government, the timely payment of principal and interest of its securities. By contrast, securities issued or guaranteed by U.S. government-related organizations such as Federal Home Loan Banks, Fannie Mae and Freddie Mac are not backed by the full faith and credit of the U.S. government. No assurance can be given that the U.S. government would provide financial support to its agencies and instrumentalities if not required to do so by law. In addition, the value of U.S. government securities may be affected by changes in the credit rating of the U.S. government, which may be negatively impacted by rising levels of indebtedness.

**Mortgage-Backed and Other Asset-Backed Securities Risk.** The value of mortgage-backed and asset-backed securities will be influenced by the factors affecting the housing market and the assets underlying such securities. As a result, during periods of declining asset value, difficult or frozen credit markets, swings in interest rates, or deteriorating economic conditions, mortgage-related and asset-backed securities may decline in value, face valuation difficulties, become more volatile and/or become illiquid. In addition, both mortgage-backed and asset-backed securities are sensitive to changes in the repayment patterns of the underlying security. If the principal payment on the underlying asset is repaid faster or slower than the holder of the asset-backed or mortgage-backed security anticipates, the price of the security may fall, particularly if the holder must reinvest the repaid principal at lower rates or must continue to hold the security when interest rates rise. This effect may cause the value of the Fund to decline and reduce the overall return of the Fund.

**LIBOR Risk.** The Fund may be exposed to financial instruments that are tied to LIBOR (London Interbank Offered Rate) to determine payment obligations, financing terms or investment value. Such financial instruments may include bank loans, derivatives, floating rate securities, certain asset backed securities, and other assets or liabilities tied to LIBOR. In 2017, the head of the U.K. Financial Conduct Authority announced a desire to phase out the use of LIBOR by the end of 2021. On November 30, 2020, the administrator of LIBOR announced its intention to delay the phase out of the majority of the U.S. dollar LIBOR publications until June 30, 2023, with the remainder of LIBOR publications to still end at the end of 2021. There remains uncertainty regarding the future utilization of LIBOR and the nature of any replacement rate, and any potential effects of the transition away from LIBOR on the Fund or its investments are not known.

**Market Risk.** Over time, securities markets generally tend to move in cycles with periods when security prices rise and periods when security prices decline. The value of the Fund's investments may move with these cycles and, in some instances, increase or decrease more than the applicable market(s) as measured by the Fund's benchmark index(es). The securities markets may also decline because of factors that affect a particular industry or market sector, or due to impacts from domestic or global events, including the spread of infectious illness, public health threats, war, terrorism, natural disasters or similar events.

**Issuer Risk.** Issuer risk is the possibility that factors specific to an issuer to which the Fund is exposed will affect the market prices of the issuer's securities and therefore the value of the Fund.

**Foreign Securities Risk.** Foreign securities generally carry more risk and are more volatile than their domestic counterparts, in part because of potential for higher political and economic risks, lack of reliable information and fluctuations in currency exchange rates where investments are denominated in currencies other than the U.S. dollar. Certain events in foreign markets may adversely affect foreign and domestic issuers, including interruptions in the global supply chain, market closures, war, terrorism, natural disasters and outbreak of infectious diseases. The Fund's investment in any country could be subject to governmental actions such as capital or currency controls, nationalizing a company or industry, expropriating assets, or imposing punitive taxes that would have an adverse effect on security prices, and impair the Fund's ability to repatriate capital or income. Foreign securities may also be more difficult to resell than comparable U.S. securities because the markets for foreign securities are often less liquid. Even when a foreign security increases in price in its local currency, the appreciation may be diluted by adverse changes in exchange rates when the security's value is converted to U.S. dollars. Foreign withholding taxes also may apply and errors and delays may occur in the settlement process for foreign securities.

**Investment Adviser Risk.** The Fund is actively managed and the success of its investment strategy depends significantly on the skills of the Adviser in assessing the potential of the investments in which the Fund invests. This assessment of investments may prove incorrect, resulting in losses or poor performance, even in rising markets. There is also no guarantee that the Adviser will be able to effectively implement the Fund's investment objective.

**Financial Sector Risk.** To the extent that the financials sector continues to represent a significant portion of the Fund, the Fund will be sensitive to changes in, and its performance may depend to a greater extent on, factors impacting this sector. Performance of companies in the financials sector may be adversely impacted by many factors, including, among others, government regulations, economic conditions, credit rating downgrades, changes in interest rates, and decreased liquidity in credit markets. The impact of more stringent capital requirements, recent or future regulation of any individual financial company or recent or future regulation of the financials sector as a whole cannot be predicted. In recent years, cyber attacks and technology malfunctions and failures have become increasingly frequent in this sector and have caused significant losses.

**Derivatives Risk.** The use of derivatives (such as futures) involves additional risks and transaction costs which could leave the Fund in a worse position than if it had not used these instruments. The Fund utilizes futures on U.S. Treasuries in order to manage duration. The use of derivatives can lead to losses because of adverse movements in the price or value of the underlying asset, index or rate, which may be magnified by certain features of the contract. Changes in the value of the derivative may not correlate as intended with the underlying asset, rate or index, and the Fund could lose much more than the original amount invested. Derivatives can be highly volatile, illiquid and difficult to value. Certain derivatives may also be subject to counterparty risk, which is the risk that the other party in the transaction will not fulfill its contractual obligations due to its financial condition, market events, or other reasons.

**Emerging Markets Risk.** The economic and political structures of developing countries in emerging markets, in most cases, do not compare favorably with the U.S. or other developed countries in terms of wealth and stability, and their financial markets often lack liquidity. Fund performance will likely be negatively affected by portfolio exposure to countries and corporations domiciled in or with revenue exposures to countries in the midst of, among other things, hyperinflation, currency devaluation, trade disagreements, sudden political upheaval, or interventionist government policies. Fund performance may also be negatively affected by portfolio exposure to countries and corporations domiciled in or with revenue exposures to countries with less developed legal, tax, regulatory, and accounting systems. Significant buying or selling actions by a few major investors may also heighten the volatility of emerging markets. These factors make investing in emerging market countries significantly riskier than in other countries, and events in any one country could cause the Fund's share price to decline.

**Liquidity Risk.** Liquidity is the ability to sell a security relatively quickly for a price that most closely reflects the actual value of the security. Dealer inventories of bonds are at or near historic lows in relation to market size, which has the potential to decrease liquidity and increase price volatility in the fixed income markets, particularly during periods of economic or market stress. As a result of this decreased liquidity, the Fund may have to accept a lower price to sell a security, sell other securities to raise cash, or give up an investment opportunity, any of which could have a negative effect on performance.

**Portfolio Turnover Rate Risk.** The Fund may engage in active and frequent trading of portfolio securities in implementing its principal investment strategies. A high rate of portfolio turnover (100% or more) involves correspondingly greater expenses

which are borne by the Fund and its shareholders and may also result in short-term capital gains taxable to shareholders.

**Health Crisis Risk.** The global pandemic outbreak of the novel coronavirus known as COVID-19 has resulted in substantial market volatility and global business disruption. The duration and full effects of the outbreak are uncertain and may result in trading suspensions and market closures, limit liquidity and the ability of the Fund to process shareholder redemptions, and negatively impact Fund performance. The COVID-19 outbreak and future pandemics could affect the global economy and markets in ways that cannot be foreseen and may exacerbate other types of risks, negatively impacting the value of Fund investments.

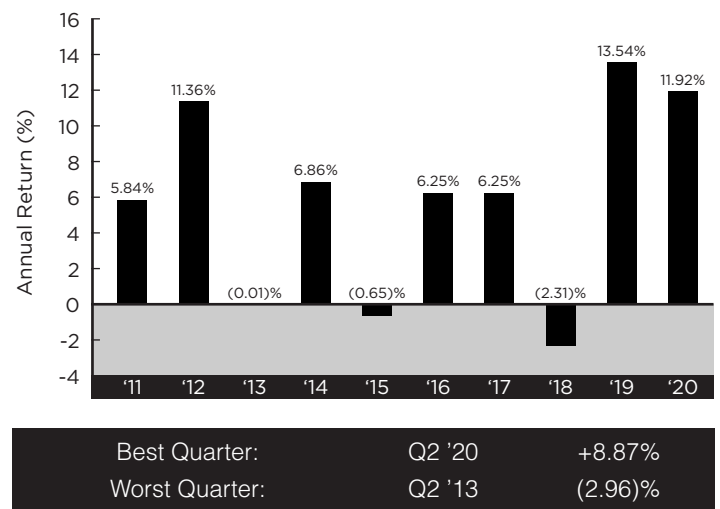
## Performance

The following bar chart and table provide an indication of the risks of investing in the Fund by showing changes in the Fund's performance from year to year and by showing how the Fund's average annual returns for one-, five- and ten-year periods compared to a broad-based securities market index. The index description appears in the "Index Descriptions" section of the prospectus. Call 800-847-4836 or visit [thriventfunds.com](http://thriventfunds.com) for performance results current to the most recent month-end.

The bar chart and the table include the effects of Fund expenses and assume that you sold your shares at the end of the period. The after-tax returns are calculated using the historical highest individual federal marginal income tax rates and do not reflect the impact of state and local taxes. Actual after-tax returns depend on an investor's tax situation and may differ from those shown, and after-tax returns are not relevant to investors who hold their Fund shares through tax-deferred arrangements, such as individual retirement accounts.

How the Fund has performed in the past (before and after taxes) is not necessarily an indication of how it will perform in the future. Performance information provides some indication of the risks of investing in the Fund by showing changes in the Fund's performance over time.

**Year-by-Year Total Return**



**Average Annual Total Returns**  
(Periods Ending December 31, 2020)

	<b>1 Year</b>	<b>5 Years</b>	<b>10 Years</b>
Fund (before taxes)	11.92%	6.98%	5.78%
Fund (after taxes on distributions)	9.66%	5.27%	4.09%
Fund (after taxes on distributions and redemptions)	7.23%	4.64%	3.75%
Bloomberg Barclays U.S. Corporate Bond Index (reflects no deduction for fees, expenses or taxes)	9.89%	6.74%	5.63%

## Management

### Investment Adviser(s)

The Fund is managed by Thrivent Asset Management, LLC ("Thrivent Asset Mgt." or the "Adviser").

### Portfolio Manager(s)

**Kent L. White, CFA** is primarily responsible for the day-to-day management of the Fund. Mr. White has served as a portfolio manager of the Fund since June 2017. Mr. White is the Director of Investment Grade Research, and he has been with Thrivent Financial since 1999.

## Purchase and Sale of Fund Shares

You may purchase, redeem or exchange shares of the Fund directly from the Fund or through certain broker-dealers.

The minimum initial investment requirement for this Fund is \$2,000 and the minimum subsequent investment requirement is \$50 for taxable accounts. For IRA or tax-deferred accounts, the minimum initial investment requirement for this Fund is \$1,000 and the minimum subsequent investment requirement is \$50. These investment requirements may be different, however, for investors investing in the Fund through an automatic investment plan or through certain fee-based investment advisory programs.

You may purchase or redeem Fund shares on days that the New York Stock Exchange is open. You may conduct such transactions by mail, telephone 800-847-4836, the Internet (thrivent.com or thriventfunds.com), by wire/ACH transfer or through an automatic investment plan (for purchases) or a systematic withdrawal plan (for redemptions), subject to certain limitations.

## Tax Information

The Fund intends to make distributions that may be taxed as ordinary income or capital gains. Investing in the Fund through a retirement plan could have different tax consequences.

## Payments to Broker-Dealers and Other Financial Intermediaries

If you purchase the Fund through a broker-dealer or other financial intermediary (such as an insurance company), the Fund and its related companies may pay the intermediary for the sale of Fund shares and related services. These payments may create a conflict of interest by influencing the broker-dealer or other intermediary and your salesperson to recommend the Fund over another investment. Ask your salesperson or visit your financial intermediary's website for more information.

# Thrivent International Allocation Fund

TWAIX

## Investment Objective

Thrivent International Allocation Fund (the "Fund") seeks long-term capital growth.

## Fees and Expenses

This table describes the fees and expenses that you may pay if you buy and hold shares of the Fund.

### Shareholder Fees

(fees paid directly from your investment)

Maximum Sales Charge (load) Imposed On Purchases (as a % of offering price)	None
Maximum Deferred Sales Charge (load) (as a percentage of the lower of the original purchase price or current net asset value)	None

### Annual Fund Operating Expenses

(expenses that you pay each year as a percentage of the value of your investment)

Management Fees	0.67%
Distribution and Shareholder Service (12b-1) Fees	None
Other Expenses	0.14%
Total Annual Fund Operating Expenses	0.81%

### Example

This example is intended to help you compare the cost of investing in the Fund with the cost of investing in other mutual funds.

The example assumes that you invest \$10,000 in the Fund for the time periods indicated and then redeem all of your shares at the end of those periods. The example also assumes that your investment has a 5% return each year, and that the Fund's operating expenses remain the same. Although your actual cost may be higher or lower, based on these assumptions your cost would be:

1 Year	3 Years	5 Years	10 Years
\$83	\$259	\$450	\$1,002

### Portfolio Turnover

The Fund pays transaction costs, such as commissions, when it buys and sells securities (or "turns over" its portfolio). A higher portfolio turnover rate may indicate higher transaction costs and may result in higher taxes when Fund shares are held in a taxable account. These costs, which are not reflected in annual fund operating expenses or in the example, affect the Fund's performance. During the most recent fiscal year, the Fund's portfolio turnover rate was 105% of the average value of its portfolio.

## Principal Strategies

The Fund seeks to achieve its objective by investing primarily in equity securities of issuers throughout the world. The Fund seeks to diversify its portfolio broadly among developed and emerging countries and among multiple asset classes. Under normal market conditions, the Fund invests at least 40% of its net assets in foreign assets. If market conditions are not deemed favorable by the Adviser, the Fund could invest a lower percentage, but at least 30% of its net assets in foreign assets. An asset may be determined to be foreign based on the issuer's domicile, principal place of business, stock exchange listing, source of revenue, or other factors. Foreign securities may also include depository receipts. The Fund may also pursue its investment strategy by investing in equity derivatives such as futures contracts to either hedge its exposure or gain exposure to certain investments. The Adviser may consider environmental, social, and governance (ESG) factors as part of its investment analysis and decision-making processes for the Fund.

The Adviser will make asset allocation decisions among the various asset classes and has engaged Goldman Sachs Asset Management, L.P. ("GSAM") to manage a portion of the Fund's international small-cap equity assets. The Adviser will directly manage the remaining assets in the Fund.

The Fund will generally make the following allocations among the broad asset classes listed below:

International large- and mid-cap equity	0-80%
International small-cap equity	0-30%
Emerging markets equity	0-25%
U.S. securities	0-10%

The Fund's actual holdings in each broad asset category may be outside the applicable allocation range from time to time due to differing investment performances among asset classes. These allocations may change without shareholder approval or advance notice to shareholders to the extent consistent with applicable law.

In buying and selling securities for the Fund, the Adviser uses an active strategy. This strategy consists of a disciplined approach that involves computer-aided, quantitative analysis of fundamental, technical and risk-related factors. The Adviser's factor model (a method of analyzing and combining multiple data sources) systematically reviews thousands of stocks, using data such as historical earnings growth and expected future growth, valuation, price momentum, and other quantitative factors to forecast return potential. Then, risk characteristics of potential investments and covariation among securities are analyzed along with the return forecasts in determining the Fund's holdings.

GSAM uses a quantitative style of management, in combination with a qualitative overlay, that emphasizes fundamentally-based stock selection, careful portfolio construction and efficient implementation. The Fund's investments are selected using fundamental research and a variety of quantitative techniques based on certain investment themes. The Fund may make investment decisions that deviate from those generated by GSAM's proprietary models, at the discretion of GSAM. In

addition, GSAM may, in its discretion, make changes to its quantitative techniques, or use other quantitative techniques that are based on GSAM's proprietary research.

## Principal Risks

The Fund is subject to the following principal investment risks, which you should review carefully and in entirety. The Fund may not achieve its investment objective and you could lose money by investing in the Fund.

**Allocation Risk.** The Fund's investment performance depends upon how its assets are allocated across broad asset categories and applicable sub-classes within such categories. Some broad asset categories and sub-classes may perform below expectations or the securities markets generally over short and extended periods. Therefore, a principal risk of investing in the Fund is that the allocation strategies used and the allocation decisions made will not produce the desired results.

**Equity Security Risk.** Equity securities held by the Fund may decline significantly in price, sometimes rapidly or unpredictably, over short or extended periods of time, and such declines may occur because of declines in the equity market as a whole, or because of declines in only a particular country, company, industry, or sector of the market. From time to time, the Fund may invest a significant portion of its assets in companies in one or more related sectors or industries which would make the Fund more vulnerable to adverse developments affecting such sectors or industries. Equity securities are generally more volatile than most debt securities.

**Foreign Securities Risk.** Foreign securities generally carry more risk and are more volatile than their domestic counterparts, in part because of potential for higher political and economic risks, lack of reliable information and fluctuations in currency exchange rates where investments are denominated in currencies other than the U.S. dollar. Certain events in foreign markets may adversely affect foreign and domestic issuers, including interruptions in the global supply chain, market closures, war, terrorism, natural disasters and outbreak of infectious diseases. The Fund's investment in any country could be subject to governmental actions such as capital or currency controls, nationalizing a company or industry, expropriating assets, or imposing punitive taxes that would have an adverse effect on security prices, and impair the Fund's ability to repatriate capital or income. Foreign securities may also be more difficult to resell than comparable U.S. securities because the markets for foreign securities are often less liquid. Even when a foreign security increases in price in its local currency, the appreciation may be diluted by adverse changes in exchange rates when the security's value is converted to U.S. dollars. Foreign withholding taxes also may apply and errors and delays may occur in the settlement process for foreign securities.

**Large Cap Risk.** Large-sized companies may be unable to respond quickly to new competitive challenges such as changes in technology. They may also not be able to attain the high growth rate of successful smaller companies, especially during extended periods of economic expansion.

**Growth Investing Risk.** Growth style investing includes the risk of investing in securities whose prices historically have been more volatile than other securities, especially over the short term. Growth stock prices reflect projections of future earnings or

revenues and, if a company's earnings or revenues fall short of expectations, its stock price may fall dramatically.

**Value Investing Risk.** Value style investing includes the risk that stocks of undervalued companies may not rise as quickly as anticipated if the market doesn't recognize their intrinsic value or if value stocks are out of favor.

**Quantitative Investing Risk.** Securities selected according to a quantitative analysis methodology can perform differently from the market as a whole based on the model and the factors used in the analysis, the weight placed on each factor and changes in the factor's historical trends. Such models are based on assumptions of these and other market factors, and the models may not take into account certain factors, or perform as intended, and may result in a decline in the value of the Fund's portfolio.

**Emerging Markets Risk.** The economic and political structures of developing countries in emerging markets, in most cases, do not compare favorably with the U.S. or other developed countries in terms of wealth and stability, and their financial markets often lack liquidity. Fund performance will likely be negatively affected by portfolio exposure to countries and corporations domiciled in or with revenue exposures to countries in the midst of, among other things, hyperinflation, currency devaluation, trade disagreements, sudden political upheaval, or interventionist government policies. Fund performance may also be negatively affected by portfolio exposure to countries and corporations domiciled in or with revenue exposures to countries with less developed legal, tax, regulatory, and accounting systems. Significant buying or selling actions by a few major investors may also heighten the volatility of emerging markets. These factors make investing in emerging market countries significantly riskier than in other countries, and events in any one country could cause the Fund's share price to decline.

**Foreign Currency Risk.** The value of a foreign currency may decline against the U.S. dollar, which would reduce the dollar value of securities denominated in that currency. The overall impact of such a decline of foreign currency can be significant, unpredictable, and long lasting, depending on the currencies represented, how each one appreciates or depreciates in relation to the U.S. dollar, and whether currency positions are hedged. Under normal conditions, the Fund does not engage in extensive foreign currency hedging programs. Further, exchange rate movements are volatile, and it is not possible to effectively hedge the currency risks of many developing countries.

**Market Risk.** Over time, securities markets generally tend to move in cycles with periods when security prices rise and periods when security prices decline. The value of the Fund's investments may move with these cycles and, in some instances, increase or decrease more than the applicable market(s) as measured by the Fund's benchmark index(es). The securities markets may also decline because of factors that affect a particular industry or market sector, or due to impacts from domestic or global events, including the spread of infectious illness, public health threats, war, terrorism, natural disasters or similar events.

**Small Cap Risk.** Smaller, less seasoned companies often have greater price volatility, lower trading volume, and less liquidity than larger, more established companies. These companies tend to have small revenues, narrower product lines, less management depth and experience, small shares of their product or service markets, fewer financial resources, and less

competitive strength than larger companies. Such companies seldom pay significant dividends that could soften the impact of a falling market on returns.

**Mid Cap Risk.** Medium-sized companies often have greater price volatility, lower trading volume, and less liquidity than larger, more-established companies. These companies tend to have smaller revenues, narrower product lines, less management depth and experience, smaller shares of their product or service markets, fewer financial resources, and less competitive strength than larger companies.

**Issuer Risk.** Issuer risk is the possibility that factors specific to an issuer to which the Fund is exposed will affect the market prices of the issuer's securities and therefore the value of the Fund.

**Investment Adviser Risk.** The Fund is actively managed and the success of its investment strategy depends significantly on the skills of the Adviser or subadviser in assessing the potential of the investments in which the Fund invests. This assessment of investments may prove incorrect, resulting in losses or poor performance, even in rising markets. There is also no guarantee that the Adviser will be able to effectively implement the Fund's investment objective.

**Multi-Manager Risk.** The investment style employed by the subadviser may not be complementary to that of the Adviser. The interplay of the strategy employed by the subadviser and the Adviser may result in the Fund indirectly holding positions in certain types of securities, industries or sectors. These positions may be detrimental to a Fund's performance depending upon the performance of those securities and the overall economic environment. The multi-manager approach could result in a high level of portfolio turnover, resulting in higher brokerage expenses and increased tax liability from a Fund's realization of capital gains.

**Portfolio Turnover Rate Risk.** The Fund may engage in active and frequent trading of portfolio securities in implementing its principal investment strategies. A high rate of portfolio turnover (100% or more) involves correspondingly greater expenses which are borne by the Fund and its shareholders and may also result in short-term capital gains taxable to shareholders.

**Derivatives Risk.** The use of derivatives (such as futures) involves additional risks and transaction costs which could leave the Fund in a worse position than if it had not used these instruments. The Fund utilizes equity futures in order to increase or decrease its exposure to various asset classes at a lower cost than trading stocks directly. The use of derivatives can lead to losses because of adverse movements in the price or value of the underlying asset, index or rate, which may be magnified by certain features of the contract. Changes in the value of the derivative may not correlate as intended with the underlying asset, rate or index, and the Fund could lose much more than the original amount invested. Derivatives can be highly volatile, illiquid and difficult to value. Certain derivatives may also be subject to counterparty risk, which is the risk that the other party in the transaction will not fulfill its contractual obligations due to its financial condition, market events, or other reasons.

**Health Crisis Risk.** The global pandemic outbreak of the novel coronavirus known as COVID-19 has resulted in substantial market volatility and global business disruption. The duration and full effects of the outbreak are uncertain and may result in trading

suspensions and market closures, limit liquidity and the ability of the Fund to process shareholder redemptions, and negatively impact Fund performance. The COVID-19 outbreak and future pandemics could affect the global economy and markets in ways that cannot be foreseen and may exacerbate other types of risks, negatively impacting the value of Fund investments.

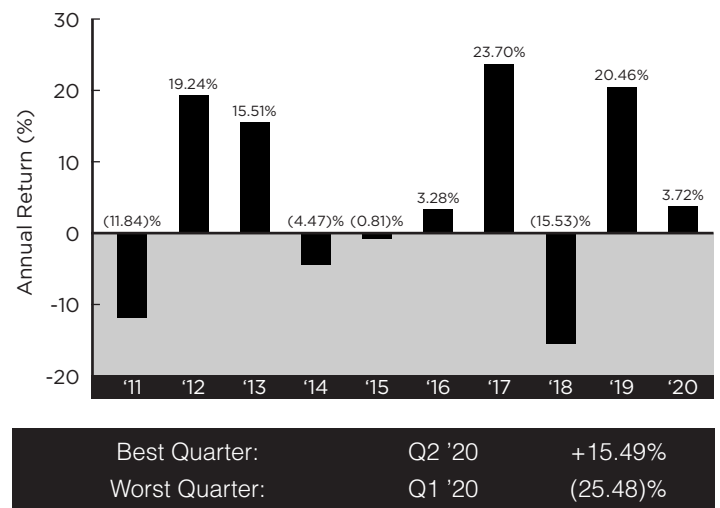
## Performance

The following bar chart and table provide an indication of the risks of investing in the Fund by showing changes in the Fund's performance from year to year and by showing how the Fund's average annual returns for one-, five- and ten-year periods compared to a broad-based securities market index. The index description appears in the "Index Descriptions" section of the prospectus. Call 800-847-4836 or visit [thriventfunds.com](http://thriventfunds.com) for performance results current to the most recent month-end.

The bar chart and the table includes the effects of Fund expenses and assumes that you sold your shares at the end of the period. The after-tax returns are calculated using the historical highest individual federal marginal income tax rates and do not reflect the impact of state and local taxes. Actual after-tax returns depend on an investor's tax situation and may differ from those shown, and after-tax returns are not relevant to investors who hold their Fund shares through tax-deferred arrangements such as individual retirement accounts.

How the Fund has performed in the past (before and after taxes) is not necessarily an indication of how it will perform in the future. Performance information provides some indication of the risks of investing in the Fund by showing changes in the Fund's performance over time.

**Year-by-Year Total Return**





**Average Annual Total Returns**  
(Periods Ending December 31, 2020)

	1 Year	5 Years	10 Years
Fund (before taxes)	3.72%	6.16%	4.49%
Fund (after taxes on distributions)	3.34%	5.28%	3.83%
Fund (after taxes on distributions and redemptions)	2.48%	4.66%	3.46%
MSCI All Country World Index ex-USA - USD Net Returns (reflects no deduction for fees, expenses or taxes)	10.65%	8.93%	4.92%

## Management

### Investment Adviser(s)

The Fund is managed by Thrivent Asset Management, LLC (“Thrivent Asset Mgt.” or the “Adviser”), which has engaged Goldman Sachs Asset Management, L.P. (“GSAM”) to subadvise a portion of the Fund’s assets.

### Portfolio Manager(s)

GSAM’s Quantitative Investment Strategies team (the “QIS” team) manages international small-cap equity assets of the Fund with the following team members being jointly and primarily responsible for day-to-day management. **Len Ioffe**, Managing Director and Senior Portfolio Manager, joined GSAM in 1994 and has been a portfolio manager since 1996. Mr. Ioffe has managed the Fund since September 2013. **Osman Ali**, Managing Director and global co-head of equity alpha strategies within QIS, joined GSAM and the research and portfolio management team within QIS in 2005. Mr. Ali has managed the Fund since September 2013. **Takashi Suwabe**, Managing Director and co-head of active equity research within QIS, joined GSAM and the QIS team in 2009. Mr. Suwabe has managed the Fund since September 2013. **Dennis Walsh**, Managing Director and global co-head of equity alpha strategies within QIS, joined GSAM and the QIS team in 2009. He has managed the Fund since February 2021.

The Adviser manages the Fund’s international large- and mid-cap equity, emerging markets equity and U.S. securities assets. **Noah J. Monsen, CFA** and **Brian W. Bomgren, CQF** are jointly and primarily responsible for day-to-day management of the Fund’s

international large- and mid-cap equity, emerging markets equity and U.S. securities assets. Mr. Monsen and Mr. Bomgren have served as portfolio managers of the Fund since February 2016. Mr. Monsen has been with Thrivent Financial since 2000 and has served in an investment management capacity since 2008. Mr. Bomgren has been with Thrivent Financial since 2006 and is currently a Senior Portfolio Manager.

## Purchase and Sale of Fund Shares

You may purchase, redeem or exchange shares of the Fund directly from the Fund or through certain broker-dealers.

The minimum initial investment requirement for this Fund is \$2,000 and the minimum subsequent investment requirement is \$50 for taxable accounts. For IRA or tax-deferred accounts, the minimum initial investment requirement for this Fund is \$1,000 and the minimum subsequent investment requirement is \$50. These investment requirements may be different, however, for investors investing in the Fund through an automatic investment plan or through certain fee-based investment advisory programs.

You may purchase or redeem Fund shares on days that the New York Stock Exchange is open. You may conduct such transactions by mail, telephone 800-847-4836, the Internet (thrivent.com or thriventfunds.com), by wire/ACH transfer or through an automatic investment plan (for purchases) or a systematic withdrawal plan (for redemptions), subject to certain limitations.

## Tax Information

The Fund intends to make distributions that may be taxed as ordinary income or capital gains. Investing in the Fund through a retirement plan could have different tax consequences.

## Payments to Broker-Dealers and Other Financial Intermediaries

If you purchase the Fund through a broker-dealer or other financial intermediary (such as an insurance company), the Fund and its related companies may pay the intermediary for the sale of Fund shares and related services. These payments may create a conflict of interest by influencing the broker-dealer or other intermediary and your salesperson to recommend the Fund over another investment. Ask your salesperson or visit your financial intermediary’s website for more information.

# Thrivent Large Cap Growth Fund

THLCX

## Investment Objective

Thrivent Large Cap Growth Fund (the "Fund") seeks long-term capital appreciation.

## Fees and Expenses

This table describes the fees and expenses that you may pay if you buy and hold shares of the Fund.

### Shareholder Fees

(fees paid directly from your investment)

Maximum Sales Charge (load) Imposed On Purchases (as a % of offering price)	None
Maximum Deferred Sales Charge (load) (as a percentage of the lower of the original purchase price or current net asset value)	None

### Annual Fund Operating Expenses

(expenses that you pay each year as a percentage of the value of your investment)

Management Fees	0.68%
Distribution and Shareholder Service (12b-1) Fees	None
Other Expenses	0.09%
Total Annual Fund Operating Expenses	0.77%

### Example

This example is intended to help you compare the cost of investing in the Fund with the cost of investing in other mutual funds.

The example assumes that you invest \$10,000 in the Fund for the time periods indicated and then redeem all of your shares at the end of those periods. The example also assumes that your investment has a 5% return each year, and that the Fund's operating expenses remain the same. Although your actual cost may be higher or lower, based on these assumptions your cost would be:

1 Year	3 Years	5 Years	10 Years
\$79	\$246	\$428	\$954

### Portfolio Turnover

The Fund pays transaction costs, such as commissions, when it buys and sells securities (or "turns over" its portfolio). A higher portfolio turnover rate may indicate higher transaction costs and may result in higher taxes when Fund shares are held in a taxable account. These costs, which are not reflected in annual fund operating expenses or in the example, affect the Fund's performance. During the most recent fiscal year, the Fund's portfolio turnover rate was 44% of the average value of its portfolio.

## Principal Strategies

Under normal circumstances, the Fund invests at least 80% of its net assets (plus the amount of any borrowing for investment purposes) in equity securities of large companies. The Adviser focuses mainly on the equity securities of large domestic and international companies which have market capitalizations equivalent to those included in widely known indices such as the Russell 1000<sup>®</sup> Growth Index, S&P 500<sup>®</sup> Index, or the large company market capitalization classifications published by Lipper, Inc. These companies typically have a market capitalization of approximately \$8 billion or more. Should the Adviser change the investments used for purposes of this 80% threshold, you will be notified at least 60 days prior to the change.

The Fund seeks to achieve its investment objective by investing in common stocks. The Adviser uses fundamental, quantitative, and technical investment research techniques and focuses on stocks of companies that it believes have demonstrated and will sustain above-average earnings growth over time, or which are expected to develop rapid sales and earnings growth in the future when compared to the economy and stock market as a whole. Many such companies are in the technology sector and the Fund may at times have a higher concentration in this industry. The Adviser may consider environmental, social, and governance (ESG) factors as part of its investment analysis and decision-making processes for the Fund.

The Fund may sell securities for a variety of reasons, such as to secure gains, limit losses, or reposition assets into more promising opportunities.

## Principal Risks

The Fund is subject to the following principal investment risks, which you should review carefully and in entirety. The Fund may not achieve its investment objective and you could lose money by investing in the Fund.

**Large Cap Risk.** Large-sized companies may be unable to respond quickly to new competitive challenges such as changes in technology. They may also not be able to attain the high growth rate of successful smaller companies, especially during extended periods of economic expansion.

**Growth Investing Risk.** Growth style investing includes the risk of investing in securities whose prices historically have been more volatile than other securities, especially over the short term. Growth stock prices reflect projections of future earnings or revenues and, if a company's earnings or revenues fall short of expectations, its stock price may fall dramatically.

**Equity Security Risk.** Equity securities held by the Fund may decline significantly in price, sometimes rapidly or unpredictably, over short or extended periods of time, and such declines may occur because of declines in the equity market as a whole, or because of declines in only a particular country, company, industry, or sector of the market. From time to time, the Fund may invest a significant portion of its assets in companies in one or more related sectors or industries which would make the Fund

more vulnerable to adverse developments affecting such sectors or industries. Equity securities are generally more volatile than most debt securities.

**Market Risk.** Over time, securities markets generally tend to move in cycles with periods when security prices rise and periods when security prices decline. The value of the Fund's investments may move with these cycles and, in some instances, increase or decrease more than the applicable market(s) as measured by the Fund's benchmark index(es). The securities markets may also decline because of factors that affect a particular industry or market sector, or due to impacts from domestic or global events, including the spread of infectious illness, public health threats, war, terrorism, natural disasters or similar events.

**Technology-Oriented Companies Risk.** Common stocks of companies that rely extensively on technology, science or communications in their product development or operations may be more volatile than the overall stock market and may or may not move in tandem with the overall stock market. Technology, science and communications are rapidly changing fields, and stocks of these companies, especially of smaller or unseasoned companies, may be subject to more abrupt or erratic market movements than the stock market in general. There are significant competitive pressures among technology-oriented companies and the products or operations of such companies may become obsolete quickly. In addition, these companies may have limited product lines, markets or financial resources and the management of such companies may be more dependent upon one or a few key people.

**Issuer Risk.** Issuer risk is the possibility that factors specific to an issuer to which the Fund is exposed will affect the market prices of the issuer's securities and therefore the value of the Fund.

**Investment Adviser Risk.** The Fund is actively managed and the success of its investment strategy depends significantly on the skills of the Adviser in assessing the potential of the investments in which the Fund invests. This assessment of investments may prove incorrect, resulting in losses or poor performance, even in rising markets. There is also no guarantee that the Adviser will be able to effectively implement the Fund's investment objective.

**Foreign Securities Risk.** Foreign securities generally carry more risk and are more volatile than their domestic counterparts, in part because of potential for higher political and economic risks, lack of reliable information and fluctuations in currency exchange rates where investments are denominated in currencies other than the U.S. dollar. Certain events in foreign markets may adversely affect foreign and domestic issuers, including interruptions in the global supply chain, market closures, war, terrorism, natural disasters and outbreak of infectious diseases. The Fund's investment in any country could be subject to governmental actions such as capital or currency controls, nationalizing a company or industry, expropriating assets, or imposing punitive taxes that would have an adverse effect on security prices, and impair the Fund's ability to repatriate capital or income. Foreign securities may also be more difficult to resell than comparable U.S. securities because the markets for foreign securities are often less liquid. Even when a foreign security increases in price in its local currency, the appreciation may be diluted by adverse changes in exchange rates when the security's value is converted to U.S. dollars. Foreign withholding

taxes also may apply and errors and delays may occur in the settlement process for foreign securities.

**Non-Diversified Risk.** The Fund is not "diversified" within the meaning of the 1940 Act. That means the Fund may invest a greater percentage of its assets in the securities of any single issuer compared to other funds. A non-diversified portfolio is generally more susceptible than a diversified portfolio to the risk that events or developments affecting a particular issuer or industry will significantly affect the Fund's performance.

**Health Crisis Risk.** The global pandemic outbreak of the novel coronavirus known as COVID-19 has resulted in substantial market volatility and global business disruption. The duration and full effects of the outbreak are uncertain and may result in trading suspensions and market closures, limit liquidity and the ability of the Fund to process shareholder redemptions, and negatively impact Fund performance. The COVID-19 outbreak and future pandemics could affect the global economy and markets in ways that cannot be foreseen and may exacerbate other types of risks, negatively impacting the value of Fund investments.

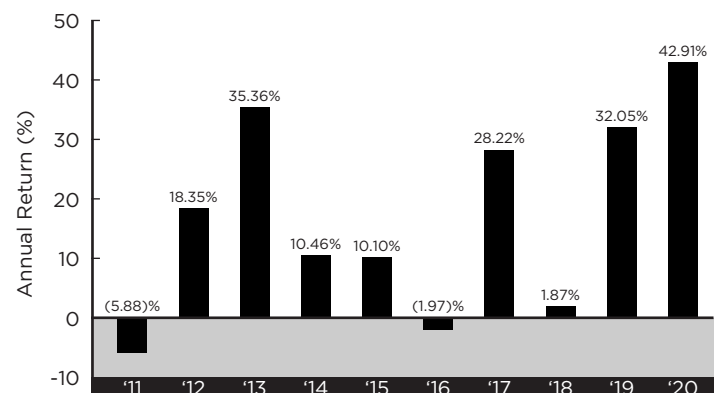
## Performance

The following bar chart and table provide an indication of the risks of investing in the Fund by showing changes in the Fund's performance from year to year and by showing how the Fund's average annual returns for one-, five- and ten-year periods compared to broad-based securities market indices. The index descriptions appear in the "Index Descriptions" section of the prospectus. Call 800-847-4836 or visit [thriventfunds.com](http://thriventfunds.com) for performance results current to the most recent month-end.

The bar chart and the table include the effects of Fund expenses and assumes that you sold your shares at the end of the period. The after-tax returns are calculated using the historical highest individual federal marginal income tax rates and do not reflect the impact of state and local taxes. Actual after-tax returns depend on an investor's tax situation and may differ from those shown, and after-tax returns are not relevant to investors who hold their Fund shares through tax-deferred arrangements, such as individual retirement accounts.

How the Fund has performed in the past (before and after taxes) is not necessarily an indication of how it will perform in the future. Performance information provides some indication of the risks of investing in the Fund by showing changes in the Fund's performance over time.

**Year-by-Year Total Return**



Best Quarter:	Q2 '20	+28.98%
Worst Quarter:	Q3 '11	(17.11)%

**Average Annual Total Returns**  
(Periods Ending December 31, 2020)

	1 Year	5 Years	10 Years
Fund (before taxes)	42.91%	19.30%	16.05%
Fund (after taxes on distributions)	40.68%	17.92%	15.18%
Fund (after taxes on distributions and redemptions)	26.90%	15.37%	13.40%
Russell 1000® Growth Index (reflects no deduction for fees, expenses or taxes)	38.49%	21.00%	17.21%
S&P 500 Growth Index (reflects no deduction for fees, expenses or taxes)	33.47%	18.98%	16.49%

## Management

### Investment Adviser(s)

The Fund is managed by Thrivent Asset Management, LLC ("Thrivent Asset Mgt." or the "Adviser").

### Portfolio Manager(s)

**Lauri Brunner** is primarily responsible for the day-to-day management of the Fund, and she has served as portfolio manager of the Fund since September 2018. Ms. Brunner has been with Thrivent Financial since 2007 and currently is a Senior Portfolio Manager.

## Purchase and Sale of Fund Shares

You may purchase, redeem or exchange shares of the Fund directly from the Fund or through certain broker-dealers.

The minimum initial investment requirement for this Fund is \$2,000 and the minimum subsequent investment requirement is \$50 for taxable accounts. For IRA or tax-deferred accounts, the minimum initial investment requirement for this Fund is \$1,000 and the minimum subsequent investment requirement is \$50. These investment requirements may be different, however, for investors investing in the Fund through an automatic investment plan or through certain fee-based investment advisory programs.

You may purchase or redeem Fund shares on days that the New York Stock Exchange is open. You may conduct such transactions by mail, telephone 800-847-4836, the Internet (thrivent.com or thriventfunds.com), by wire/ACH transfer or through an automatic investment plan (for purchases) or a systematic withdrawal plan (for redemptions), subject to certain limitations.

## Tax Information

The Fund intends to make distributions that may be taxed as ordinary income or capital gains. Investing in the Fund through a retirement plan could have different tax consequences.

## Payments to Broker-Dealers and Other Financial Intermediaries

If you purchase the Fund through a broker-dealer or other financial intermediary (such as an insurance company), the Fund and its related companies may pay the intermediary for the sale of Fund shares and related services. These payments may create a conflict of interest by influencing the broker-dealer or other intermediary and your salesperson to recommend the Fund over another investment. Ask your salesperson or visit your financial intermediary's website for more information.

# Thrivent Large Cap Value Fund

TLVIX

## Investment Objective

Thrivent Large Cap Value Fund (the "Fund") seeks to achieve long-term growth of capital.

## Fees and Expenses

This table describes the fees and expenses that you may pay if you buy and hold shares of the Fund.

### Shareholder Fees

(fees paid directly from your investment)

Maximum Sales Charge (load) Imposed On Purchases (as a % of offering price)	None
Maximum Deferred Sales Charge (load) (as a percentage of the lower of the original purchase price or current net asset value)	None

### Annual Fund Operating Expenses

(expenses that you pay each year as a percentage of the value of your investment)

Management Fees	0.45%
Distribution and Shareholder Service (12b-1) Fees	None
Other Expenses	0.09%
Total Annual Fund Operating Expenses	0.54%

### Example

This example is intended to help you compare the cost of investing in the Fund with the cost of investing in other mutual funds.

The example assumes that you invest \$10,000 in the Fund for the time periods indicated and then redeem all of your shares at the end of those periods. The example also assumes that your investment has a 5% return each year, and that the Fund's operating expenses remain the same. Although your actual cost may be higher or lower, based on these assumptions your cost would be:

1 Year	3 Years	5 Years	10 Years
\$55	\$173	\$302	\$677

### Portfolio Turnover

The Fund pays transaction costs, such as commissions, when it buys and sells securities (or "turns over" its portfolio). A higher portfolio turnover rate may indicate higher transaction costs and may result in higher taxes when Fund shares are held in a taxable account. These costs, which are not reflected in annual fund operating expenses or in the example, affect the Fund's performance. During the most recent fiscal year, the Fund's portfolio turnover rate was 34% of the average value of its portfolio.

## Principal Strategies

Under normal circumstances, the Fund invests at least 80% of its net assets (plus the amount of any borrowing for investment purposes) in equity securities of large companies. The Adviser focuses mainly on the equity securities of large domestic and international companies which have market capitalizations equivalent to those included in widely known indices such as the Russell 1000<sup>®</sup> Value Index, S&P 500<sup>®</sup> Index, or the large company market capitalization classifications published by Lipper, Inc. These companies typically have a market capitalization of approximately \$8 billion or more. Should the Adviser change the investments used for purposes of this 80% threshold, we will notify you at least 60 days prior to the change.

The Fund seeks to achieve its investment objective by investing primarily in common stocks. The Adviser uses fundamental, quantitative, and technical investment research techniques and focuses on stocks of companies that it believes are undervalued in relation to their long-term earnings power or asset value. These stocks typically, but not always, have below average price-to-earnings and price-to-book value ratios. The Adviser may consider environmental, social, and governance (ESG) factors as part of its investment analysis and decision-making processes for the Fund. The Fund may sell securities for a variety of reasons, such as to secure gains, limit losses, or reposition assets into more promising opportunities.

## Principal Risks

The Fund is subject to the following principal investment risks, which you should review carefully and in entirety. The Fund may not achieve its investment objective and you could lose money by investing in the Fund.

**Large Cap Risk.** Large-sized companies may be unable to respond quickly to new competitive challenges such as changes in technology. They may also not be able to attain the high growth rate of successful smaller companies, especially during extended periods of economic expansion.

**Value Investing Risk.** Value style investing includes the risk that stocks of undervalued companies may not rise as quickly as anticipated if the market doesn't recognize their intrinsic value or if value stocks are out of favor.

**Equity Security Risk.** Equity securities held by the Fund may decline significantly in price, sometimes rapidly or unpredictably, over short or extended periods of time, and such declines may occur because of declines in the equity market as a whole, or because of declines in only a particular country, company, industry, or sector of the market. From time to time, the Fund may invest a significant portion of its assets in companies in one or more related sectors or industries which would make the Fund more vulnerable to adverse developments affecting such sectors or industries. Equity securities are generally more volatile than most debt securities.

**Market Risk.** Over time, securities markets generally tend to move in cycles with periods when security prices rise and periods when security prices decline. The value of the Fund's

investments may move with these cycles and, in some instances, increase or decrease more than the applicable market(s) as measured by the Fund's benchmark index(es). The securities markets may also decline because of factors that affect a particular industry or market sector, or due to impacts from domestic or global events, including the spread of infectious illness, public health threats, war, terrorism, natural disasters or similar events.

**Issuer Risk.** Issuer risk is the possibility that factors specific to an issuer to which the Fund is exposed will affect the market prices of the issuer's securities and therefore the value of the Fund.

**Investment Adviser Risk.** The Fund is actively managed and the success of its investment strategy depends significantly on the skills of the Adviser in assessing the potential of the investments in which the Fund invests. This assessment of investments may prove incorrect, resulting in losses or poor performance, even in rising markets. There is also no guarantee that the Adviser will be able to effectively implement the Fund's investment objective.

**Foreign Securities Risk.** Foreign securities generally carry more risk and are more volatile than their domestic counterparts, in part because of potential for higher political and economic risks, lack of reliable information and fluctuations in currency exchange rates where investments are denominated in currencies other than the U.S. dollar. Certain events in foreign markets may adversely affect foreign and domestic issuers, including interruptions in the global supply chain, market closures, war, terrorism, natural disasters and outbreak of infectious diseases. The Fund's investment in any country could be subject to governmental actions such as capital or currency controls, nationalizing a company or industry, expropriating assets, or imposing punitive taxes that would have an adverse effect on security prices, and impair the Fund's ability to repatriate capital or income. Foreign securities may also be more difficult to resell than comparable U.S. securities because the markets for foreign securities are often less liquid. Even when a foreign security increases in price in its local currency, the appreciation may be diluted by adverse changes in exchange rates when the security's value is converted to U.S. dollars. Foreign withholding taxes also may apply and errors and delays may occur in the settlement process for foreign securities.

**Health Crisis Risk.** The global pandemic outbreak of the novel coronavirus known as COVID-19 has resulted in substantial market volatility and global business disruption. The duration and full effects of the outbreak are uncertain and may result in trading suspensions and market closures, limit liquidity and the ability of the Fund to process shareholder redemptions, and negatively impact Fund performance. The COVID-19 outbreak and future pandemics could affect the global economy and markets in ways that cannot be foreseen and may exacerbate other types of risks, negatively impacting the value of Fund investments.

## Performance

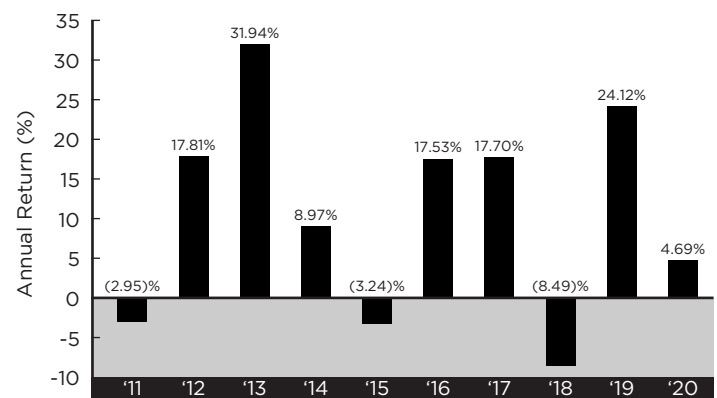
The following bar chart and table provide an indication of the risks of investing in the Fund by showing changes in the Fund's performance from year to year and by showing how the Fund's average annual returns for one-, five- and ten-year periods compared to broad-based securities market indices. The index descriptions appear in the "Index Descriptions" section of the

prospectus. Call 800-847-4836 or visit [thriventfunds.com](http://thriventfunds.com) for performance results current to the most recent month-end.

The bar chart and the table include the effects of Fund expenses and assume that you sold your shares at the end of the period. The after-tax returns are calculated using the historical highest individual federal marginal income tax rates and do not reflect the impact of state and local taxes. Actual after-tax returns depend on an investor's tax situation and may differ from those shown, and after-tax returns are not relevant to investors who hold their Fund shares through tax-deferred arrangements, such as individual retirement accounts. Returns after taxes on distributions and redemptions may be higher than before tax returns and/or after taxes on distributions shown because they reflect the tax benefit of capital losses realized in the redemption of Fund shares.

How the Fund has performed in the past (before and after taxes) is not necessarily an indication of how it will perform in the future. Performance information provides some indication of the risks of investing in the Fund by showing changes in the Fund's performance over time.

### Year-by-Year Total Return



Best Quarter:	Q4 '20	+18.70%
Worst Quarter:	Q1 '20	(27.83)%

### Average Annual Total Returns (Periods Ending December 31, 2020)

	1 Year	5 Years	10 Years
Fund (before taxes)	4.69%	10.47%	10.10%
Fund (after taxes on distributions)	3.12%	9.11%	9.01%
Fund (after taxes on distributions and redemptions)	3.88%	8.12%	8.12%
Russell 1000® Value Index (reflects no deduction for fees, expenses or taxes)	2.80%	9.74%	10.50%
S&P 500 Value Index (reflects no deduction for fees, expenses or taxes)	1.36%	10.52%	10.74%

## Management

### Investment Adviser(s)

The Fund is managed by Thrivent Asset Management, LLC (“Thrivent Asset Mgt.” or the “Adviser”).

### Portfolio Manager(s)

**Kurt J. Lauber, CFA** is primarily responsible for the day-to-day management of the Fund. Mr. Lauber has served as portfolio manager of the Fund since March 2013. Mr. Lauber has been with Thrivent Financial since 2004 and previously served as an associate portfolio manager.

## Purchase and Sale of Fund Shares

You may purchase, redeem or exchange shares of the Fund directly from the Fund or through certain broker-dealers.

The minimum initial investment requirement for this Fund is \$2,000 and the minimum subsequent investment requirement is \$50 for taxable accounts. For IRA or tax-deferred accounts, the minimum initial investment requirement for this Fund is \$1,000 and the minimum subsequent investment requirement is \$50. These investment requirements may be different, however, for investors investing in the Fund through an automatic investment plan or through certain fee-based investment advisory programs.

You may purchase or redeem Fund shares on days that the New York Stock Exchange is open. You may conduct such transactions by mail, telephone 800-847-4836, the Internet (thrivent.com or thriventfunds.com), by wire/ACH transfer or through an automatic investment plan (for purchases) or a systematic withdrawal plan (for redemptions), subject to certain limitations.

## Tax Information

The Fund intends to make distributions that may be taxed as ordinary income or capital gains. Investing in the Fund through a retirement plan could have different tax consequences.

## Payments to Broker-Dealers and Other Financial Intermediaries

If you purchase the Fund through a broker-dealer or other financial intermediary (such as an insurance company), the Fund and its related companies may pay the intermediary for the sale of Fund shares and related services. These payments may create a conflict of interest by influencing the broker-dealer or other intermediary and your salesperson to recommend the Fund over another investment. Ask your salesperson or visit your financial intermediary’s website for more information.

# Thrivent Limited Maturity Bond Fund

THLIX

## Investment Objective

Thrivent Limited Maturity Bond Fund (the "Fund") seeks a high level of current income consistent with stability of principal.

## Fees and Expenses

This table describes the fees and expenses that you may pay if you buy and hold shares of the Fund.

### Shareholder Fees

(fees paid directly from your investment)

Maximum Sales Charge (load) Imposed On Purchases (as a % of offering price)	None
Maximum Deferred Sales Charge (load) (as a percentage of the lower of the original purchase price or current net asset value)	None

### Annual Fund Operating Expenses

(expenses that you pay each year as a percentage of the value of your investment)

Management Fees	0.28%
Distribution and Shareholder Service (12b-1) Fees	None
Other Expenses	0.15%
Total Annual Fund Operating Expenses	0.43%

### Example

This example is intended to help you compare the cost of investing in the Fund with the cost of investing in other mutual funds.

The example assumes that you invest \$10,000 in the Fund for the time periods indicated and then redeem all of your shares at the end of those periods. The example also assumes that your investment has a 5% return each year, and that the Fund's operating expenses remain the same. Although your actual cost may be higher or lower, based on these assumptions your cost would be:

1 Year	3 Years	5 Years	10 Years
\$44	\$138	\$241	\$542

### Portfolio Turnover

The Fund pays transaction costs, such as commissions, when it buys and sells securities (or "turns over" its portfolio). A higher portfolio turnover rate may indicate higher transaction costs and may result in higher taxes when Fund shares are held in a taxable account. These costs, which are not reflected in annual fund operating expenses or in the example, affect the Fund's performance. During the most recent fiscal year, the Fund's portfolio turnover rate was 153% of the average value of its portfolio.

## Principal Strategies

The principal strategies of the Fund are to invest in investment-grade corporate bonds, government bonds, municipal bonds, mortgage-backed securities (including commercially backed ones), asset-backed securities, and collateralized debt obligations (including collateralized loan obligations). Asset-backed securities are securities backed by notes or receivables originated by banks, credit card companies, or other providers of credit; collateralized debt obligations are types of asset-backed securities. Under normal market conditions, the Fund invests at least 80% of its net assets (plus the amount of any borrowing for investment purposes) in debt securities or preferred stock in at least the "Baa" major rating category by Moody's or at least in the "BBB" major rating category by S&P or unrated securities considered to be of comparable quality by the Fund's Adviser, with the dollar-weighted average effective maturity for the Fund expected to be between one and five years. Should the Adviser change the investments used for purposes of this 80% threshold, you will be notified at least 60 days prior to the change.

The Fund may also invest in high yield, high risk bonds, notes, debentures and other debt obligations or preferred stock commonly known as "junk bonds." At the time of purchase, these securities are rated within or below the "BB" major rating category by S&P or the "Ba" major rating category by Moody's or are unrated but considered to be of comparable quality by the Adviser.

The Adviser uses fundamental, quantitative, and technical investment research techniques to determine what debt obligations to buy and sell. Fundamental techniques assess a security's value based on an issuer's financial profile, management, and business prospects while quantitative and technical techniques involve a more data-oriented analysis of financial information, market trends and price movements. The Adviser may consider environmental, social, and governance (ESG) factors as part of its investment analysis and decision-making processes for the Fund. The Adviser focuses on companies that it believes are financially sound and have strong cash flow, asset values and interest or dividend earnings, and may invest in U.S. dollar-denominated debt of foreign companies.

The Fund utilizes derivatives primarily in the form of U.S. Treasury futures contracts in order to manage the Fund's duration, or interest rate risk. The Fund may enter into derivatives contracts traded on exchanges or in the over the counter market.

## Principal Risks

The Fund is subject to the following principal investment risks, which you should review carefully and in entirety. The Fund may not achieve its investment objective and you could lose money by investing in the Fund.

**Government Securities Risk.** The Fund invests in securities issued or guaranteed by the U.S. government or its agencies and instrumentalities (such as Federal Home Loan Bank, Ginnie Mae, Fannie Mae or Freddie Mac securities). Securities issued or guaranteed by Federal Home Loan Banks, Ginnie Mae, Fannie Mae or Freddie Mac are not issued directly by the U.S.



government. Ginnie Mae is a wholly owned U.S. corporation that is authorized to guarantee, with the full faith and credit of the U.S. government, the timely payment of principal and interest of its securities. By contrast, securities issued or guaranteed by U.S. government-related organizations such as Federal Home Loan Banks, Fannie Mae and Freddie Mac are not backed by the full faith and credit of the U.S. government. No assurance can be given that the U.S. government would provide financial support to its agencies and instrumentalities if not required to do so by law. In addition, the value of U.S. government securities may be affected by changes in the credit rating of the U.S. government, which may be negatively impacted by rising levels of indebtedness.

**Mortgage-Backed and Other Asset-Backed Securities Risk.**

The value of mortgage-backed and asset-backed securities will be influenced by the factors affecting the housing market and the assets underlying such securities. As a result, during periods of declining asset value, difficult or frozen credit markets, swings in interest rates, or deteriorating economic conditions, mortgage-related and asset-backed securities may decline in value, face valuation difficulties, become more volatile and/or become illiquid. In addition, both mortgage-backed and asset-backed securities are sensitive to changes in the repayment patterns of the underlying security. If the principal payment on the underlying asset is repaid faster or slower than the holder of the asset-backed or mortgage-backed security anticipates, the price of the security may fall, particularly if the holder must reinvest the repaid principal at lower rates or must continue to hold the security when interest rates rise. This effect may cause the value of the Fund to decline and reduce the overall return of the Fund.

**Collateralized Debt Obligations Risk.** The risks of an investment in a collateralized debt obligation (“CDO”) depend largely on the quality and type of the collateral and the tranche of the CDO in which the Fund invests. In addition to the typical risks associated with fixed income securities and asset-backed securities, CDOs carry additional risks including, but not limited to: (i) the possibility that distributions from collateral securities will not be adequate to make interest or other payments; (ii) the risk that the collateral may default, decline in value, and/or be downgraded; (iii) the Fund may invest in tranches of CDOs that are subordinate to other tranches; (iv) the structure and complexity of the transaction and the legal documents could lead to disputes among investors regarding the characterization of proceeds; (v) the investment return achieved by the Fund could be significantly different than those predicted by financial models; (vi) the lack of a readily available secondary market for CDOs; (vii) risk of forced “fire sale” liquidation due to technical defaults such as coverage test failures; and (viii) the CDO’s manager may perform poorly.

**Interest Rate Risk.** Interest rate risk is the risk that prices of debt securities decline in value when interest rates rise for debt securities that pay a fixed rate of interest. Debt securities with longer durations (a measure of price sensitivity of a bond or bond fund to changes in interest rates) or maturities (i.e., the amount of time until a bond’s issuer must pay its principal or face value) tend to be more sensitive to changes in interest rates than debt securities with shorter durations or maturities. Changes by the Federal Reserve to monetary policies could affect interest rates and the value of some securities. In addition, the phase out of LIBOR (the offered rate for short-term Eurodollar deposits between major international banks) by the end of 2021 could

lead to increased volatility and illiquidity in certain markets that currently rely on LIBOR to determine interest rates.

**Credit Risk.** Credit risk is the risk that an issuer of a debt security to which the Fund is exposed may no longer be able or willing to pay its debt. As a result of such an event, the debt security may decline in price and affect the value of the Fund.

**Market Risk.** Over time, securities markets generally tend to move in cycles with periods when security prices rise and periods when security prices decline. The value of the Fund’s investments may move with these cycles and, in some instances, increase or decrease more than the applicable market(s) as measured by the Fund’s benchmark index(es). The securities markets may also decline because of factors that affect a particular industry or market sector, or due to impacts from domestic or global events, including the spread of infectious illness, public health threats, war, terrorism, natural disasters or similar events.

**LIBOR Risk.** The Fund may be exposed to financial instruments that are tied to LIBOR (London Interbank Offered Rate) to determine payment obligations, financing terms or investment value. Such financial instruments may include bank loans, derivatives, floating rate securities, certain asset backed securities, and other assets or liabilities tied to LIBOR. In 2017, the head of the U.K. Financial Conduct Authority announced a desire to phase out the use of LIBOR by the end of 2021. On November 30, 2020, the administrator of LIBOR announced its intention to delay the phase out of the majority of the U.S. dollar LIBOR publications until June 30, 2023, with the remainder of LIBOR publications to still end at the end of 2021. There remains uncertainty regarding the future utilization of LIBOR and the nature of any replacement rate, and any potential effects of the transition away from LIBOR on the Fund or its investments are not known.

**Futures Contract Risk.** The value of a futures contract tends to increase and decrease in tandem with the value of the underlying instrument. The price of futures can be highly volatile; using them could lower total return, and the potential loss from futures can exceed the Fund’s initial investment in such contracts. In addition, the value of the futures contract may not accurately track the value of the underlying instrument.

**High Yield Risk.** High yield securities – commonly known as “junk bonds” – to which the Fund is exposed are considered predominantly speculative with respect to the issuer’s continuing ability to make principal and interest payments. If the issuer of the security is in default with respect to interest or principal payments, the value of the Fund may be negatively affected. High yield securities generally have a less liquid resale market.

**Issuer Risk.** Issuer risk is the possibility that factors specific to an issuer to which the Fund is exposed will affect the market prices of the issuer’s securities and therefore the value of the Fund.

**Investment Adviser Risk.** The Fund is actively managed and the success of its investment strategy depends significantly on the skills of the Adviser in assessing the potential of the investments in which the Fund invests. This assessment of investments may prove incorrect, resulting in losses or poor performance, even in rising markets. There is also no guarantee that the Adviser will be able to effectively implement the Fund’s investment objective.

**Liquidity Risk.** Liquidity is the ability to sell a security relatively quickly for a price that most closely reflects the actual value of the security. Dealer inventories of bonds are at or near historic lows in relation to market size, which has the potential to decrease liquidity and increase price volatility in the fixed income markets, particularly during periods of economic or market stress. As a result of this decreased liquidity, the Fund may have to accept a lower price to sell a security, sell other securities to raise cash, or give up an investment opportunity, any of which could have a negative effect on performance.

**Portfolio Turnover Rate Risk.** The Fund may engage in active and frequent trading of portfolio securities in implementing its principal investment strategies. A high rate of portfolio turnover (100% or more) involves correspondingly greater expenses which are borne by the Fund and its shareholders and may also result in short-term capital gains taxable to shareholders.

**Health Crisis Risk.** The global pandemic outbreak of the novel coronavirus known as COVID-19 has resulted in substantial market volatility and global business disruption. The duration and full effects of the outbreak are uncertain and may result in trading suspensions and market closures, limit liquidity and the ability of the Fund to process shareholder redemptions, and negatively impact Fund performance. The COVID-19 outbreak and future pandemics could affect the global economy and markets in ways that cannot be foreseen and may exacerbate other types of risks, negatively impacting the value of Fund investments.

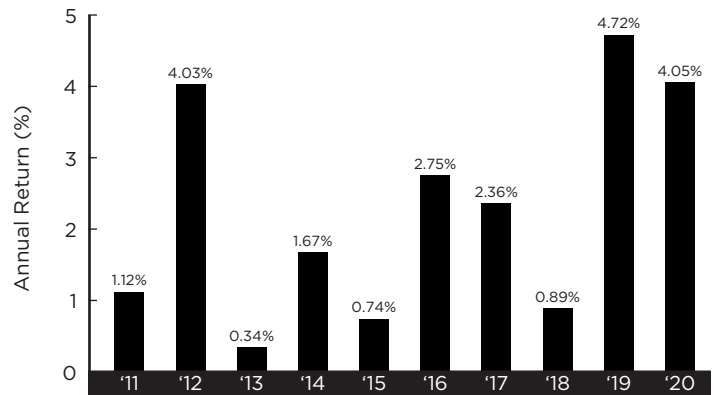
## Performance

The following bar chart and table provide an indication of the risks of investing in the Fund by showing changes in the Fund's performance from year to year and by showing how the Fund's average annual returns for one-, five- and ten-year periods compared to a broad-based securities market index. The index description appears in the "Index Descriptions" section of the prospectus. Call 800-847-4836 or visit [thriventfunds.com](http://thriventfunds.com) for performance results current to the most recent month-end.

The bar chart and table include the effects of Fund expenses and assume that you sold your shares at the end of the period. The after-tax returns are calculated using the historical highest individual federal marginal income tax rates and do not reflect the impact of state and local taxes. Actual after-tax returns depend on an investor's tax situation and may differ from those shown, and after-tax returns are not relevant to investors who hold their Fund shares through tax-deferred arrangements, such as individual retirement accounts.

How the Fund has performed in the past (before and after taxes) is not necessarily an indication of how it will perform in the future. Performance information provides some indication of the risks of investing in the Fund by showing changes in the Fund's performance over time.

### Year-by-Year Total Return



Best Quarter:	Q2 '20	+4.78%
Worst Quarter:	Q1 '20	(2.62)%

### Average Annual Total Returns (Periods Ending December 31, 2020)

	1 Year	5 Years	10 Years
Fund (before taxes)	4.05%	2.95%	2.26%
Fund (after taxes on distributions)	3.18%	2.01%	1.43%
Fund (after taxes on distributions and redemptions)	2.39%	1.84%	1.38%
Bloomberg Barclays Government/Credit 1-3 Year Bond Index (reflects no deduction for fees, expenses or taxes)	3.33%	2.21%	1.60%

## Management

### Investment Adviser(s)

The Fund is managed by Thrivent Asset Management, LLC ("Thrivent Asset Mgt." or the "Adviser").

### Portfolio Manager(s)

**Michael G. Landreville, CFA, CPA (inactive), Gregory R. Anderson, CFA, Cortney L. Swensen, CFA and Jon-Paul (JP) Gagne** are jointly and primarily responsible for the day-to-day management of the Fund. Mr. Landreville has served as a portfolio manager of the Fund since October 1999, Mr. Anderson has served as a portfolio manager of the Fund since April 2005, Ms. Swensen has served as a portfolio manager of the Fund since February 2020, and Mr. Gagne has served as a portfolio manager of the Fund since February 2021. Mr. Landreville has been with Thrivent Financial since 1983 and has served as a portfolio manager since 1998. Mr. Anderson is Vice President, Fixed Income General Accounts. He has been with Thrivent Financial since 1997 and has served as a portfolio manager since 2000. Ms. Swensen has been with Thrivent Financial since 2011 and is currently a Senior Portfolio Manager. Mr. Gagne joined Thrivent Financial in May 2018 as a Senior Research Analyst/Trader covering Securitized Assets and became a portfolio manager in February 2021.

## Purchase and Sale of Fund Shares

You may purchase, redeem or exchange shares of the Fund directly from the Fund or through certain broker-dealers.

The minimum initial investment requirement for this Fund is \$2,000 and the minimum subsequent investment requirement is \$50 for taxable accounts. For IRA or tax-deferred accounts, the minimum initial investment requirement for this Fund is \$1,000 and the minimum subsequent investment requirement is \$50. These investment requirements may be different, however, for investors investing in the Fund through an automatic investment plan or through certain fee-based investment advisory programs.

You may purchase or redeem Fund shares on days that the New York Stock Exchange is open. You may conduct such transactions by mail, telephone 800-847-4836, the Internet ([thrivent.com](http://thrivent.com) or [thriventfunds.com](http://thriventfunds.com)), by wire/ACH transfer or through an automatic investment plan (for purchases) or a systematic withdrawal plan (for redemptions), subject to certain limitations.

## Tax Information

The Fund intends to make distributions that may be taxed as ordinary income or capital gains. Investing in the Fund through a retirement plan could have different tax consequences.

## Payments to Broker-Dealers and Other Financial Intermediaries

If you purchase the Fund through a broker-dealer or other financial intermediary (such as an insurance company), the Fund and its related companies may pay the intermediary for the sale of Fund shares and related services. These payments may create a conflict of interest by influencing the broker-dealer or other intermediary and your salesperson to recommend the Fund over another investment. Ask your salesperson or visit your financial intermediary's website for more information.

# Thrivent Low Volatility Equity Fund

TLVOX

## Investment Objective

Thrivent Low Volatility Equity Fund (the "Fund") seeks long-term capital appreciation with lower volatility relative to the global equity markets. The Fund's investment objective may be changed without shareholder approval.

## Fees and Expenses

This table describes the fees and expenses that you may pay if you buy and hold shares of the Fund.

### Shareholder Fees

(fees paid directly from your investment)

Maximum Sales Charge (load) Imposed On Purchases (as a % of offering price)	None
Maximum Deferred Sales Charge (load) (as a percentage of the lower of the original purchase price or current net asset value)	None

### Annual Fund Operating Expenses

(expenses that you pay each year as a percentage of the value of your investment)

Management Fees	0.60%
Distribution and Shareholder Service (12b-1) Fees	None
Other Expenses	0.84%
Total Annual Fund Operating Expenses	1.44%
Less Fee Waivers and/or Expense Reimbursements <sup>1</sup>	0.49%
Total Annual Fund Operating Expenses After Fee Waivers and/or Expense Reimbursements	0.95%

<sup>1</sup> The Adviser has contractually agreed, through at least February 28, 2022, to waive a portion of the management fees associated with the Class S shares of the Thrivent Low Volatility Equity Fund in order to limit the Total Annual Fund Operating Expenses After Fee Waivers and/or Expense Reimbursements to an annual rate of 0.95% of the average daily net assets of the Class S shares. This contractual provision, however, may be terminated before the indicated termination date upon the mutual agreement between the Independent Trustees of the Fund and the Adviser.

### Example

This example is intended to help you compare the cost of investing in the Fund with the cost of investing in other mutual funds.

The example assumes that you invest \$10,000 in the Fund for the time periods indicated and then redeem all of your shares at the end of those periods. In addition, the example for the 1 Year period reflects the effect of the contractual fee waiver and/or expense reimbursement. The example also assumes that your investment has a 5% return each year, and that the Fund's operating expenses remain the same. Although your actual cost may be higher or lower, based on these assumptions your cost would be:

1 Year	3 Years	5 Years	10 Years
\$97	\$407	\$740	\$1,682

## Portfolio Turnover

The Fund pays transaction costs, such as commissions, when it buys and sells securities (or "turns over" its portfolio). A higher portfolio turnover rate may indicate higher transaction costs and may result in higher taxes when Fund shares are held in a taxable account. These costs, which are not reflected in annual fund operating expenses or in the example, affect the Fund's performance. During the most recent fiscal year, the Fund's portfolio turnover rate was 72% of the average value of its portfolio.

## Principal Strategies

Under normal circumstances, the Fund invests at least 80% of its net assets (plus the amount of any borrowing for investment purposes) in equity securities. The Fund's investments are diversified globally. The Fund may invest in securities denominated in U.S. dollars and the currencies of the foreign countries in which it may invest. The Fund typically has full currency exposure to those markets in which it invests. The Fund may buy or sell equity index futures for investment exposure or hedging purposes. The Fund may invest in securities of any market capitalization, including small- and mid-cap securities.

In seeking to achieve the Fund's investment objective, the Adviser employs investment management techniques to identify securities that exhibit low volatility returns. Volatility refers to the variation in security and market prices over time. Over a full market cycle, the Fund seeks to produce returns similar to the MSCI World Minimum Volatility Index – USD Net Returns. It is expected that the Fund will generally underperform the global equity markets during periods of strong market performance.

In buying and selling securities for the Fund, the Adviser uses an active strategy. This strategy consists of a disciplined approach that involves computer-aided, quantitative analysis of fundamental, technical and risk-related factors. The Adviser's factor model (a method of analyzing and combining multiple data sources) systematically reviews thousands of stocks, using data such as historical earnings growth and expected future growth, valuation, price momentum, and other quantitative factors to forecast return potential. Then, risk characteristics of potential investments and covariation among securities are analyzed along with the return forecasts in determining the Fund's holdings to produce a portfolio with reduced volatility. The Adviser may consider environmental, social, and governance (ESG) factors as part of its investment analysis and decision-making processes for the Fund.

## Principal Risks

The Fund is subject to the following principal investment risks, which you should review carefully and in entirety. The Fund may not achieve its investment objective and you could lose money by investing in the Fund.

**Equity Security Risk.** Equity securities held by the Fund may decline significantly in price, sometimes rapidly or unpredictably, over short or extended periods of time, and such declines may occur because of declines in the equity market as a whole, or because of declines in only a particular country, company,

industry, or sector of the market. From time to time, the Fund may invest a significant portion of its assets in companies in one or more related sectors or industries which would make the Fund more vulnerable to adverse developments affecting such sectors or industries. Equity securities are generally more volatile than most debt securities.

**Large Cap Risk.** Large-sized companies may be unable to respond quickly to new competitive challenges such as changes in technology. They may also not be able to attain the high growth rate of successful smaller companies, especially during extended periods of economic expansion.

**Quantitative Investing Risk.** Securities selected according to a quantitative analysis methodology can perform differently from the market as a whole based on the model and the factors used in the analysis, the weight placed on each factor and changes in the factor's historical trends. Such models are based on assumptions of these and other market factors, and the models may not take into account certain factors, or perform as intended, and may result in a decline in the value of the Fund's portfolio.

**Foreign Securities Risk.** Foreign securities generally carry more risk and are more volatile than their domestic counterparts, in part because of potential for higher political and economic risks, lack of reliable information and fluctuations in currency exchange rates where investments are denominated in currencies other than the U.S. dollar. Certain events in foreign markets may adversely affect foreign and domestic issuers, including interruptions in the global supply chain, market closures, war, terrorism, natural disasters and outbreak of infectious diseases. The Fund's investment in any country could be subject to governmental actions such as capital or currency controls, nationalizing a company or industry, expropriating assets, or imposing punitive taxes that would have an adverse effect on security prices, and impair the Fund's ability to repatriate capital or income. Foreign securities may also be more difficult to resell than comparable U.S. securities because the markets for foreign securities are often less liquid. Even when a foreign security increases in price in its local currency, the appreciation may be diluted by adverse changes in exchange rates when the security's value is converted to U.S. dollars. Foreign withholding taxes also may apply and errors and delays may occur in the settlement process for foreign securities.

**Market Risk.** Over time, securities markets generally tend to move in cycles with periods when security prices rise and periods when security prices decline. The value of the Fund's investments may move with these cycles and, in some instances, increase or decrease more than the applicable market(s) as measured by the Fund's benchmark index(es). The securities markets may also decline because of factors that affect a particular industry or market sector, or due to impacts from domestic or global events, including the spread of infectious illness, public health threats, war, terrorism, natural disasters or similar events.

**Mid Cap Risk.** Medium-sized companies often have greater price volatility, lower trading volume, and less liquidity than larger, more-established companies. These companies tend to have smaller revenues, narrower product lines, less management depth and experience, smaller shares of their product or service markets, fewer financial resources, and less competitive strength than larger companies.

**Foreign Currency Risk.** The value of a foreign currency may decline against the U.S. dollar, which would reduce the dollar

value of securities denominated in that currency. The overall impact of such a decline of foreign currency can be significant, unpredictable, and long lasting, depending on the currencies represented, how each one appreciates or depreciates in relation to the U.S. dollar, and whether currency positions are hedged. Under normal conditions, the Fund does not engage in extensive foreign currency hedging programs. Further, exchange rate movements are volatile, and it is not possible to effectively hedge the currency risks of many developing countries.

**Futures Contract Risk.** The value of a futures contract tends to increase and decrease in tandem with the value of the underlying instrument. The price of futures can be highly volatile; using them could lower total return, and the potential loss from futures can exceed the Fund's initial investment in such contracts. In addition, the value of the futures contract may not accurately track the value of the underlying instrument.

**Issuer Risk.** Issuer risk is the possibility that factors specific to an issuer to which the Fund is exposed will affect the market prices of the issuer's securities and therefore the value of the Fund.

**Investment Adviser Risk.** The Fund is actively managed and the success of its investment strategy depends significantly on the skills of the Adviser in assessing the potential of the investments in which the Fund invests. This assessment of investments may prove incorrect, resulting in losses or poor performance, even in rising markets. There is also no guarantee that the Adviser will be able to effectively implement the Fund's investment objective.

**Derivatives Risk.** The use of derivatives (such as futures) involves additional risks and transaction costs which could leave the Fund in a worse position than if it had not used these instruments. The Fund utilizes equity futures in order to increase or decrease its exposure to various asset classes at a lower cost than trading stocks directly. The use of derivatives can lead to losses because of adverse movements in the price or value of the underlying asset, index or rate, which may be magnified by certain features of the contract. Changes in the value of the derivative may not correlate as intended with the underlying asset, rate or index, and the Fund could lose much more than the original amount invested. Derivatives can be highly volatile, illiquid and difficult to value. Certain derivatives may also be subject to counterparty risk, which is the risk that the other party in the transaction will not fulfill its contractual obligations due to its financial condition, market events, or other reasons.

**Health Crisis Risk.** The global pandemic outbreak of the novel coronavirus known as COVID-19 has resulted in substantial market volatility and global business disruption. The duration and full effects of the outbreak are uncertain and may result in trading suspensions and market closures, limit liquidity and the ability of the Fund to process shareholder redemptions, and negatively impact Fund performance. The COVID-19 outbreak and future pandemics could affect the global economy and markets in ways that cannot be foreseen and may exacerbate other types of risks, negatively impacting the value of Fund investments.

## Performance

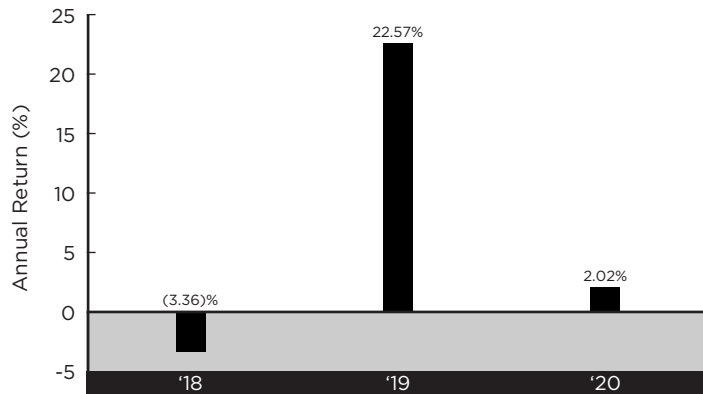
The following bar chart and table provide an indication of the risks of investing in the Fund by showing changes in the Fund's performance from year to year and by showing how the Fund's average annual returns for the one-year period and since inception compared to a broad-based securities market index.

The index description appears in the "Index Descriptions" section of the prospectus. Call 800-847-4836 or visit [thriventfunds.com](http://thriventfunds.com) for performance results current to the most recent month-end.

The bar chart and the table include the effects of Fund expenses and assume that you sold your shares at the end of the period. The after-tax returns are calculated using the historical highest individual federal marginal income tax rates and do not reflect the impact of state and local taxes. Actual after-tax returns depend on an investor's tax situation and may differ from those shown, and after-tax returns are not relevant to investors who hold their Fund shares through tax-deferred arrangements, such as individual retirement accounts.

How the Fund has performed in the past (before and after taxes) is not necessarily an indication of how it will perform in the future. Performance information provides some indication of the risks of investing in the Fund by showing changes in the Fund's performance over time.

### Year-by-Year Total Return



Best Quarter:	Q2 '20	+11.17%
Worst Quarter:	Q1 '20	(17.39)%

### Average Annual Total Returns (Periods Ending December 31, 2020)

	1 Year	Since Inception (2/28/2017)
Fund (before taxes)	2.02%	8.13%
Fund (after taxes on distributions)	1.64%	7.50%
Fund (after taxes on distributions and redemptions)	1.47%	6.23%
MSCI World Minimum Volatility Index - USD Net Returns (reflects no deduction for fees, expenses or taxes)	2.61%	8.77%

## Management

### Investment Adviser(s)

The Fund is managed by Thrivent Asset Management, LLC ("Thrivent Asset Mgt." or the "Adviser").

### Portfolio Manager(s)

**Noah J. Monsen, CFA** and **Brian W. Bomgren, CQF** are jointly and primarily responsible for the day-to-day management of the Fund. Mr. Monsen and Mr. Bomgren have served as portfolio managers of the Fund since February 2017 and February 2018, respectively. Mr. Monsen has been with Thrivent Financial since 2000 and has served in an investment management capacity since 2008. Mr. Bomgren has been with Thrivent Financial since 2006 and is currently a Senior Portfolio Manager.

## Purchase and Sale of Fund Shares

You may purchase, redeem or exchange shares of the Fund directly from the Fund or through certain broker-dealers.

The minimum initial investment requirement for this Fund is \$2,000 and the minimum subsequent investment requirement is \$50 for taxable accounts. For IRA or tax-deferred accounts, the minimum initial investment requirement for this Fund is \$1,000 and the minimum subsequent investment requirement is \$50. These investment requirements may be different, however, for investors investing in the Fund through an automatic investment plan or through certain fee-based investment advisory programs.

You may purchase or redeem Fund shares on days that the New York Stock Exchange is open. You may conduct such transactions by mail, telephone 800-847-4836, the Internet ([thrivent.com](http://thrivent.com) or [thriventfunds.com](http://thriventfunds.com)), by wire/ACH transfer or through an automatic investment plan (for purchases) or a systematic withdrawal plan (for redemptions), subject to certain limitations.

## Tax Information

The Fund intends to make distributions that may be taxed as ordinary income or capital gains. Investing in the Fund through a retirement plan could have different tax consequences.

## Payments to Broker-Dealers and Other Financial Intermediaries

If you purchase the Fund through a broker-dealer or other financial intermediary (such as an insurance company), the Fund and its related companies may pay the intermediary for the sale of Fund shares and related services. These payments may create a conflict of interest by influencing the broker-dealer or other intermediary and your salesperson to recommend the Fund over another investment. Ask your salesperson or visit your financial intermediary's website for more information.

# Thrivent Mid Cap Growth Fund

TMCGX

## Investment Objective

Thrivent Mid Cap Growth Fund (the "Fund") seeks long-term capital growth. The Fund's investment objective may be changed without shareholder approval.

## Fees and Expenses

This table describes the fees and expenses that you may pay if you buy and hold shares of the Fund.

### Shareholder Fees

(fees paid directly from your investment)

Maximum Sales Charge (load) Imposed On Purchases (as a % of offering price)	None
Maximum Deferred Sales Charge (load) (as a percentage of the lower of the original purchase price or current net asset value)	None

### Annual Fund Operating Expenses

(expenses that you pay each year as a percentage of the value of your investment)

Management Fees	0.75%
Distribution and Shareholder Service (12b-1) Fees	None
Other Expenses	2.63%
Total Annual Fund Operating Expenses	3.38%
Less Fee Waivers and/or Expense Reimbursements <sup>1</sup>	2.48%
Total Annual Fund Operating Expenses After Fee Waivers and/or Expense Reimbursements	0.90%

<sup>1</sup> The Adviser has contractually agreed, through at least February 28, 2022, to waive a portion of the management fees associated with the Class S shares of the Thrivent Mid Cap Growth Fund in order to limit the Total Annual Fund Operating Expenses After Fee Waivers and/or Expense Reimbursements to an annual rate of 0.90% of the average daily net assets of the Class S shares. This contractual provision, however, may be terminated before the indicated termination date upon the mutual agreement between the Independent Trustees of the Fund and the Adviser.

### Example

This example is intended to help you compare the cost of investing in the Fund with the cost of investing in other mutual funds.

The example assumes that you invest \$10,000 in the Fund for the time periods indicated and then redeem all of your shares at the end of those periods. In addition, the example for the 1 Year period reflects the effect of the contractual fee waiver and/or expense reimbursement. The example also assumes that your investment has a 5% return each year, and that the Fund's operating expenses remain the same. Although your actual cost may be higher or lower, based on these assumptions your cost would be:

1 Year	3 Years	5 Years	10 Years
\$92	\$807	\$1,546	\$3,499

## Portfolio Turnover

The Fund pays transaction costs, such as commissions, when it buys and sells securities (or "turns over" its portfolio). A higher portfolio turnover rate may indicate higher transaction costs and may result in higher taxes when Fund shares are held in a taxable account. These costs, which are not reflected in annual fund operating expenses or in the example, affect the Fund's performance.

From inception on February 28, 2020 through the most recent fiscal year, the Fund's portfolio turnover rate was 57% of the average value of its portfolio.

## Principal Strategies

Under normal circumstances, the Fund invests at least 80% of its net assets (plus the amount of any borrowing for investment purposes) in equity securities of mid-sized companies. The Adviser focuses mainly on the equity securities of mid-sized U.S. companies which have market capitalizations equivalent to those included in widely known indices such as the Russell Midcap<sup>®</sup> Growth Index, S&P MidCap 400<sup>®</sup> Index, or the mid-sized company market capitalization classifications published by Lipper, Inc. These companies typically have a market capitalization of approximately \$2 billion to \$25 billion. Should the Adviser change the investments used for purposes of this 80% threshold, you will be notified at least 60 days prior to the change.

The Fund seeks to achieve its investment objective by investing primarily in common stocks. The Adviser uses fundamental, quantitative, and technical investment research techniques and focuses on stocks of companies that it believes have demonstrated and believes will sustain above average revenue and earnings growth over time, or which are expected to develop rapid sales and earnings growth in the future when compared to the economy and stock market as a whole. Many such companies are in the technology sector and the Fund may at times have a higher concentration in this industry. The Adviser may consider environmental, social, and governance (ESG) factors as part of its investment analysis and decision-making processes for the Fund.

The Adviser may sell securities for a variety of reasons, such as to secure gains, limit losses, or reposition assets to more promising opportunities.

## Principal Risks

The Fund is subject to the following principal investment risks, which you should review carefully and in entirety. The Fund may not achieve its investment objective and you could lose money by investing in the Fund.

**Mid Cap Risk.** Medium-sized companies often have greater price volatility, lower trading volume, and less liquidity than larger, more-established companies. These companies tend to have smaller revenues, narrower product lines, less management depth and experience, smaller shares of their product or service markets, fewer financial resources, and less competitive strength than larger companies.

**Growth Investing Risk.** Growth style investing includes the risk of investing in securities whose prices historically have been more volatile than other securities, especially over the short term. Growth stock prices reflect projections of future earnings or revenues and, if a company's earnings or revenues fall short of expectations, its stock price may fall dramatically.

**Equity Security Risk.** Equity securities held by the Fund may decline significantly in price, sometimes rapidly or unpredictably, over short or extended periods of time, and such declines may occur because of declines in the equity market as a whole, or because of declines in only a particular country, company, industry, or sector of the market. From time to time, the Fund may invest a significant portion of its assets in companies in one or more related sectors or industries which would make the Fund more vulnerable to adverse developments affecting such sectors or industries. Equity securities are generally more volatile than most debt securities.

**Market Risk.** Over time, securities markets generally tend to move in cycles with periods when security prices rise and periods when security prices decline. The value of the Fund's investments may move with these cycles and, in some instances, increase or decrease more than the applicable market(s) as measured by the Fund's benchmark index(es). The securities markets may also decline because of factors that affect a particular industry or market sector, or due to impacts from domestic or global events, including the spread of infectious illness, public health threats, war, terrorism, natural disasters or similar events.

**Technology-Oriented Companies Risk.** Common stocks of companies that rely extensively on technology, science or communications in their product development or operations may be more volatile than the overall stock market and may or may not move in tandem with the overall stock market. Technology, science and communications are rapidly changing fields, and stocks of these companies, especially of smaller or unseasoned companies, may be subject to more abrupt or erratic market movements than the stock market in general. There are significant competitive pressures among technology-oriented companies and the products or operations of such companies may become obsolete quickly. In addition, these companies may have limited product lines, markets or financial resources and the management of such companies may be more dependent upon one or a few key people.

**Issuer Risk.** Issuer risk is the possibility that factors specific to an issuer to which the Fund is exposed will affect the market prices of the issuer's securities and therefore the value of the Fund.

**Investment Adviser Risk.** The Fund is actively managed and the success of its investment strategy depends significantly on the skills of the Adviser in assessing the potential of the investments in which the Fund invests. This assessment of investments may prove incorrect, resulting in losses or poor performance, even in rising markets. There is also no guarantee that the Adviser will be able to effectively implement the Fund's investment objective.

**Health Crisis Risk.** The global pandemic outbreak of the novel coronavirus known as COVID-19 has resulted in substantial market volatility and global business disruption. The duration and full effects of the outbreak are uncertain and may result in trading suspensions and market closures, limit liquidity and the ability of

the Fund to process shareholder redemptions, and negatively impact Fund performance. The COVID-19 outbreak and future pandemics could affect the global economy and markets in ways that cannot be foreseen and may exacerbate other types of risks, negatively impacting the value of Fund investments.

## Performance

No performance information for the Fund is provided because it does not yet have a full calendar year of performance history. The index descriptions appear in the "Index Descriptions" section of the prospectus. Call 800-847-4836 or visit [thriventfunds.com](http://thriventfunds.com) for performance results current to the most recent month-end.

How the Fund has performed in the past is not necessarily an indication of how it will perform in the future. Performance information provides some indication of the risks of investing in the Fund by showing changes in the Fund's performance over time.

## Management

### Investment Adviser(s)

The Fund is managed by Thrivent Asset Management, LLC ("Thrivent Asset Mgt." or the "Adviser").

### Portfolio Manager(s)

**David J. Lettenberger, CFA** and **Siddharth Sinha, CFA** are jointly and primarily responsible for the day-to-day management of the Fund. Mr. Lettenberger has served as portfolio manager of the Fund since February 2020, and Mr. Sinha has served as a portfolio manager of the Fund since January 2021. Mr. Lettenberger has been a portfolio manager at Thrivent Financial since 2013, when he joined the firm. Mr. Sinha has been a portfolio manager at Thrivent Financial since August 2015, when he joined the firm.

## Purchase and Sale of Fund Shares

You may purchase, redeem or exchange shares of the Fund directly from the Fund or through certain broker-dealers.

The minimum initial investment requirement for this Fund is \$2,000 and the minimum subsequent investment requirement is \$50 for taxable accounts. For IRA or tax-deferred accounts, the minimum initial investment requirement for this Fund is \$1,000 and the minimum subsequent investment requirement is \$50. These investment requirements may be different, however, for investors investing in the Fund through an automatic investment plan or through certain fee-based investment advisory programs.

You may purchase or redeem Fund shares on days that the New York Stock Exchange is open. You may conduct such transactions by mail, telephone 800-847-4836, the Internet ([thrivent.com](http://thrivent.com) or [thriventfunds.com](http://thriventfunds.com)), by wire/ACH transfer or through an automatic investment plan (for purchases) or a systematic withdrawal plan (for redemptions), subject to certain limitations.

## Tax Information

The Fund intends to make distributions that may be taxed as ordinary income or capital gains. Investing in the Fund through a retirement plan could have different tax consequences.



## Payments to Broker-Dealers and Other Financial Intermediaries

If you purchase the Fund through a broker-dealer or other financial intermediary (such as an insurance company), the Fund and its related companies may pay the intermediary for the sale

of Fund shares and related services. These payments may create a conflict of interest by influencing the broker-dealer or other intermediary and your salesperson to recommend the Fund over another investment. Ask your salesperson or visit your financial intermediary's website for more information.

# Thrivent Mid Cap Stock Fund

TMSIX

## Investment Objective

Thrivent Mid Cap Stock Fund (the "Fund") seeks long-term capital growth.

## Fees and Expenses

This table describes the fees and expenses that you may pay if you buy and hold shares of the Fund.

### Shareholder Fees

(fees paid directly from your investment)

Maximum Sales Charge (load) Imposed On Purchases (as a % of offering price)	None
Maximum Deferred Sales Charge (load) (as a percentage of the lower of the original purchase price or current net asset value)	None

### Annual Fund Operating Expenses

(expenses that you pay each year as a percentage of the value of your investment)

Management Fees	0.63%
Distribution and Shareholder Service (12b-1) Fees	None
Other Expenses	0.13%
Total Annual Fund Operating Expenses	0.76%

### Example

This example is intended to help you compare the cost of investing in the Fund with the cost of investing in other mutual funds.

The example assumes that you invest \$10,000 in the Fund for the time periods indicated and then redeem all of your shares at the end of those periods. The example also assumes that your investment has a 5% return each year, and that the Fund's operating expenses remain the same. Although your actual cost may be higher or lower, based on these assumptions your cost would be:

1 Year	3 Years	5 Years	10 Years
\$78	\$243	\$422	\$942

### Portfolio Turnover

The Fund pays transaction costs, such as commissions, when it buys and sells securities (or "turns over" its portfolio). A higher portfolio turnover rate may indicate higher transaction costs and may result in higher taxes when Fund shares are held in a taxable account. These costs, which are not reflected in annual fund operating expenses or in the example, affect the Fund's performance. During the most recent fiscal year, the Fund's portfolio turnover rate was 40% of the average value of its portfolio.

## Principal Strategies

Under normal circumstances, the Fund invests at least 80% of its net assets (plus the amount of any borrowing for investment purposes) in equity securities of mid-sized companies. The Adviser focuses mainly on the equity securities of mid-sized U.S. companies which have market capitalizations equivalent to those included in widely known indices such as the Russell Midcap<sup>®</sup> Index, S&P MidCap 400<sup>®</sup> Index, or the mid-sized company market capitalization classifications published by Lipper, Inc. These companies typically have a market capitalization of approximately \$2 billion to \$25 billion. Should the Adviser change the investments used for purposes of this 80% threshold, you will be notified at least 60 days prior to the change.

The Fund seeks to achieve its investment objective by investing in common stocks. The Adviser uses fundamental, quantitative, and technical investment research techniques to determine what securities to buy and sell. Fundamental techniques assess a security's value based on an issuer's financial profile, management, and business prospects while quantitative and technical techniques involve a more data-oriented analysis of financial information, market trends and price movements. The Adviser may consider environmental, social, and governance (ESG) factors as part of its investment analysis and decision-making processes for the Fund. The Adviser generally looks for mid-sized companies that, in its opinion:

- have prospects for growth in their sales and earnings;
- are in an industry with a good economic outlook;
- have high-quality management; and/or
- have a strong financial position.

The Adviser may sell securities for a variety of reasons, such as to secure gains, limit losses, or reposition assets to more promising opportunities.

## Principal Risks

The Fund is subject to the following principal investment risks, which you should review carefully and in entirety. The Fund may not achieve its investment objective and you could lose money by investing in the Fund.

**Mid Cap Risk.** Medium-sized companies often have greater price volatility, lower trading volume, and less liquidity than larger, more-established companies. These companies tend to have smaller revenues, narrower product lines, less management depth and experience, smaller shares of their product or service markets, fewer financial resources, and less competitive strength than larger companies.

**Equity Security Risk.** Equity securities held by the Fund may decline significantly in price, sometimes rapidly or unpredictably, over short or extended periods of time, and such declines may occur because of declines in the equity market as a whole, or because of declines in only a particular country, company, industry, or sector of the market. From time to time, the Fund may invest a significant portion of its assets in companies in one or more related sectors or industries which would make the Fund more vulnerable to adverse developments affecting such sectors

or industries. Equity securities are generally more volatile than most debt securities.

**Market Risk.** Over time, securities markets generally tend to move in cycles with periods when security prices rise and periods when security prices decline. The value of the Fund's investments may move with these cycles and, in some instances, increase or decrease more than the applicable market(s) as measured by the Fund's benchmark index(es). The securities markets may also decline because of factors that affect a particular industry or market sector, or due to impacts from domestic or global events, including the spread of infectious illness, public health threats, war, terrorism, natural disasters or similar events.

**Issuer Risk.** Issuer risk is the possibility that factors specific to an issuer to which the Fund is exposed will affect the market prices of the issuer's securities and therefore the value of the Fund.

**Investment Adviser Risk.** The Fund is actively managed and the success of its investment strategy depends significantly on the skills of the Adviser in assessing the potential of the investments in which the Fund invests. This assessment of investments may prove incorrect, resulting in losses or poor performance, even in rising markets. There is also no guarantee that the Adviser will be able to effectively implement the Fund's investment objective.

**Health Crisis Risk.** The global pandemic outbreak of the novel coronavirus known as COVID-19 has resulted in substantial market volatility and global business disruption. The duration and full effects of the outbreak are uncertain and may result in trading suspensions and market closures, limit liquidity and the ability of the Fund to process shareholder redemptions, and negatively impact Fund performance. The COVID-19 outbreak and future pandemics could affect the global economy and markets in ways that cannot be foreseen and may exacerbate other types of risks, negatively impacting the value of Fund investments.

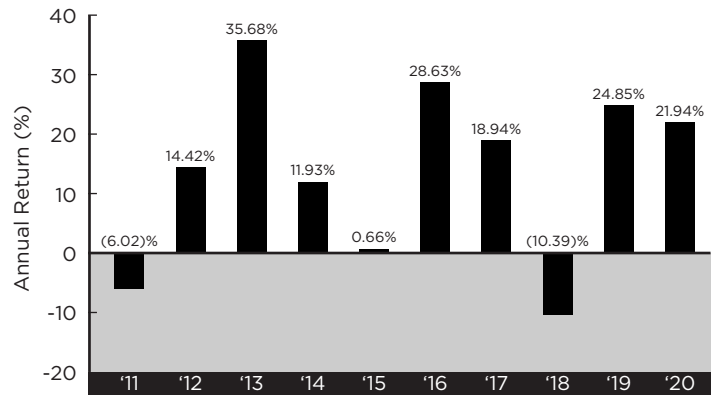
## Performance

The following bar chart and table provide an indication of the risks of investing in the Fund by showing changes in the Fund's performance from year to year and by showing how the Fund's average annual returns for one-, five- and ten-year periods compared to broad-based securities market indices. The index descriptions appear in the "Index Descriptions" section of the prospectus. Call 800-847-4836 or visit [thriventfunds.com](http://thriventfunds.com) for performance results current to the most recent month-end.

The bar chart and the table include the effects of Fund expenses and assume that you sold your shares at the end of the period. The after-tax returns are calculated using the historical highest individual federal marginal income tax rates and do not reflect the impact of state and local taxes. Actual after-tax returns depend on an investor's tax situation and may differ from those shown, and after-tax returns are not relevant to investors who hold their Fund shares through tax-deferred arrangements, such as individual retirement accounts.

How the Fund has performed in the past (before and after taxes) is not necessarily an indication of how it will perform in the future. Performance information provides some indication of the risks of investing in the Fund by showing changes in the Fund's performance over time.

### Year-by-Year Total Return



Best Quarter: Q2 '20 +26.54%  
Worst Quarter: Q1 '20 (28.33)%

### Average Annual Total Returns (Periods Ending December 31, 2020)

	1 Year	5 Years	10 Years
Fund (before taxes)	21.94%	15.85%	13.12%
Fund (after taxes on distributions)	21.00%	14.30%	11.76%
Fund (after taxes on distributions and redemptions)	13.63%	12.45%	10.58%
S&P MidCap 400® Index (reflects no deduction for fees, expenses or taxes)	13.66%	12.35%	11.51%
Russell Midcap® Index (reflects no deduction for fees, expenses or taxes)	17.10%	13.40%	12.41%

## Management

### Investment Adviser(s)

The Fund is managed by Thrivent Asset Management, LLC ("Thrivent Asset Mgt." or the "Adviser").

### Portfolio Manager(s)

**Brian J. Flanagan, CFA** is primarily responsible for the day-to-day management of the Fund. Mr. Flanagan has been a portfolio manager of the Fund since February 2004. He has been with Thrivent Financial since 1994 and a portfolio manager since 2000.

## Purchase and Sale of Fund Shares

You may purchase, redeem or exchange shares of the Fund directly from the Fund or through certain broker-dealers.

The minimum initial investment requirement for this Fund is \$2,000 and the minimum subsequent investment requirement is \$50 for taxable accounts. For IRA or tax-deferred accounts, the minimum initial investment requirement for this Fund is \$1,000 and the minimum subsequent investment requirement is \$50. These investment requirements may be different, however, for

investors investing in the Fund through an automatic investment plan or through certain fee-based investment advisory programs.

You may purchase or redeem Fund shares on days that the New York Stock Exchange is open. You may conduct such transactions by mail, telephone 800-847-4836, the Internet (thrivent.com or thriventfunds.com), by wire/ACH transfer or through an automatic investment plan (for purchases) or a systematic withdrawal plan (for redemptions), subject to certain limitations.

## Tax Information

The Fund intends to make distributions that may be taxed as ordinary income or capital gains. Investing in the Fund through a retirement plan could have different tax consequences.

## Payments to Broker-Dealers and Other Financial Intermediaries

If you purchase the Fund through a broker-dealer or other financial intermediary (such as an insurance company), the Fund and its related companies may pay the intermediary for the sale of Fund shares and related services. These payments may create a conflict of interest by influencing the broker-dealer or other intermediary and your salesperson to recommend the Fund over another investment. Ask your salesperson or visit your financial intermediary's website for more information.

# Thrivent Mid Cap Value Fund

TMCVX

## Investment Objective

Thrivent Mid Cap Value Fund (the "Fund") seeks long-term capital growth. The Fund's investment objective may be changed without shareholder approval.

## Fees and Expenses

This table describes the fees and expenses that you may pay if you buy and hold shares of the Fund.

### Shareholder Fees

(fees paid directly from your investment)

Maximum Sales Charge (load) Imposed On Purchases (as a % of offering price)	None
Maximum Deferred Sales Charge (load) (as a percentage of the lower of the original purchase price or current net asset value)	None

### Annual Fund Operating Expenses

(expenses that you pay each year as a percentage of the value of your investment)

Management Fees	0.75%
Distribution and Shareholder Service (12b-1) Fees	None
Other Expenses	2.79%
Total Annual Fund Operating Expenses	3.54%
Less Fee Waivers and/or Expense Reimbursements <sup>1</sup>	2.64%
Total Annual Fund Operating Expenses After Fee Waivers and/or Expense Reimbursements	0.90%

<sup>1</sup> The Adviser has contractually agreed, through at least February 28, 2022, to waive a portion of the management fees associated with the Class S shares of the Thrivent Mid Cap Value Fund in order to limit the Total Annual Fund Operating Expenses After Fee Waivers and/or Expense Reimbursements to an annual rate of 0.90% of the average daily net assets of the Class S shares. This contractual provision, however, may be terminated before the indicated termination date upon the mutual agreement between the Independent Trustees of the Fund and the Adviser.

## Example

This example is intended to help you compare the cost of investing in the Fund with the cost of investing in other mutual funds.

The example assumes that you invest \$10,000 in the Fund for the time periods indicated and then redeem all of your shares at the end of those periods. In addition, the example for the 1 Year period reflects the effect of the contractual fee waiver and/or expense reimbursement. The example also assumes that your investment has a 5% return each year, and that the Fund's operating expenses remain the same. Although your actual cost may be higher or lower, based on these assumptions your cost would be:

1 Year	3 Years	5 Years	10 Years
\$92	\$840	\$1,609	\$3,635

## Portfolio Turnover

The Fund pays transaction costs, such as commissions, when it buys and sells securities (or "turns over" its portfolio). A higher portfolio turnover rate may indicate higher transaction costs and may result in higher taxes when Fund shares are held in a taxable account. These costs, which are not reflected in annual fund operating expenses or in the example, affect the Fund's performance.

From inception on February 28, 2020 through the most recent fiscal year, the Fund's portfolio turnover rate was 58% of the average value of its portfolio.

## Principal Strategies

Under normal circumstances, the Fund invests at least 80% of its net assets (plus the amount of any borrowing for investment purposes) in equity securities of mid-sized companies. The Adviser focuses mainly on the equity securities of mid-sized U.S. companies which have market capitalizations equivalent to those included in widely known indices such as the Russell Midcap<sup>®</sup> Value Index, S&P MidCap 400<sup>®</sup> Index, or the mid-sized company market capitalization classifications published by Lipper, Inc. These companies typically have a market capitalization of approximately \$2 billion to \$25 billion. Should the Adviser change the investments used for purposes of this 80% threshold, you will be notified at least 60 days prior to the change.

The Fund seeks to achieve its investment objective by investing primarily in common stocks. The Adviser uses fundamental, quantitative, and technical investment research techniques and focuses on stocks of companies that it believes are undervalued in relation to their long-term earnings power or asset value. These stocks typically, but not always, have below average price-to-earnings and price-to-book value ratios. The Adviser may consider environmental, social, and governance (ESG) factors as part of its investment analysis and decision-making processes for the Fund. The Adviser may sell securities for a variety of reasons, such as to secure gains, limit losses, or reposition assets to more promising opportunities.

## Principal Risks

The Fund is subject to the following principal investment risks, which you should review carefully and in entirety. The Fund may not achieve its investment objective and you could lose money by investing in the Fund.

**Mid Cap Risk.** Medium-sized companies often have greater price volatility, lower trading volume, and less liquidity than larger, more-established companies. These companies tend to have smaller revenues, narrower product lines, less management depth and experience, smaller shares of their product or service markets, fewer financial resources, and less competitive strength than larger companies.

**Value Investing Risk.** Value style investing includes the risk that stocks of undervalued companies may not rise as quickly as anticipated if the market doesn't recognize their intrinsic value or if value stocks are out of favor.

**Equity Security Risk.** Equity securities held by the Fund may decline significantly in price, sometimes rapidly or unpredictably, over short or extended periods of time, and such declines may occur because of declines in the equity market as a whole, or because of declines in only a particular country, company, industry, or sector of the market. From time to time, the Fund may invest a significant portion of its assets in companies in one or more related sectors or industries which would make the Fund more vulnerable to adverse developments affecting such sectors or industries. Equity securities are generally more volatile than most debt securities.

**Market Risk.** Over time, securities markets generally tend to move in cycles with periods when security prices rise and periods when security prices decline. The value of the Fund's investments may move with these cycles and, in some instances, increase or decrease more than the applicable market(s) as measured by the Fund's benchmark index(es). The securities markets may also decline because of factors that affect a particular industry or market sector, or due to impacts from domestic or global events, including the spread of infectious illness, public health threats, war, terrorism, natural disasters or similar events.

**Issuer Risk.** Issuer risk is the possibility that factors specific to an issuer to which the Fund is exposed will affect the market prices of the issuer's securities and therefore the value of the Fund.

**Investment Adviser Risk.** The Fund is actively managed and the success of its investment strategy depends significantly on the skills of the Adviser in assessing the potential of the investments in which the Fund invests. This assessment of investments may prove incorrect, resulting in losses or poor performance, even in rising markets. There is also no guarantee that the Adviser will be able to effectively implement the Fund's investment objective.

**Health Crisis Risk.** The global pandemic outbreak of the novel coronavirus known as COVID-19 has resulted in substantial market volatility and global business disruption. The duration and full effects of the outbreak are uncertain and may result in trading suspensions and market closures, limit liquidity and the ability of the Fund to process shareholder redemptions, and negatively impact Fund performance. The COVID-19 outbreak and future pandemics could affect the global economy and markets in ways that cannot be foreseen and may exacerbate other types of risks, negatively impacting the value of Fund investments.

## Performance

No performance information for the Fund is provided because it does not yet have a full calendar year of performance history. The index descriptions appear in the "Index Descriptions" section of the prospectus. Call 800-847-4836 or visit [thriventfunds.com](http://thriventfunds.com) for performance results current to the most recent month-end.

How the Fund has performed in the past is not necessarily an indication of how it will perform in the future. Performance

information provides some indication of the risks of investing in the Fund by showing changes in the Fund's performance over time.

## Management

### Investment Adviser(s)

The Fund is managed by Thrivent Asset Management, LLC ("Thrivent Asset Mgt." or the "Adviser").

### Portfolio Manager(s)

**Graham Wong, CFA** is primarily responsible for the day-to-day management of the Fund. Mr. Wong has served as portfolio manager of the Fund since February 2020. Mr. Wong has been a portfolio manager at Thrivent Financial since 2013, when he joined the firm.

## Purchase and Sale of Fund Shares

You may purchase, redeem or exchange shares of the Fund directly from the Fund or through certain broker-dealers.

The minimum initial investment requirement for this Fund is \$2,000 and the minimum subsequent investment requirement is \$50 for taxable accounts. For IRA or tax-deferred accounts, the minimum initial investment requirement for this Fund is \$1,000 and the minimum subsequent investment requirement is \$50. These investment requirements may be different, however, for investors investing in the Fund through an automatic investment plan or through certain fee-based investment advisory programs.

You may purchase or redeem Fund shares on days that the New York Stock Exchange is open. You may conduct such transactions by mail, telephone 800-847-4836, the Internet ([thrivent.com](http://thrivent.com) or [thriventfunds.com](http://thriventfunds.com)), by wire/ACH transfer or through an automatic investment plan (for purchases) or a systematic withdrawal plan (for redemptions), subject to certain limitations.

## Tax Information

The Fund intends to make distributions that may be taxed as ordinary income or capital gains. Investing in the Fund through a retirement plan could have different tax consequences.

## Payments to Broker-Dealers and Other Financial Intermediaries

If you purchase the Fund through a broker-dealer or other financial intermediary (such as an insurance company), the Fund and its related companies may pay the intermediary for the sale of Fund shares and related services. These payments may create a conflict of interest by influencing the broker-dealer or other intermediary and your salesperson to recommend the Fund over another investment. Ask your salesperson or visit your financial intermediary's website for more information.

# Thrivent Moderate Allocation Fund

TMAIX

## Investment Objective

Thrivent Moderate Allocation Fund (the "Fund") seeks long-term capital growth while providing reasonable stability of principal.

## Fees and Expenses

This table describes the fees and expenses that you may pay if you buy and hold shares of the Fund.

### Shareholder Fees

(fees paid directly from your investment)

Maximum Sales Charge (load) Imposed On Purchases (as a % of offering price)	None
Maximum Deferred Sales Charge (load) (as a percentage of the lower of the original purchase price or current net asset value)	None

### Annual Fund Operating Expenses

(expenses that you pay each year as a percentage of the value of your investment)

Management Fees	0.62%
Distribution and Shareholder Service (12b-1) Fees	None
Other Expenses	0.14%
Acquired Fund Fees and Expenses	0.23%
Total Annual Fund Operating Expenses	0.99%
Less Fee Waivers and/or Expense Reimbursements <sup>1</sup>	0.18%
Total Annual Fund Operating Expenses After Fee Waivers and/or Expense Reimbursements	0.81%

<sup>1</sup> The Adviser has contractually agreed, for as long as the current fee structure is in place and through at least February 28, 2022, to waive an amount equal to any management fees indirectly incurred by the Fund as a result of its investment in any other mutual fund for which the Adviser or an affiliate serves as investment adviser, other than Thrivent Cash Management Trust. This contractual provision may be terminated upon the mutual agreement between the Independent Trustees of the Fund and the Adviser.

## Example

This example is intended to help you compare the cost of investing in the Fund with the cost of investing in other mutual funds.

The example assumes that you invest \$10,000 in the Fund for the time periods indicated and then redeem all of your shares at the end of those periods. In addition, the example for the 1 Year period reflects the effect of the contractual fee waiver and/or expense reimbursement. The example also assumes that your investment has a 5% return each year, and that the Fund's operating expenses remain the same. Although your actual cost may be higher or lower, based on these assumptions your cost would be:

1 Year	3 Years	5 Years	10 Years
\$83	\$297	\$530	\$1,197

## Portfolio Turnover

The Fund pays transaction costs, such as commissions, when it buys and sells securities (or "turns over" its portfolio). A higher portfolio turnover rate may indicate higher transaction costs and may result in higher taxes when Fund shares are held in a taxable account. These costs, which are not reflected in annual fund operating expenses or in the example, affect the Fund's performance. During the most recent fiscal year, the Fund's portfolio turnover rate was 117% of the average value of its portfolio.

## Principal Strategies

The Fund pursues its objective by investing in a combination of other funds managed by the Adviser and directly held financial instruments. The Fund is designed for investors who seek moderate long-term capital growth with reasonable stability of principal and are comfortable with moderate levels of risk and volatility. The Fund uses a prescribed asset allocation strategy involving a two-step process that is designed to achieve its desired risk tolerance. The first step is the construction of a model for the allocation of the Fund's assets across broad asset categories (namely, equity securities and debt securities). The second step involves the determination of sub-classes within the broad asset categories and target weightings (i.e., what the Adviser determines is the strategic allocation) for these sub-classes. Sub-classes for equity securities may be based on market capitalization, investment style (such as growth or value), or economic sector. Sub-classes for debt securities may be based on maturity, duration, security type or credit rating (high yield—commonly known as "junk bonds"—or investment grade). The Adviser may consider environmental, social, and governance (ESG) factors as part of its investment analysis and decision-making processes for the Fund.

The use of target weightings for various sub-classes within broad asset categories is intended as a multi-style approach to reduce the risk of investing in securities having common characteristics. The Fund may buy and sell futures contracts to either hedge its exposure or obtain exposure to certain investments.

The Fund may invest in foreign securities, including those of issuers in emerging markets. An "emerging market" country is any country determined by the Adviser to have an emerging market economy, considering factors such as the country's credit rating, its political and economic stability and the development of its financial and capital markets.

Under normal circumstances, the Fund invests in the following broad asset classes within the ranges given:

Broad Asset Category	Target Allocation	Allocation Range
Equity Securities	57%	35-75%
Debt Securities	43%	25-65%

The Fund's actual holdings in each broad asset category may be outside the applicable allocation range from time to time due to differing investment performance among asset categories. The

Adviser will rebalance the Fund at least annually so that its holdings are within the ranges for the broad asset categories.

The Fund pursues its investment strategy by investing primarily in other mutual funds managed by the Adviser. The names of the funds managed by the Adviser which are currently available for investment by the Fund are shown in the list below. The list is provided for information purposes only. The Adviser may change the availability of the funds managed by the Adviser for investment by the Fund without shareholder approval or advance notice to shareholders.

#### Equity Securities

##### Small Cap

Thrivent Small Cap Stock Fund

##### Mid Cap

Thrivent Mid Cap Stock Fund

##### Large Cap

Thrivent Global Stock Fund

Thrivent Large Cap Growth Fund

Thrivent Large Cap Value Fund

##### Other

Thrivent International Allocation Fund

Thrivent Core International Equity Fund

Thrivent Core Low Volatility Equity Fund

#### Debt Securities

##### High Yield Bonds

Thrivent High Yield Fund

##### Intermediate/Long-Term Bonds

Thrivent Income Fund

##### Short-Term/Intermediate Bonds

Thrivent Limited Maturity Bond Fund

##### Other

Thrivent Core Emerging Markets Debt Fund

#### Short-Term Debt Securities

##### Money Market

Thrivent Cash Management Trust

##### Other

Thrivent Core Short-Term Reserve Fund

## Principal Risks

The Fund is subject to the following principal investment risks, which you should review carefully and in entirety. The Fund may not achieve its investment objective and you could lose money by investing in the Fund.

**Allocation Risk.** The Fund's investment performance depends upon how its assets are allocated across broad asset categories and applicable sub-classes within such categories. Some broad asset categories and sub-classes may perform below expectations or the securities markets generally over short and extended periods. Therefore, a principal risk of investing in the Fund is that the allocation strategies used and the allocation decisions made will not produce the desired results.

**Equity Security Risk.** Equity securities held by the Fund may decline significantly in price, sometimes rapidly or unpredictably, over short or extended periods of time, and such declines may occur because of declines in the equity market as a whole, or because of declines in only a particular country, company, industry, or sector of the market. From time to time, the Fund may invest a significant portion of its assets in companies in one or more related sectors or industries which would make the Fund

more vulnerable to adverse developments affecting such sectors or industries. Equity securities are generally more volatile than most debt securities.

**Interest Rate Risk.** Interest rate risk is the risk that prices of debt securities decline in value when interest rates rise for debt securities that pay a fixed rate of interest. Debt securities with longer durations (a measure of price sensitivity of a bond or bond fund to changes in interest rates) or maturities (i.e., the amount of time until a bond's issuer must pay its principal or face value) tend to be more sensitive to changes in interest rates than debt securities with shorter durations or maturities. Changes by the Federal Reserve to monetary policies could affect interest rates and the value of some securities. In addition, the phase out of LIBOR (the offered rate for short-term Eurodollar deposits between major international banks) by the end of 2021 could lead to increased volatility and illiquidity in certain markets that currently rely on LIBOR to determine interest rates.

**Large Cap Risk.** Large-sized companies may be unable to respond quickly to new competitive challenges such as changes in technology. They may also not be able to attain the high growth rate of successful smaller companies, especially during extended periods of economic expansion.

**Mid Cap Risk.** Medium-sized companies often have greater price volatility, lower trading volume, and less liquidity than larger, more-established companies. These companies tend to have smaller revenues, narrower product lines, less management depth and experience, smaller shares of their product or service markets, fewer financial resources, and less competitive strength than larger companies.

**Market Risk.** Over time, securities markets generally tend to move in cycles with periods when security prices rise and periods when security prices decline. The value of the Fund's investments may move with these cycles and, in some instances, increase or decrease more than the applicable market(s) as measured by the Fund's benchmark index(es). The securities markets may also decline because of factors that affect a particular industry or market sector, or due to impacts from domestic or global events, including the spread of infectious illness, public health threats, war, terrorism, natural disasters or similar events.

**Credit Risk.** Credit risk is the risk that an issuer of a debt security to which the Fund is exposed may no longer be able or willing to pay its debt. As a result of such an event, the debt security may decline in price and affect the value of the Fund.

**LIBOR Risk.** The Fund may be exposed to financial instruments that are tied to LIBOR (London Interbank Offered Rate) to determine payment obligations, financing terms or investment value. Such financial instruments may include bank loans, derivatives, floating rate securities, certain asset backed securities, and other assets or liabilities tied to LIBOR. In 2017, the head of the U.K. Financial Conduct Authority announced a desire to phase out the use of LIBOR by the end of 2021. On November 30, 2020, the administrator of LIBOR announced its intention to delay the phase out of the majority of the U.S. dollar LIBOR publications until June 30, 2023, with the remainder of LIBOR publications to still end at the end of 2021. There remains uncertainty regarding the future utilization of LIBOR and the nature of any replacement rate, and any potential effects of the transition away from LIBOR on the Fund or its investments are not known.



**Other Funds Risk.** Because the Fund invests in other funds managed by the Adviser or an affiliate (“Other Funds”), the performance of the Fund is dependent, in part, upon the performance of Other Funds in which the Fund may invest. As a result, the Fund is subject to the same risks as those faced by the Other Funds. In addition, Other Funds may be subject to additional fees and expenses that will be borne by the Fund.

**High Yield Risk.** High yield securities – commonly known as “junk bonds” – to which the Fund is exposed are considered predominantly speculative with respect to the issuer’s continuing ability to make principal and interest payments. If the issuer of the security is in default with respect to interest or principal payments, the value of the Fund may be negatively affected. High yield securities generally have a less liquid resale market.

**Foreign Securities Risk.** Foreign securities generally carry more risk and are more volatile than their domestic counterparts, in part because of potential for higher political and economic risks, lack of reliable information and fluctuations in currency exchange rates where investments are denominated in currencies other than the U.S. dollar. Certain events in foreign markets may adversely affect foreign and domestic issuers, including interruptions in the global supply chain, market closures, war, terrorism, natural disasters and outbreak of infectious diseases. The Fund’s investment in any country could be subject to governmental actions such as capital or currency controls, nationalizing a company or industry, expropriating assets, or imposing punitive taxes that would have an adverse effect on security prices, and impair the Fund’s ability to repatriate capital or income. Foreign securities may also be more difficult to resell than comparable U.S. securities because the markets for foreign securities are often less liquid. Even when a foreign security increases in price in its local currency, the appreciation may be diluted by adverse changes in exchange rates when the security’s value is converted to U.S. dollars. Foreign withholding taxes also may apply and errors and delays may occur in the settlement process for foreign securities.

**Emerging Markets Risk.** The economic and political structures of developing countries in emerging markets, in most cases, do not compare favorably with the U.S. or other developed countries in terms of wealth and stability, and their financial markets often lack liquidity. Fund performance will likely be negatively affected by portfolio exposure to countries and corporations domiciled in or with revenue exposures to countries in the midst of, among other things, hyperinflation, currency devaluation, trade disagreements, sudden political upheaval, or interventionist government policies. Fund performance may also be negatively affected by portfolio exposure to countries and corporations domiciled in or with revenue exposures to countries with less developed legal, tax, regulatory, and accounting systems. Significant buying or selling actions by a few major investors may also heighten the volatility of emerging markets. These factors make investing in emerging market countries significantly riskier than in other countries, and events in any one country could cause the Fund’s share price to decline.

**Foreign Currency Risk.** The value of a foreign currency may decline against the U.S. dollar, which would reduce the dollar value of securities denominated in that currency. The overall impact of such a decline of foreign currency can be significant, unpredictable, and long lasting, depending on the currencies represented, how each one appreciates or depreciates in relation to the U.S. dollar, and whether currency positions are hedged.

Under normal conditions, the Fund does not engage in extensive foreign currency hedging programs. Further, exchange rate movements are volatile, and it is not possible to effectively hedge the currency risks of many developing countries.

**Small Cap Risk.** Smaller, less seasoned companies often have greater price volatility, lower trading volume, and less liquidity than larger, more established companies. These companies tend to have small revenues, narrower product lines, less management depth and experience, small shares of their product or service markets, fewer financial resources, and less competitive strength than larger companies. Such companies seldom pay significant dividends that could soften the impact of a falling market on returns.

**Growth Investing Risk.** Growth style investing includes the risk of investing in securities whose prices historically have been more volatile than other securities, especially over the short term. Growth stock prices reflect projections of future earnings or revenues and, if a company’s earnings or revenues fall short of expectations, its stock price may fall dramatically.

**Value Investing Risk.** Value style investing includes the risk that stocks of undervalued companies may not rise as quickly as anticipated if the market doesn’t recognize their intrinsic value or if value stocks are out of favor.

**Investment Adviser Risk.** The Fund is actively managed and the success of its investment strategy depends significantly on the skills of the Adviser in assessing the potential of the investments in which the Fund invests. This assessment of investments may prove incorrect, resulting in losses or poor performance, even in rising markets. There is also no guarantee that the Adviser will be able to effectively implement the Fund’s investment objective.

**Conflicts of Interest Risk.** An investment in the Fund will be subject to a number of actual or potential conflicts of interest. For example, the Adviser or its affiliates may provide services to the Fund for which the Fund would compensate the Adviser and/or such affiliates. The Fund may invest in other pooled investment vehicles sponsored, managed, or otherwise affiliated with the Adviser, including other Funds. The Adviser may have an incentive (financial or otherwise) to enter into transactions or arrangements on behalf of the Fund with itself or its affiliates in circumstances where it might not have done so otherwise.

The Adviser or its affiliates manage other investment funds and/or accounts (including proprietary accounts) and have other clients with investment objectives and strategies that are similar to, or overlap with, the investment objective and strategy of the Fund, creating conflicts of interest in investment and allocation decisions regarding the allocation of investments that could be appropriate for the Fund and other clients of the Adviser or their affiliates.

**Issuer Risk.** Issuer risk is the possibility that factors specific to an issuer to which the Fund is exposed will affect the market prices of the issuer’s securities and therefore the value of the Fund.

**Quantitative Investing Risk.** Securities selected according to a quantitative analysis methodology can perform differently from the market as a whole based on the model and the factors used in the analysis, the weight placed on each factor and changes in the factor’s historical trends. Such models are based on assumptions of these and other market factors, and the models

may not take into account certain factors, or perform as intended, and may result in a decline in the value of the Fund's portfolio.

**Derivatives Risk.** The use of derivatives (such as futures) involves additional risks and transaction costs which could leave the Fund in a worse position than if it had not used these instruments. The Fund utilizes equity futures in order to increase or decrease its exposure to various asset classes at a lower cost than trading stocks directly. The use of derivatives can lead to losses because of adverse movements in the price or value of the underlying asset, index or rate, which may be magnified by certain features of the contract. Changes in the value of the derivative may not correlate as intended with the underlying asset, rate or index, and the Fund could lose much more than the original amount invested. Derivatives can be highly volatile, illiquid and difficult to value. Certain derivatives may also be subject to counterparty risk, which is the risk that the other party in the transaction will not fulfill its contractual obligations due to its financial condition, market events, or other reasons.

**Portfolio Turnover Rate Risk.** The Fund may engage in active and frequent trading of portfolio securities in implementing its principal investment strategies. A high rate of portfolio turnover (100% or more) involves correspondingly greater expenses which are borne by the Fund and its shareholders and may also result in short-term capital gains taxable to shareholders.

**Health Crisis Risk.** The global pandemic outbreak of the novel coronavirus known as COVID-19 has resulted in substantial market volatility and global business disruption. The duration and full effects of the outbreak are uncertain and may result in trading suspensions and market closures, limit liquidity and the ability of the Fund to process shareholder redemptions, and negatively impact Fund performance. The COVID-19 outbreak and future pandemics could affect the global economy and markets in ways that cannot be foreseen and may exacerbate other types of risks, negatively impacting the value of Fund investments.

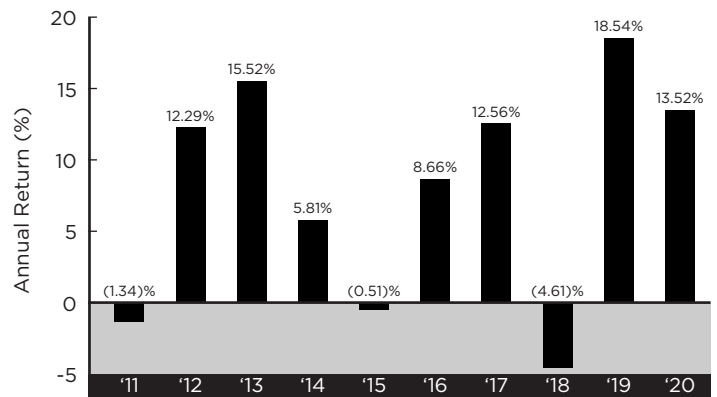
## Performance

The following bar chart and table provide an indication of the risks of investing in the Fund by showing changes in the Fund's performance from year to year and by showing how the Fund's average annual returns for one-, five- and ten-year periods compared to broad-based securities market indices. The index descriptions appear in the "Index Descriptions" section of the prospectus. Call 800-847-4836 or visit [thriventfunds.com](http://thriventfunds.com) for performance results current to the most recent month-end.

The bar chart and the table include the effects of Fund expenses and assume that you sold your shares at the end of the period. The after-tax returns are calculated using the historical highest individual federal marginal income tax rates and do not reflect the impact of state and local taxes. Actual after-tax returns depend on an investor's tax situation and may differ from those shown and after-tax returns are not relevant to investors who hold their Fund shares through tax-deferred arrangements such as individual retirement accounts.

How the Fund has performed in the past (before and after taxes) is not necessarily an indication of how it will perform in the future. Performance information provides some indication of the risks of investing in the Fund by showing changes in the Fund's performance over time.

### Year-by-Year Total Return



Best Quarter: Q2 '20 +13.11%  
Worst Quarter: Q1 '20 (12.38)%

### Average Annual Total Returns (Periods Ending December 31, 2020)

	1 Year	5 Years	10 Years
Fund (before taxes)	13.52%	9.44%	7.78%
Fund (after taxes on distributions)	12.09%	8.07%	6.44%
Fund (after taxes on distributions and redemptions)	8.48%	7.02%	5.80%
S&P 500® Index (reflects no deduction for fees, expenses or taxes)	18.40%	15.22%	13.88%
Bloomberg Barclays U.S. Aggregate Bond Index (reflects no deduction for fees, expenses or taxes)	7.51%	4.44%	3.84%
MSCI All Country World Index ex-USA - USD Net Returns (reflects no deduction for fees, expenses or taxes)	10.65%	8.93%	4.92%

## Management

### Investment Adviser(s)

The Fund is managed by Thrivent Asset Management, LLC ("Thrivent Asset Mgt." or the "Adviser").

### Portfolio Manager(s)

**Stephen D. Lowe, CFA, David S. Royal and David R. Spangler, CFA** are jointly and primarily responsible for the day-to-day management of the Fund. Mr. Lowe has served as a portfolio manager of the Fund since April 2016. Mr. Royal has served as portfolio manager of the Fund since April 2018. Mr. Spangler has served as a portfolio manager of the Fund since February 2019. Mr. Lowe is Chief Investment Strategist and has been with Thrivent Financial since 1997. He has served as a portfolio manager since 2009. Mr. Royal is Chief Investment Officer and has been with Thrivent Financial since 2006. Mr. Spangler has been with Thrivent Financial since 2002, in an

investment management capacity since 2006 and currently is a Senior Portfolio Manager.

## Purchase and Sale of Fund Shares

You may purchase, redeem or exchange shares of the Fund directly from the Fund or through certain broker-dealers.

The minimum initial investment requirement for this Fund is \$2,000 and the minimum subsequent investment requirement is \$50 for taxable accounts. For IRA or tax-deferred accounts, the minimum initial investment requirement for this Fund is \$1,000 and the minimum subsequent investment requirement is \$50. These investment requirements may be different, however, for investors investing in the Fund through an automatic investment plan or through certain fee-based investment advisory programs.

You may purchase or redeem Fund shares on days that the New York Stock Exchange is open. You may conduct such transactions by mail, telephone 800-847-4836, the Internet ([thrivent.com](http://thrivent.com) or [thriventfunds.com](http://thriventfunds.com)), by wire/ACH transfer or through an automatic investment plan (for purchases) or a

systematic withdrawal plan (for redemptions), subject to certain limitations.

## Tax Information

The Fund intends to make distributions that may be taxed as ordinary income or capital gains. Investing in the Fund through a retirement plan could have different tax consequences.

## Payments to Broker-Dealers and Other Financial Intermediaries

If you purchase the Fund through a broker-dealer or other financial intermediary (such as an insurance company), the Fund and its related companies may pay the intermediary for the sale of Fund shares and related services. These payments may create a conflict of interest by influencing the broker-dealer or other intermediary and your salesperson to recommend the Fund over another investment. Ask your salesperson or visit your financial intermediary's website for more information.

# Thrivent Moderately Aggressive Allocation Fund

TMAFX

## Investment Objective

Thrivent Moderately Aggressive Allocation Fund (the "Fund") seeks long-term capital growth.

## Fees and Expenses

This table describes the fees and expenses that you may pay if you buy and hold shares of the Fund.

### Shareholder Fees

(fees paid directly from your investment)

Maximum Sales Charge (load) Imposed On Purchases (as a % of offering price)	None
Maximum Deferred Sales Charge (load) (as a percentage of the lower of the original purchase price or current net asset value)	None

### Annual Fund Operating Expenses

(expenses that you pay each year as a percentage of the value of your investment)

Management Fees	0.67%
Distribution and Shareholder Service (12b-1) Fees	None
Other Expenses	0.18%
Acquired Fund Fees and Expenses	0.28%
Total Annual Fund Operating Expenses	1.13%
Less Fee Waivers and/or Expense Reimbursements <sup>1</sup>	0.22%
Total Annual Fund Operating Expenses After Fee Waivers and/or Expense Reimbursements	0.91%

<sup>1</sup> The Adviser has contractually agreed, for as long as the current fee structure is in place and through at least February 28, 2022, to waive an amount equal to any management fees indirectly incurred by the Fund as a result of its investment in any other mutual fund for which the Adviser or an affiliate serves as investment adviser, other than Thrivent Cash Management Trust. This contractual provision may be terminated upon the mutual agreement between the Independent Trustees of the Fund and the Adviser.

### Example

This example is intended to help you compare the cost of investing in the Fund with the cost of investing in other mutual funds.

The example assumes that you invest \$10,000 in the Fund for the time periods indicated and then redeem all of your shares at the end of those periods. In addition, the example for the 1 Year period reflects the effect of the contractual fee waiver and/or expense reimbursement. The example also assumes that your investment has a 5% return each year, and that the Fund's operating expenses remain the same. Although your actual cost may be higher or lower, based on these assumptions your cost would be:

1 Year	3 Years	5 Years	10 Years
\$93	\$337	\$601	\$1,355

## Portfolio Turnover

The Fund pays transaction costs, such as commissions, when it buys and sells securities (or "turns over" its portfolio). A higher portfolio turnover rate may indicate higher transaction costs and may result in higher taxes when Fund shares are held in a taxable account. These costs, which are not reflected in annual fund operating expenses or in the example, affect the Fund's performance. During the most recent fiscal year, the Fund's portfolio turnover rate was 81% of the average value of its portfolio.

## Principal Strategies

The Fund pursues its objective by investing in a combination of other funds managed by the Adviser and directly held financial instruments. The Fund is designed for investors who seek moderately greater long-term capital growth and are comfortable with moderately higher levels of risk and volatility. The Fund uses a prescribed asset allocation strategy involving a two-step process that is designed to achieve its desired risk tolerance. The first step is the construction of a model for the allocation of the Fund's assets across broad asset categories (namely, equity securities and debt securities). The second step involves the determination of sub-classes within the broad asset categories and target weightings (i.e., what the Adviser determines is the strategic allocation) for these sub-classes. Sub-classes for equity securities may be based on market capitalization, investment style (such as growth or value), or economic sector. Sub-classes for debt securities may be based on maturity, duration, security type or credit rating (high yield—commonly known as "junk bonds"—or investment grade). The Adviser may consider environmental, social, and governance (ESG) factors as part of its investment analysis and decision-making processes for the Fund.

The use of target weightings for various sub-classes within broad asset categories is intended as a multi-style approach to reduce the risk of investing in securities having common characteristics. The Fund may buy and sell futures contracts to either hedge its exposure or obtain exposure to certain investments.

The Fund may invest in foreign securities, including those of issuers in emerging markets. An "emerging market" country is any country determined by the Adviser to have an emerging market economy, considering factors such as the country's credit rating, its political and economic stability and the development of its financial and capital markets.

Under normal circumstances, the Fund invests in the following broad asset classes within the ranges given:

Broad Asset Category	Target Allocation	Allocation Range
Equity Securities	77%	55-90%
Debt Securities	23%	10-45%

The Fund's actual holdings in each broad asset category may be outside the applicable allocation range from time to time due to differing investment performance among asset categories. The

Adviser will rebalance the Fund at least annually so that its holdings are within the ranges for the broad asset categories.

The Fund pursues its investment strategy by investing primarily in other mutual funds managed by the Adviser. The names of the funds managed by the Adviser which are currently available for investment by the Fund are shown in the list below. The list is provided for information purposes only. The Adviser may change the availability of the funds managed by the Adviser for investment by the Fund without shareholder approval or advance notice to shareholders.

#### Equity Securities

##### Small Cap

Thrivent Small Cap Stock Fund

##### Mid Cap

Thrivent Mid Cap Stock Fund

##### Large Cap

Thrivent Global Stock Fund

Thrivent Large Cap Growth Fund

Thrivent Large Cap Value Fund

##### Other

Thrivent International Allocation Fund

Thrivent Core International Equity Fund

Thrivent Core Low Volatility Equity Fund

#### Debt Securities

##### High Yield Bonds

Thrivent High Yield Fund

##### Intermediate/Long-Term Bonds

Thrivent Income Fund

##### Short-Term/Intermediate Bonds

Thrivent Limited Maturity Bond Fund

##### Other

Thrivent Core Emerging Markets Debt Fund

#### Short-Term Debt Securities

##### Money Market

Thrivent Cash Management Trust

##### Other

Thrivent Core Short-Term Reserve Fund

## Principal Risks

The Fund is subject to the following principal investment risks, which you should review carefully and in entirety. The Fund may not achieve its investment objective and you could lose money by investing in the Fund.

**Allocation Risk.** The Fund's investment performance depends upon how its assets are allocated across broad asset categories and applicable sub-classes within such categories. Some broad asset categories and sub-classes may perform below expectations or the securities markets generally over short and extended periods. Therefore, a principal risk of investing in the Fund is that the allocation strategies used and the allocation decisions made will not produce the desired results.

**Equity Security Risk.** Equity securities held by the Fund may decline significantly in price, sometimes rapidly or unpredictably, over short or extended periods of time, and such declines may occur because of declines in the equity market as a whole, or because of declines in only a particular country, company, industry, or sector of the market. From time to time, the Fund may invest a significant portion of its assets in companies in one or more related sectors or industries which would make the Fund

more vulnerable to adverse developments affecting such sectors or industries. Equity securities are generally more volatile than most debt securities.

**Large Cap Risk.** Large-sized companies may be unable to respond quickly to new competitive challenges such as changes in technology. They may also not be able to attain the high growth rate of successful smaller companies, especially during extended periods of economic expansion.

**Small Cap Risk.** Smaller, less seasoned companies often have greater price volatility, lower trading volume, and less liquidity than larger, more established companies. These companies tend to have small revenues, narrower product lines, less management depth and experience, small shares of their product or service markets, fewer financial resources, and less competitive strength than larger companies. Such companies seldom pay significant dividends that could soften the impact of a falling market on returns.

**Mid Cap Risk.** Medium-sized companies often have greater price volatility, lower trading volume, and less liquidity than larger, more-established companies. These companies tend to have smaller revenues, narrower product lines, less management depth and experience, smaller shares of their product or service markets, fewer financial resources, and less competitive strength than larger companies.

**Market Risk.** Over time, securities markets generally tend to move in cycles with periods when security prices rise and periods when security prices decline. The value of the Fund's investments may move with these cycles and, in some instances, increase or decrease more than the applicable market(s) as measured by the Fund's benchmark index(es). The securities markets may also decline because of factors that affect a particular industry or market sector, or due to impacts from domestic or global events, including the spread of infectious illness, public health threats, war, terrorism, natural disasters or similar events.

**Other Funds Risk.** Because the Fund invests in other funds managed by the Adviser or an affiliate ("Other Funds"), the performance of the Fund is dependent, in part, upon the performance of Other Funds in which the Fund may invest. As a result, the Fund is subject to the same risks as those faced by the Other Funds. In addition, Other Funds may be subject to additional fees and expenses that will be borne by the Fund.

**Growth Investing Risk.** Growth style investing includes the risk of investing in securities whose prices historically have been more volatile than other securities, especially over the short term. Growth stock prices reflect projections of future earnings or revenues and, if a company's earnings or revenues fall short of expectations, its stock price may fall dramatically.

**Value Investing Risk.** Value style investing includes the risk that stocks of undervalued companies may not rise as quickly as anticipated if the market doesn't recognize their intrinsic value or if value stocks are out of favor.

**Foreign Securities Risk.** Foreign securities generally carry more risk and are more volatile than their domestic counterparts, in part because of potential for higher political and economic risks, lack of reliable information and fluctuations in currency exchange rates where investments are denominated in currencies other than the U.S. dollar. Certain events in foreign markets may adversely affect foreign and domestic issuers, including

interruptions in the global supply chain, market closures, war, terrorism, natural disasters and outbreak of infectious diseases. The Fund's investment in any country could be subject to governmental actions such as capital or currency controls, nationalizing a company or industry, expropriating assets, or imposing punitive taxes that would have an adverse effect on security prices, and impair the Fund's ability to repatriate capital or income. Foreign securities may also be more difficult to resell than comparable U.S. securities because the markets for foreign securities are often less liquid. Even when a foreign security increases in price in its local currency, the appreciation may be diluted by adverse changes in exchange rates when the security's value is converted to U.S. dollars. Foreign withholding taxes also may apply and errors and delays may occur in the settlement process for foreign securities.

**Emerging Markets Risk.** The economic and political structures of developing countries in emerging markets, in most cases, do not compare favorably with the U.S. or other developed countries in terms of wealth and stability, and their financial markets often lack liquidity. Fund performance will likely be negatively affected by portfolio exposure to countries and corporations domiciled in or with revenue exposures to countries in the midst of, among other things, hyperinflation, currency devaluation, trade disagreements, sudden political upheaval, or interventionist government policies. Fund performance may also be negatively affected by portfolio exposure to countries and corporations domiciled in or with revenue exposures to countries with less developed legal, tax, regulatory, and accounting systems. Significant buying or selling actions by a few major investors may also heighten the volatility of emerging markets. These factors make investing in emerging market countries significantly riskier than in other countries, and events in any one country could cause the Fund's share price to decline.

**Foreign Currency Risk.** The value of a foreign currency may decline against the U.S. dollar, which would reduce the dollar value of securities denominated in that currency. The overall impact of such a decline of foreign currency can be significant, unpredictable, and long lasting, depending on the currencies represented, how each one appreciates or depreciates in relation to the U.S. dollar, and whether currency positions are hedged. Under normal conditions, the Fund does not engage in extensive foreign currency hedging programs. Further, exchange rate movements are volatile, and it is not possible to effectively hedge the currency risks of many developing countries.

**Interest Rate Risk.** Interest rate risk is the risk that prices of debt securities decline in value when interest rates rise for debt securities that pay a fixed rate of interest. Debt securities with longer durations (a measure of price sensitivity of a bond or bond fund to changes in interest rates) or maturities (i.e., the amount of time until a bond's issuer must pay its principal or face value) tend to be more sensitive to changes in interest rates than debt securities with shorter durations or maturities. Changes by the Federal Reserve to monetary policies could affect interest rates and the value of some securities. In addition, the phase out of LIBOR (the offered rate for short-term Eurodollar deposits between major international banks) by the end of 2021 could lead to increased volatility and illiquidity in certain markets that currently rely on LIBOR to determine interest rates.

**Credit Risk.** Credit risk is the risk that an issuer of a debt security to which the Fund is exposed may no longer be able or willing to

pay its debt. As a result of such an event, the debt security may decline in price and affect the value of the Fund.

**LIBOR Risk.** The Fund may be exposed to financial instruments that are tied to LIBOR (London Interbank Offered Rate) to determine payment obligations, financing terms or investment value. Such financial instruments may include bank loans, derivatives, floating rate securities, certain asset backed securities, and other assets or liabilities tied to LIBOR. In 2017, the head of the U.K. Financial Conduct Authority announced a desire to phase out the use of LIBOR by the end of 2021. On November 30, 2020, the administrator of LIBOR announced its intention to delay the phase out of the majority of the U.S. dollar LIBOR publications until June 30, 2023, with the remainder of LIBOR publications to still end at the end of 2021. There remains uncertainty regarding the future utilization of LIBOR and the nature of any replacement rate, and any potential effects of the transition away from LIBOR on the Fund or its investments are not known.

**Investment Adviser Risk.** The Fund is actively managed and the success of its investment strategy depends significantly on the skills of the Adviser in assessing the potential of the investments in which the Fund invests. This assessment of investments may prove incorrect, resulting in losses or poor performance, even in rising markets. There is also no guarantee that the Adviser will be able to effectively implement the Fund's investment objective.

**Conflicts of Interest Risk.** An investment in the Fund will be subject to a number of actual or potential conflicts of interest. For example, the Adviser or its affiliates may provide services to the Fund for which the Fund would compensate the Adviser and/or such affiliates. The Fund may invest in other pooled investment vehicles sponsored, managed, or otherwise affiliated with the Adviser, including other Funds. The Adviser may have an incentive (financial or otherwise) to enter into transactions or arrangements on behalf of the Fund with itself or its affiliates in circumstances where it might not have done so otherwise.

The Adviser or its affiliates manage other investment funds and/or accounts (including proprietary accounts) and have other clients with investment objectives and strategies that are similar to, or overlap with, the investment objective and strategy of the Fund, creating conflicts of interest in investment and allocation decisions regarding the allocation of investments that could be appropriate for the Fund and other clients of the Adviser or their affiliates.

**Issuer Risk.** Issuer risk is the possibility that factors specific to an issuer to which the Fund is exposed will affect the market prices of the issuer's securities and therefore the value of the Fund.

**Quantitative Investing Risk.** Securities selected according to a quantitative analysis methodology can perform differently from the market as a whole based on the model and the factors used in the analysis, the weight placed on each factor and changes in the factor's historical trends. Such models are based on assumptions of these and other market factors, and the models may not take into account certain factors, or perform as intended, and may result in a decline in the value of the Fund's portfolio.

**Derivatives Risk.** The use of derivatives (such as futures) involves additional risks and transaction costs which could leave the Fund in a worse position than if it had not used these

instruments. The Fund utilizes equity futures in order to increase or decrease its exposure to various asset classes at a lower cost than trading stocks directly. The use of derivatives can lead to losses because of adverse movements in the price or value of the underlying asset, index or rate, which may be magnified by certain features of the contract. Changes in the value of the derivative may not correlate as intended with the underlying asset, rate or index, and the Fund could lose much more than the original amount invested. Derivatives can be highly volatile, illiquid and difficult to value. Certain derivatives may also be subject to counterparty risk, which is the risk that the other party in the transaction will not fulfill its contractual obligations due to its financial condition, market events, or other reasons.

**Health Crisis Risk.** The global pandemic outbreak of the novel coronavirus known as COVID-19 has resulted in substantial market volatility and global business disruption. The duration and full effects of the outbreak are uncertain and may result in trading suspensions and market closures, limit liquidity and the ability of the Fund to process shareholder redemptions, and negatively impact Fund performance. The COVID-19 outbreak and future pandemics could affect the global economy and markets in ways that cannot be foreseen and may exacerbate other types of risks, negatively impacting the value of Fund investments.

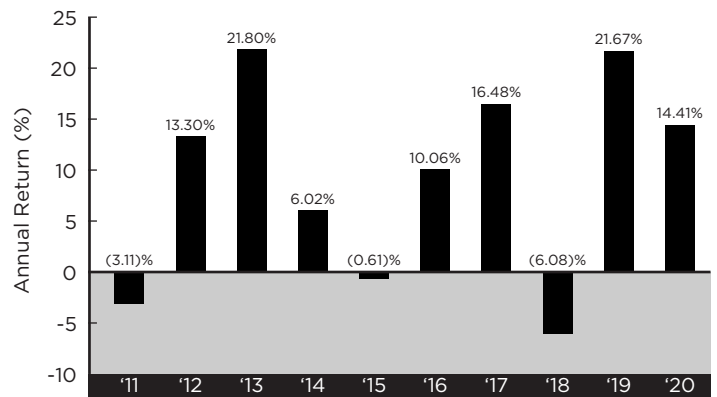
## Performance

The following bar chart and table provide an indication of the risks of investing in the Fund by showing changes in the Fund's performance from year to year and by showing how the Fund's average annual returns for one-, five- and ten-year periods compared to broad-based securities market indices. The index descriptions appear in the "Index Descriptions" section of the prospectus. Call 800-847-4836 or visit [thriventfunds.com](http://thriventfunds.com) for performance results current to the most recent month-end.

The bar chart and the table include the effects of Fund expenses and assume that you sold your shares at the end of the period. The after-tax returns are calculated using the historical highest individual federal marginal income tax rates and do not reflect the impact of state and local taxes. Actual after-tax returns depend on an investor's tax situation and may differ from those shown and after-tax returns are not relevant to investors who hold their Fund shares through tax-deferred arrangements such as individual retirement accounts.

How the Fund has performed in the past (before and after taxes) is not necessarily an indication of how it will perform in the future. Performance information provides some indication of the risks of investing in the Fund by showing changes in the Fund's performance over time.

### Year-by-Year Total Return



Best Quarter:	Q2 '20	+15.54%
Worst Quarter:	Q1 '20	(16.32)%

### Average Annual Total Returns (Periods Ending December 31, 2020)

	1 Year	5 Years	10 Years
Fund (before taxes)	14.41%	10.88%	8.97%
Fund (after taxes on distributions)	13.16%	9.43%	7.63%
Fund (after taxes on distributions and redemptions)	9.23%	8.27%	6.90%
S&P 500® Index (reflects no deduction for fees, expenses or taxes)	18.40%	15.22%	13.88%
Bloomberg Barclays U.S. Aggregate Bond Index (reflects no deduction for fees, expenses or taxes)	7.51%	4.44%	3.84%
MSCI All Country World Index ex-USA - USD Net Returns (reflects no deduction for fees, expenses or taxes)	10.65%	8.93%	4.92%

## Management

### Investment Adviser(s)

The Fund is managed by Thrivent Asset Management, LLC ("Thrivent Asset Mgt." or the "Adviser").

### Portfolio Manager(s)

**Stephen D. Lowe, CFA, David S. Royal and David R. Spangler, CFA** are jointly and primarily responsible for the day-to-day management of the Fund. Mr. Lowe has served as a portfolio manager of the Fund since April 2016. Mr. Royal has served as portfolio manager of the Fund since April 2018. Mr. Spangler has served as a portfolio manager of the Fund since February 2019. Mr. Lowe is Chief Investment Strategist and has been with Thrivent Financial since 1997. He has served as a portfolio manager since 2009. Mr. Royal is Chief Investment Officer and has been with Thrivent Financial since 2006. Mr. Spangler has been with Thrivent Financial since 2002, in an

investment management capacity since 2006 and currently is a Senior Portfolio Manager.

## Purchase and Sale of Fund Shares

You may purchase, redeem or exchange shares of the Fund directly from the Fund or through certain broker-dealers.

The minimum initial investment requirement for this Fund is \$2,000 and the minimum subsequent investment requirement is \$50 for taxable accounts. For IRA or tax-deferred accounts, the minimum initial investment requirement for this Fund is \$1,000 and the minimum subsequent investment requirement is \$50. These investment requirements may be different, however, for investors investing in the Fund through an automatic investment plan or through certain fee-based investment advisory programs.

You may purchase or redeem Fund shares on days that the New York Stock Exchange is open. You may conduct such transactions by mail, telephone 800-847-4836, the Internet ([thrivent.com](http://thrivent.com) or [thriventfunds.com](http://thriventfunds.com)), by wire/ACH transfer or through an automatic investment plan (for purchases) or a

systematic withdrawal plan (for redemptions), subject to certain limitations.

## Tax Information

The Fund intends to make distributions that may be taxed as ordinary income or capital gains. Investing in the Fund through a retirement plan could have different tax consequences.

## Payments to Broker-Dealers and Other Financial Intermediaries

If you purchase the Fund through a broker-dealer or other financial intermediary (such as an insurance company), the Fund and its related companies may pay the intermediary for the sale of Fund shares and related services. These payments may create a conflict of interest by influencing the broker-dealer or other intermediary and your salesperson to recommend the Fund over another investment. Ask your salesperson or visit your financial intermediary's website for more information.



# Thrivent Moderately Conservative Allocation Fund

TCAIX

## Investment Objective

Thrivent Moderately Conservative Allocation Fund (the "Fund") seeks long-term capital growth while providing reasonable stability of principal.

## Fees and Expenses

This table describes the fees and expenses that you may pay if you buy and hold shares of the Fund.

### Shareholder Fees

(fees paid directly from your investment)

Maximum Sales Charge (load) Imposed On Purchases (as a % of offering price)	None
Maximum Deferred Sales Charge (load) (as a percentage of the lower of the original purchase price or current net asset value)	None

### Annual Fund Operating Expenses

(expenses that you pay each year as a percentage of the value of your investment)

Management Fees	0.59%
Distribution and Shareholder Service (12b-1) Fees	None
Other Expenses	0.14%
Acquired Fund Fees and Expenses	0.19%
Total Annual Fund Operating Expenses	0.92%
Less Fee Waivers and/or Expense Reimbursements <sup>1</sup>	0.14%
Total Annual Fund Operating Expenses After Fee Waivers and/or Expense Reimbursements	0.78%

<sup>1</sup> The Adviser has contractually agreed, for as long as the current fee structure is in place and through at least February 28, 2022, to waive an amount equal to any management fees indirectly incurred by the Fund as a result of its investment in any other mutual fund for which the Adviser or an affiliate serves as investment adviser, other than Thrivent Cash Management Trust. This contractual provision may be terminated upon the mutual agreement between the Independent Trustees of the Fund and the Adviser.

### Example

This example is intended to help you compare the cost of investing in the Fund with the cost of investing in other mutual funds.

The example assumes that you invest \$10,000 in the Fund for the time periods indicated and then redeem all of your shares at the end of those periods. In addition, the example for the 1 Year period reflects the effect of the contractual fee waiver and/or expense reimbursement. The example also assumes that your investment has a 5% return each year, and that the Fund's operating expenses remain the same. Although your actual cost may be higher or lower, based on these assumptions your cost would be:

1 Year	3 Years	5 Years	10 Years
\$80	\$279	\$496	\$1,118

### Portfolio Turnover

The Fund pays transaction costs, such as commissions, when it buys and sells securities (or "turns over" its portfolio). A higher portfolio turnover rate may indicate higher transaction costs and may result in higher taxes when Fund shares are held in a taxable account. These costs, which are not reflected in annual fund operating expenses or in the example, affect the Fund's performance. During the most recent fiscal year, the Fund's portfolio turnover rate was 146% of the average value of its portfolio.

### Principal Strategies

The Fund pursues its objective by investing in a combination of other funds managed by the Adviser and directly held financial instruments. The Fund is designed for investors who seek long-term capital growth with reasonable stability of principal and more conservative levels of risk and volatility. The Fund uses a prescribed asset allocation strategy involving a two-step process that is designed to achieve its desired risk tolerance. The first step is the construction of a model for the allocation of the Fund's assets across broad asset categories (namely, debt securities and equity securities). The second step involves the determination of sub-classes within the broad asset categories and target weightings (i.e., what the Adviser determines is the strategic allocation) for these sub-classes. Sub-classes for debt securities may be based on maturity, duration, security type or credit rating (high yield—commonly known as "junk bonds"—or investment grade) and may include leveraged loans, which are senior secured loans that are made by banks or other lending institutions to companies that are rated below investment grade. Sub-classes for equity securities may be based on market capitalization, investment style (such as growth or value), or economic sector. The Adviser may consider environmental, social, and governance (ESG) factors as part of its investment analysis and decision-making processes for the Fund.

The use of target weightings for various sub-classes within broad asset categories is intended as a multi-style approach to reduce the risk of investing in securities having common characteristics. The Fund may buy and sell futures contracts to either hedge its exposure or obtain exposure to certain investments.

The Fund may invest in foreign securities, including those of issuers in emerging markets. An "emerging market" country is any country determined by the Adviser to have an emerging market economy, considering factors such as the country's credit rating, its political and economic stability and the development of its financial and capital markets.

Under normal circumstances, the Fund invests in the following broad asset classes within the ranges given:

Broad Asset Category	Target Allocation	Allocation Range
Debt Securities	63%	35-85%
Equity Securities	37%	15-65%

The Fund's actual holdings in each broad asset category may be outside the applicable allocation range from time to time due to differing investment performance among asset categories. The Adviser will rebalance the Fund at least annually so that its holdings are within the ranges for the broad asset categories.

The Fund pursues its investment strategy by investing primarily in other mutual funds managed by the Adviser. The names of the funds managed by the Adviser which are currently available for investment by the Fund are shown in the list below. The list is provided for information purposes only. The Adviser may change the availability of the funds managed by the Adviser for investment by the Fund without shareholder approval or advance notice to shareholders.

- Debt Securities
  - High Yield Bonds
    - Thrivent High Yield Fund
  - Intermediate/Long-Term Bonds
    - Thrivent Income Fund
  - Short-Term/Intermediate Bonds
    - Thrivent Limited Maturity Bond Fund
  - Other
    - Thrivent Core Emerging Markets Debt Fund

- Equity Securities
  - Small Cap
    - Thrivent Small Cap Stock Fund
  - Mid Cap
    - Thrivent Mid Cap Stock Fund
  - Large Cap
    - Thrivent Global Stock Fund
    - Thrivent Large Cap Growth Fund
    - Thrivent Large Cap Value Fund
  - Other
    - Thrivent International Allocation Fund
    - Thrivent Core International Equity Fund
    - Thrivent Core Low Volatility Equity Fund

- Short-Term Debt Securities
  - Money Market
    - Thrivent Cash Management Trust
  - Other
    - Thrivent Core Short-Term Reserve Fund

## Principal Risks

The Fund is subject to the following principal investment risks, which you should review carefully and in entirety. The Fund may not achieve its investment objective and you could lose money by investing in the Fund.

**Allocation Risk.** The Fund's investment performance depends upon how its assets are allocated across broad asset categories and applicable sub-classes within such categories. Some broad asset categories and sub-classes may perform below expectations or the securities markets generally over short and extended periods. Therefore, a principal risk of investing in the

Fund is that the allocation strategies used and the allocation decisions made will not produce the desired results.

**Interest Rate Risk.** Interest rate risk is the risk that prices of debt securities decline in value when interest rates rise for debt securities that pay a fixed rate of interest. Debt securities with longer durations (a measure of price sensitivity of a bond or bond fund to changes in interest rates) or maturities (i.e., the amount of time until a bond's issuer must pay its principal or face value) tend to be more sensitive to changes in interest rates than debt securities with shorter durations or maturities. Changes by the Federal Reserve to monetary policies could affect interest rates and the value of some securities. In addition, the phase out of LIBOR (the offered rate for short-term Eurodollar deposits between major international banks) by the end of 2021 could lead to increased volatility and illiquidity in certain markets that currently rely on LIBOR to determine interest rates.

**Equity Security Risk.** Equity securities held by the Fund may decline significantly in price, sometimes rapidly or unpredictably, over short or extended periods of time, and such declines may occur because of declines in the equity market as a whole, or because of declines in only a particular country, company, industry, or sector of the market. From time to time, the Fund may invest a significant portion of its assets in companies in one or more related sectors or industries which would make the Fund more vulnerable to adverse developments affecting such sectors or industries. Equity securities are generally more volatile than most debt securities.

**Market Risk.** Over time, securities markets generally tend to move in cycles with periods when security prices rise and periods when security prices decline. The value of the Fund's investments may move with these cycles and, in some instances, increase or decrease more than the applicable market(s) as measured by the Fund's benchmark index(es). The securities markets may also decline because of factors that affect a particular industry or market sector, or due to impacts from domestic or global events, including the spread of infectious illness, public health threats, war, terrorism, natural disasters or similar events.

**Large Cap Risk.** Large-sized companies may be unable to respond quickly to new competitive challenges such as changes in technology. They may also not be able to attain the high growth rate of successful smaller companies, especially during extended periods of economic expansion.

**Credit Risk.** Credit risk is the risk that an issuer of a debt security to which the Fund is exposed may no longer be able or willing to pay its debt. As a result of such an event, the debt security may decline in price and affect the value of the Fund.

**LIBOR Risk.** The Fund may be exposed to financial instruments that are tied to LIBOR (London Interbank Offered Rate) to determine payment obligations, financing terms or investment value. Such financial instruments may include bank loans, derivatives, floating rate securities, certain asset backed securities, and other assets or liabilities tied to LIBOR. In 2017, the head of the U.K. Financial Conduct Authority announced a desire to phase out the use of LIBOR by the end of 2021. On November 30, 2020, the administrator of LIBOR announced its intention to delay the phase out of the majority of the U.S. dollar LIBOR publications until June 30, 2023, with the remainder of LIBOR publications to still end at the end of 2021. There remains uncertainty regarding the future utilization of LIBOR and the

nature of any replacement rate, and any potential effects of the transition away from LIBOR on the Fund or its investments are not known.

**Mortgage-Backed and Other Asset-Backed Securities Risk.**

The value of mortgage-backed and asset-backed securities will be influenced by the factors affecting the housing market and the assets underlying such securities. As a result, during periods of declining asset value, difficult or frozen credit markets, swings in interest rates, or deteriorating economic conditions, mortgage-related and asset-backed securities may decline in value, face valuation difficulties, become more volatile and/or become illiquid. In addition, both mortgage-backed and asset-backed securities are sensitive to changes in the repayment patterns of the underlying security. If the principal payment on the underlying asset is repaid faster or slower than the holder of the asset-backed or mortgage-backed security anticipates, the price of the security may fall, particularly if the holder must reinvest the repaid principal at lower rates or must continue to hold the security when interest rates rise. This effect may cause the value of the Fund to decline and reduce the overall return of the Fund.

**Government Securities Risk.** The Fund invests in securities issued or guaranteed by the U.S. government or its agencies and instrumentalities (such as Federal Home Loan Bank, Ginnie Mae, Fannie Mae or Freddie Mac securities). Securities issued or guaranteed by Federal Home Loan Banks, Ginnie Mae, Fannie Mae or Freddie Mac are not issued directly by the U.S. government. Ginnie Mae is a wholly owned U.S. corporation that is authorized to guarantee, with the full faith and credit of the U.S. government, the timely payment of principal and interest of its securities. By contrast, securities issued or guaranteed by U.S. government-related organizations such as Federal Home Loan Banks, Fannie Mae and Freddie Mac are not backed by the full faith and credit of the U.S. government. No assurance can be given that the U.S. government would provide financial support to its agencies and instrumentalities if not required to do so by law. In addition, the value of U.S. government securities may be affected by changes in the credit rating of the U.S. government, which may be negatively impacted by rising levels of indebtedness.

**High Yield Risk.** High yield securities – commonly known as “junk bonds” – to which the Fund is exposed are considered predominantly speculative with respect to the issuer’s continuing ability to make principal and interest payments. If the issuer of the security is in default with respect to interest or principal payments, the value of the Fund may be negatively affected. High yield securities generally have a less liquid resale market.

**Mid Cap Risk.** Medium-sized companies often have greater price volatility, lower trading volume, and less liquidity than larger, more-established companies. These companies tend to have smaller revenues, narrower product lines, less management depth and experience, smaller shares of their product or service markets, fewer financial resources, and less competitive strength than larger companies.

**Other Funds Risk.** Because the Fund invests in other funds managed by the Adviser or an affiliate (“Other Funds”), the performance of the Fund is dependent, in part, upon the performance of Other Funds in which the Fund may invest. As a result, the Fund is subject to the same risks as those faced by the Other Funds. In addition, Other Funds may be subject to additional fees and expenses that will be borne by the Fund.

**Foreign Securities Risk.** Foreign securities generally carry more risk and are more volatile than their domestic counterparts, in part because of potential for higher political and economic risks, lack of reliable information and fluctuations in currency exchange rates where investments are denominated in currencies other than the U.S. dollar. Certain events in foreign markets may adversely affect foreign and domestic issuers, including interruptions in the global supply chain, market closures, war, terrorism, natural disasters and outbreak of infectious diseases. The Fund’s investment in any country could be subject to governmental actions such as capital or currency controls, nationalizing a company or industry, expropriating assets, or imposing punitive taxes that would have an adverse effect on security prices, and impair the Fund’s ability to repatriate capital or income. Foreign securities may also be more difficult to resell than comparable U.S. securities because the markets for foreign securities are often less liquid. Even when a foreign security increases in price in its local currency, the appreciation may be diluted by adverse changes in exchange rates when the security’s value is converted to U.S. dollars. Foreign withholding taxes also may apply and errors and delays may occur in the settlement process for foreign securities.

**Emerging Markets Risk.** The economic and political structures of developing countries in emerging markets, in most cases, do not compare favorably with the U.S. or other developed countries in terms of wealth and stability, and their financial markets often lack liquidity. Fund performance will likely be negatively affected by portfolio exposure to countries and corporations domiciled in or with revenue exposures to countries in the midst of, among other things, hyperinflation, currency devaluation, trade disagreements, sudden political upheaval, or interventionist government policies. Fund performance may also be negatively affected by portfolio exposure to countries and corporations domiciled in or with revenue exposures to countries with less developed legal, tax, regulatory, and accounting systems. Significant buying or selling actions by a few major investors may also heighten the volatility of emerging markets. These factors make investing in emerging market countries significantly riskier than in other countries, and events in any one country could cause the Fund’s share price to decline.

**Foreign Currency Risk.** The value of a foreign currency may decline against the U.S. dollar, which would reduce the dollar value of securities denominated in that currency. The overall impact of such a decline of foreign currency can be significant, unpredictable, and long lasting, depending on the currencies represented, how each one appreciates or depreciates in relation to the U.S. dollar, and whether currency positions are hedged. Under normal conditions, the Fund does not engage in extensive foreign currency hedging programs. Further, exchange rate movements are volatile, and it is not possible to effectively hedge the currency risks of many developing countries.

**Investment Adviser Risk.** The Fund is actively managed and the success of its investment strategy depends significantly on the skills of the Adviser in assessing the potential of the investments in which the Fund invests. This assessment of investments may prove incorrect, resulting in losses or poor performance, even in rising markets. There is also no guarantee that the Adviser will be able to effectively implement the Fund’s investment objective.

**Conflicts of Interest Risk.** An investment in the Fund will be subject to a number of actual or potential conflicts of interest. For

example, the Adviser or its affiliates may provide services to the Fund for which the Fund would compensate the Adviser and/or such affiliates. The Fund may invest in other pooled investment vehicles sponsored, managed, or otherwise affiliated with the Adviser, including other Funds. The Adviser may have an incentive (financial or otherwise) to enter into transactions or arrangements on behalf of the Fund with itself or its affiliates in circumstances where it might not have done so otherwise.

The Adviser or its affiliates manage other investment funds and/or accounts (including proprietary accounts) and have other clients with investment objectives and strategies that are similar to, or overlap with, the investment objective and strategy of the Fund, creating conflicts of interest in investment and allocation decisions regarding the allocation of investments that could be appropriate for the Fund and other clients of the Adviser or their affiliates.

**Issuer Risk.** Issuer risk is the possibility that factors specific to an issuer to which the Fund is exposed will affect the market prices of the issuer's securities and therefore the value of the Fund.

**Quantitative Investing Risk.** Securities selected according to a quantitative analysis methodology can perform differently from the market as a whole based on the model and the factors used in the analysis, the weight placed on each factor and changes in the factor's historical trends. Such models are based on assumptions of these and other market factors, and the models may not take into account certain factors, or perform as intended, and may result in a decline in the value of the Fund's portfolio.

**Leveraged Loan Risk.** Leveraged loans (also known as bank loans) are subject to the risks typically associated with debt securities. In addition, leveraged loans, which typically hold a senior position in the capital structure of a borrower, are subject to the risk that a court could subordinate such loans to presently existing or future indebtedness or take other action detrimental to the holders of leveraged loans. Leveraged loans are also subject to the risk that the value of the collateral, if any, securing a loan may decline, be insufficient to meet the obligations of the borrower, or be difficult to liquidate. Some leveraged loans are not as easily purchased or sold as publicly-traded securities and others are illiquid, which may make it more difficult for the Fund to value them or dispose of them at an acceptable price. Below investment-grade leveraged loans are typically more credit sensitive. In the event of fraud or misrepresentation, the Fund may not be protected under federal securities laws with respect to leveraged loans that may not be in the form of "securities." The settlement period for some leveraged loans may be more than seven days.

**Prepayment Risk.** When interest rates fall, certain obligations will be paid off by the obligor more quickly than originally anticipated, and a Fund may have to invest the proceeds in securities with lower yields. In periods of falling interest rates, the rate of prepayments tends to increase (as does price fluctuation) as borrowers are motivated to pay off debt and refinance at new lower rates. During such periods, reinvestment of the prepayment proceeds by the management team will generally be at lower rates of return than the return on the assets that were prepaid. Prepayment generally reduces the yield to maturity and the average life of the security.

**Derivatives Risk.** The use of derivatives (such as futures) involves additional risks and transaction costs which could leave

the Fund in a worse position than if it had not used these instruments. The Fund utilizes equity futures in order to increase or decrease its exposure to various asset classes at a lower cost than trading stocks directly. The use of derivatives can lead to losses because of adverse movements in the price or value of the underlying asset, index or rate, which may be magnified by certain features of the contract. Changes in the value of the derivative may not correlate as intended with the underlying asset, rate or index, and the Fund could lose much more than the original amount invested. Derivatives can be highly volatile, illiquid and difficult to value. Certain derivatives may also be subject to counterparty risk, which is the risk that the other party in the transaction will not fulfill its contractual obligations due to its financial condition, market events, or other reasons.

**Portfolio Turnover Rate Risk.** The Fund may engage in active and frequent trading of portfolio securities in implementing its principal investment strategies. A high rate of portfolio turnover (100% or more) involves correspondingly greater expenses which are borne by the Fund and its shareholders and may also result in short-term capital gains taxable to shareholders.

**Health Crisis Risk.** The global pandemic outbreak of the novel coronavirus known as COVID-19 has resulted in substantial market volatility and global business disruption. The duration and full effects of the outbreak are uncertain and may result in trading suspensions and market closures, limit liquidity and the ability of the Fund to process shareholder redemptions, and negatively impact Fund performance. The COVID-19 outbreak and future pandemics could affect the global economy and markets in ways that cannot be foreseen and may exacerbate other types of risks, negatively impacting the value of Fund investments.

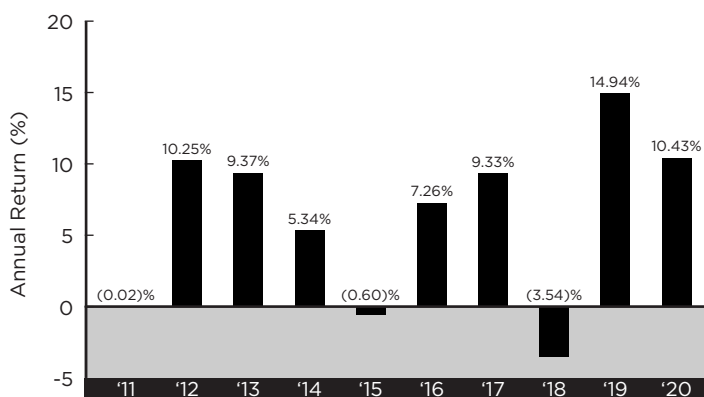
## Performance

The following bar chart and table provide an indication of the risks of investing in the Fund by showing changes in the Fund's performance from year to year and by showing how the Fund's average annual returns for one-, five- and ten-year periods compared to broad-based securities market indices. The index descriptions appear in the "Index Descriptions" section of the prospectus. Call 800-847-4836 or visit [thriventfunds.com](http://thriventfunds.com) for performance results current to the most recent month-end.

The bar chart and the table include the effects of Fund expenses and assume that you sold your shares at the end of the period. The after-tax returns are calculated using the historical highest individual federal marginal income tax rates and do not reflect the impact of state and local taxes. Actual after-tax returns depend on an investor's tax situation and may differ from those shown and after-tax returns are not relevant to investors who hold their Fund shares through tax-deferred arrangements such as individual retirement accounts.

How the Fund has performed in the past (before and after taxes) is not necessarily an indication of how it will perform in the future. Performance information provides some indication of the risks of investing in the Fund by showing changes in the Fund's performance over time.

### Year-by-Year Total Return



Best Quarter: Q2 '20 +9.29%  
 Worst Quarter: Q1 '20 (7.77)%

### Average Annual Total Returns (Periods Ending December 31, 2020)

	1 Year	5 Years	10 Years
Fund (before taxes)	10.43%	7.50%	6.13%
Fund (after taxes on distributions)	8.98%	6.10%	4.79%
Fund (after taxes on distributions and redemptions)	6.50%	5.39%	4.38%
S&P 500® Index (reflects no deduction for fees, expenses or taxes)	18.40%	15.22%	13.88%
Bloomberg Barclays U.S. Aggregate Bond Index (reflects no deduction for fees, expenses or taxes)	7.51%	4.44%	3.84%
MSCI All Country World Index ex-USA - USD Net Returns (reflects no deduction for fees, expenses or taxes)	10.65%	8.93%	4.92%

## Management

### Investment Adviser(s)

The Fund is managed by Thrivent Asset Management, LLC ("Thrivent Asset Mgt." or the "Adviser").

### Portfolio Manager(s)

**Stephen D. Lowe, CFA, David S. Royal and David R. Spangler, CFA** are jointly and primarily responsible for the

day-to-day management of the Fund. Mr. Lowe has served as a portfolio manager of the Fund since April 2016. Mr. Royal has served as portfolio manager of the Fund since April 2018. Mr. Spangler has served as a portfolio manager of the Fund since February 2019. Mr. Lowe is Chief Investment Strategist and has been with Thrivent Financial since 1997. He has served as a portfolio manager since 2009. Mr. Royal is Chief Investment Officer and has been with Thrivent Financial since 2006. Mr. Spangler has been with Thrivent Financial since 2002, in an investment management capacity since 2006 and currently is a Senior Portfolio Manager.

## Purchase and Sale of Fund Shares

You may purchase, redeem or exchange shares of the Fund directly from the Fund or through certain broker-dealers.

The minimum initial investment requirement for this Fund is \$2,000 and the minimum subsequent investment requirement is \$50 for taxable accounts. For IRA or tax-deferred accounts, the minimum initial investment requirement for this Fund is \$1,000 and the minimum subsequent investment requirement is \$50. These investment requirements may be different, however, for investors investing in the Fund through an automatic investment plan or through certain fee-based investment advisory programs.

You may purchase or redeem Fund shares on days that the New York Stock Exchange is open. You may conduct such transactions by mail, telephone 800-847-4836, the Internet (thrivent.com or thriventfunds.com), by wire/ACH transfer or through an automatic investment plan (for purchases) or a systematic withdrawal plan (for redemptions), subject to certain limitations.

## Tax Information

The Fund intends to make distributions that may be taxed as ordinary income or capital gains. Investing in the Fund through a retirement plan could have different tax consequences.

## Payments to Broker-Dealers and Other Financial Intermediaries

If you purchase the Fund through a broker-dealer or other financial intermediary (such as an insurance company), the Fund and its related companies may pay the intermediary for the sale of Fund shares and related services. These payments may create a conflict of interest by influencing the broker-dealer or other intermediary and your salesperson to recommend the Fund over another investment. Ask your salesperson or visit your financial intermediary's website for more information.

# Thrivent Money Market Fund

AALXX

## Investment Objective

Thrivent Money Market Fund (the "Fund") seeks a high level of current income, while maintaining liquidity and a constant net asset value of \$1.00 per share.

## Fees and Expenses

This table describes the fees and expenses that you may pay if you buy and hold shares of the Fund.

### Shareholder Fees

(fees paid directly from your investment)

Maximum Sales Charge (load) Imposed On Purchases (as a % of offering price)	None
Maximum Deferred Sales Charge (load) (as a percentage of the lower of the original purchase price or current net asset value)	None

### Annual Fund Operating Expenses

(expenses that you pay each year as a percentage of the value of your investment)

Management Fees	0.35%
Distribution and Shareholder Service (12b-1) Fees	None
Other Expenses	0.14%
Total Annual Fund Operating Expenses	0.49%
Less Fee Waivers and/or Expense Reimbursements <sup>1</sup>	0.10%
Total Annual Fund Operating Expenses After Fee Waivers and/or Expense Reimbursements	0.39%

<sup>1</sup> The Adviser has contractually agreed, through at least February 28, 2022, to waive a portion of the management fees associated with the Class S shares of the Thrivent Money Market Fund equal in the aggregate to 0.10% of the average daily net assets of the Class S shares. This contractual provision, however, may be terminated before the indicated termination date upon the mutual agreement between the Independent Trustees of the Fund and the Adviser.

## Example

This example is intended to help you compare the cost of investing in the Fund with the cost of investing in other mutual funds.

The example assumes that you invest \$10,000 in the Fund for the time periods indicated and then redeem all of your shares at the end of those periods. In addition, the example for the 1 Year period reflects the effect of the contractual fee waiver and/or expense reimbursement. The example also assumes that your investment has a 5% return each year, and that the Fund's operating expenses remain the same. Although your actual cost may be higher or lower, based on these assumptions your cost would be:

1 Year	3 Years	5 Years	10 Years
\$40	\$147	\$264	\$606

## Principal Strategies

The Fund seeks to produce current income while maintaining liquidity by investing at least 99.5% of its total assets in government securities, cash and repurchase agreements collateralized fully by government securities or cash. Government securities are any securities issued or guaranteed as to principal or interest by the United States, or by a person controlled or supervised by and acting as an instrumentality of the government of the United States pursuant to authority granted by the Congress of the United States; or any certificate of deposit for any of the foregoing.

The Adviser manages the Fund subject to strict rules established by the Securities and Exchange Commission that are designed so that the Fund may maintain a stable \$1.00 share price. Those rules generally require the Fund, among other things, to invest only in high quality securities that are denominated in U.S. dollars and have short remaining maturities. In addition, the rules require the Fund to maintain a dollar-weighted average maturity (WAM) of not more than 60 days and a dollar-weighted average life (WAL) of not more than 120 days. When calculating its WAM, the Fund may shorten its maturity by using the interest rate resets of certain adjustable rate securities. Generally, the Fund may not take into account these resets when calculating its WAL.

The Adviser typically uses U.S. Treasury securities, short-term discount notes issued by government-related organizations and government securities payable within seven-days or less to provide liquidity for reasonably foreseeable shareholder redemptions and to comply with regulatory requirements. The Adviser invests in other securities by selecting from the available supply of short-term government securities based on its interest rate outlook and analysis of quantitative and technical factors. Although the Fund frequently holds securities until maturity, the Adviser may sell securities to increase liquidity. The Adviser may select securities for such sales that would least impact the Fund. The Adviser may consider environmental, social, and governance (ESG) factors as part of its investment analysis and decision-making processes for the Fund.

## Principal Risks

You could lose money by investing in the Fund. Although the Fund seeks to preserve the value of your investment at \$1.00 per share, it cannot guarantee it will do so. An investment in the Fund is not insured or guaranteed by the Federal Deposit Insurance Corporation or any other government agency. The Fund's sponsor has no legal obligation to provide financial support to the Fund, and you should not expect that the sponsor will provide financial support to the Fund at any time. In addition, the Fund is subject to the following principal investment risks.

**Government Securities Risk.** The Fund invests in securities issued or guaranteed by the U.S. government or its agencies and instrumentalities (such as Federal Home Loan Bank, Ginnie Mae, Fannie Mae or Freddie Mac securities). Securities issued or guaranteed by Federal Home Loan Banks, Ginnie Mae, Fannie Mae or Freddie Mac are not issued directly by the U.S. government. Ginnie Mae is a wholly owned U.S. corporation that

is authorized to guarantee, with the full faith and credit of the U.S. government, the timely payment of principal and interest of its securities. By contrast, securities issued or guaranteed by U.S. government-related organizations such as Federal Home Loan Banks, Fannie Mae and Freddie Mac are not backed by the full faith and credit of the U.S. government. No assurance can be given that the U.S. government would provide financial support to its agencies and instrumentalities if not required to do so by law. In addition, the value of U.S. government securities may be affected by changes in the credit rating of the U.S. government, which may be negatively impacted by rising levels of indebtedness.

**Interest Rate Risk.** A weak economy, strong equity markets, or changes by the Federal Reserve in its monetary policies may cause short-term interest rates to increase and affect the Fund's ability to maintain a stable share price.

**Credit Risk.** Credit risk is the risk that an issuer of a debt security to which the Fund is exposed may no longer be able or willing to pay its debt. As a result of such an event, the debt security may decline in price and affect the value of the Fund.

**Repurchase Agreement Risk.** If the seller of a repurchase agreement defaults or is otherwise unable to fulfill its obligations, the Fund may incur losses as a result of selling the underlying securities, enforcing its rights, or a decline in the value of collateral.

**LIBOR Risk.** The Fund may be exposed to financial instruments that are tied to LIBOR (London Interbank Offered Rate) to determine payment obligations, financing terms or investment value. Such financial instruments may include bank loans, derivatives, floating rate securities, certain asset backed securities, and other assets or liabilities tied to LIBOR. In 2017, the head of the U.K. Financial Conduct Authority announced a desire to phase out the use of LIBOR by the end of 2021. On November 30, 2020, the administrator of LIBOR announced its intention to delay the phase out of the majority of the U.S. dollar LIBOR publications until June 30, 2023, with the remainder of LIBOR publications to still end at the end of 2021. There remains uncertainty regarding the future utilization of LIBOR and the nature of any replacement rate, and any potential effects of the transition away from LIBOR on the Fund or its investments are not known.

**Redemption Risk.** The Fund may need to sell portfolio securities to meet redemption requests. The Fund could experience a loss when selling portfolio securities to meet redemption requests if there is (i) significant redemption activity by shareholders, including, for example, when a single investor or few large investors make a significant redemption of Fund shares, (ii) a disruption in the normal operation of the markets in which the Fund buys and sells portfolio securities or (iii) the inability of the Fund to sell portfolio securities because such securities are illiquid. In such events, the Fund could be forced to sell portfolio securities at unfavorable prices in an effort to generate sufficient cash to pay redeeming shareholders.

**Health Crisis Risk.** The global pandemic outbreak of the novel coronavirus known as COVID-19 has resulted in substantial market volatility and global business disruption. The duration and full effects of the outbreak are uncertain and may result in trading suspensions and market closures, limit liquidity and the ability of the Fund to process shareholder redemptions, and negatively impact Fund performance. The COVID-19 outbreak and future

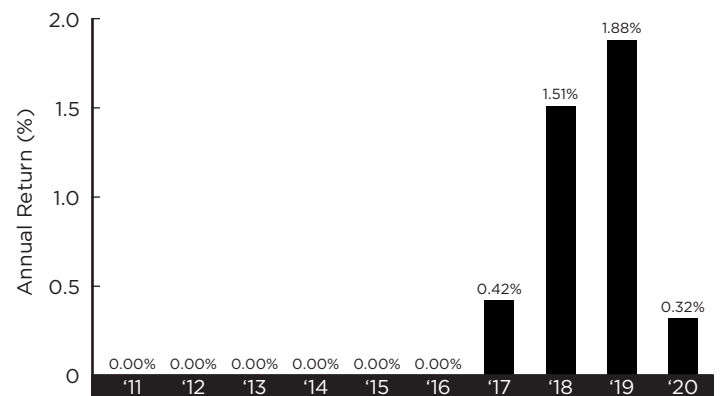
pandemics could affect the global economy and markets in ways that cannot be foreseen and may exacerbate other types of risks, negatively impacting the value of Fund investments.

## Performance

The following bar chart and table provide an indication of the risks of investing in the Fund by showing changes in the Fund's performance from year to year and by showing the Fund's average annual returns for one-, five- and ten-year periods. The bar chart and table include the effects of Fund expenses and assume that you sold your shares at the end of the period. On February 1, 2016, the Fund changed its investment strategies from those of a prime money market fund to those of a government money market fund. Call 800-847-4836 or visit [thriventfunds.com](http://thriventfunds.com) for performance results current to the most recent month-end.

How the Fund has performed in the past (before and after taxes) is not necessarily an indication of how it will perform in the future. Performance information provides some indication of the risks of investing in the Fund by showing changes in the Fund's performance over time.

**Year-by-Year Total Return**



Best Quarter:	Q2 '19	+0.51%
Worst Quarter:	Q4 '20	+0.00%

<sup>1</sup> The Fund's performance was also 0.00% for Q4 '09 through Q4 '16.

**Average Annual Total Returns**  
(Periods Ending December 31, 2020)

	1 Year	5 Years	10 Years
Fund (before taxes)	0.32%	0.82%	0.41%
Fund (after taxes on distributions)	0.19%	0.48%	0.24%
Fund (after taxes on distributions and redemptions)	0.19%	0.48%	0.24%

The 7-day yield for the period ended December 31, 2020 was 0.00%. You may call 800-847-4836 to obtain the Fund's current yield information.

## Management

### Investment Adviser(s)

The Fund is managed by Thrivent Asset Management, LLC (“Thrivent Asset Mgt.” or the “Adviser”).

### Portfolio Manager(s)

**William D. Stouten** is primarily responsible for the day-to-day management of the Fund. Mr. Stouten has served as portfolio manager of the Fund since December 2003. Prior to this position, he was a research analyst and trader for the Thrivent money market funds since 2001, when he joined Thrivent Financial.

## Purchase and Sale of Fund Shares

You may purchase, redeem or exchange shares of the Fund directly from the Fund or through certain broker-dealers.

The minimum initial investment requirement for this Fund is \$2,000 and the minimum subsequent investment requirement is \$50 for taxable accounts. For IRA or tax-deferred accounts, the minimum initial investment requirement for this Fund is \$1,000 and the minimum subsequent investment requirement is \$50. These investment requirements may be different, however, for investors investing in the Fund through an automatic investment plan or through certain fee-based investment advisory programs.

You may purchase or redeem Fund shares on days that the New York Stock Exchange is open. You may conduct such transactions by mail, telephone 800-847-4836, the Internet (thrivent.com or thriventfunds.com), by wire/ACH transfer or through an automatic investment plan (for purchases) or a systematic withdrawal plan (for redemptions), subject to certain limitations.

## Tax Information

The Fund intends to make distributions that may be taxed as ordinary income or capital gains. Investing in the Fund through a retirement plan could have different tax consequences.

## Payments to Broker-Dealers and Other Financial Intermediaries

If you purchase the Fund through a broker-dealer or other financial intermediary (such as an insurance company), the Fund and its related companies may pay the intermediary for the sale of Fund shares and related services. These payments may create a conflict of interest by influencing the broker-dealer or other intermediary and your salesperson to recommend the Fund over another investment. Ask your salesperson or visit your financial intermediary’s website for more information.



# Thrivent Multidimensional Income Fund

TMLDX

## Investment Objective

Thrivent Multidimensional Income Fund (the "Fund") seeks a high level of current income and, secondarily, growth of capital. The Fund's investment objectives may be changed without shareholder approval.

## Fees and Expenses

This table describes the fees and expenses that you may pay if you buy and hold shares of the Fund.

### Shareholder Fees

(fees paid directly from your investment)

Maximum Sales Charge (load) Imposed On Purchases (as a % of offering price)	None
Maximum Deferred Sales Charge (load) (as a percentage of the lower of the original purchase price or current net asset value)	None

### Annual Fund Operating Expenses

(expenses that you pay each year as a percentage of the value of your investment)

Management Fees	0.55%
Distribution and Shareholder Service (12b-1) Fees	None
Other Expenses	0.81%
Acquired Fund Fees and Expenses	0.32%
Total Annual Fund Operating Expenses	1.68%
Less Fee Waivers and/or Expense Reimbursements <sup>1</sup>	0.51%
Total Annual Fund Operating Expenses After Fee Waivers and/or Expense Reimbursements	1.17%

<sup>1</sup> The Adviser has contractually agreed, through at least February 28, 2022, to waive a portion of the management fees associated with the Class S shares of the Thrivent Multidimensional Income Fund in order to limit the Total Annual Fund Operating Expenses After Fee Waivers and/or Expense Reimbursements to an annual rate of 0.85% of the average daily net assets of the Class S shares. This contractual provision, however, may be terminated before the indicated termination date upon the mutual agreement between the Independent Trustees of the Fund and the Adviser.

### Example

This example is intended to help you compare the cost of investing in the Fund with the cost of investing in other mutual funds.

The example assumes that you invest \$10,000 in the Fund for the time periods indicated and then redeem all of your shares at the end of those periods. In addition, the example for the 1 Year period reflects the effect of the contractual fee waiver and/or expense reimbursement. The example also assumes that your investment has a 5% return each year, and that the Fund's operating expenses remain the same. Although your actual cost may be higher or lower, based on these assumptions your cost would be:

1 Year	3 Years	5 Years	10 Years
\$119	\$480	\$865	\$1,944

### Portfolio Turnover

The Fund pays transaction costs, such as commissions, when it buys and sells securities (or "turns over" its portfolio). A higher portfolio turnover rate may indicate higher transaction costs and may result in higher taxes when Fund shares are held in a taxable account. These costs, which are not reflected in annual fund operating expenses or in the example, affect the Fund's performance. During the most recent fiscal year, the Fund's portfolio turnover rate was 61% of the average value of its portfolio.

### Principal Strategies

The Fund seeks to achieve its investment objectives by allocating assets across multiple income and growth producing asset classes and strategies. Debt securities in which the Fund invests include high yield, high risk bonds, notes, debentures and other debt obligations commonly known as "junk bonds." At the time of purchase, these high-yield securities are rated within or below the "BB" major rating category by S&P or the "Ba" major rating category by Moody's or are unrated but considered to be of comparable quality by the Adviser. The Fund will also implement its investment strategy by investing in convertible bonds and U.S. dollar denominated emerging markets sovereign debt.

The Fund also plans to invest in income-producing equity securities such as preferred stock, shares of closed-end funds ("CEFs"), and exchange-traded funds ("ETFs"). CEFs are investment companies that issue a fixed number of shares that trade on a stock exchange or over-the-counter, typically at a premium or a discount to their net asset value. ETFs are investment companies generally designed to track the performance of a securities or other index or benchmark. The Fund may also pursue its investment strategy by investing in other mutual funds, including funds managed by the Adviser and unaffiliated funds.

The Fund may invest in other securities such as investment-grade corporate bonds, asset-backed securities, and mortgage-backed securities. The Fund utilizes derivatives primarily in the form of U.S. Treasury futures contracts in order to manage the Fund's duration, or interest rate risk. The Fund may enter into derivatives contracts traded on exchanges or in the over the counter market.

The Adviser uses fundamental, quantitative and technical investment research techniques to determine what to buy and sell. Fundamental techniques assess a security's value based on an issuer's financial profile, management, and business prospects while quantitative and technical techniques involve a more data-oriented analysis of financial information, market trends and price movements. The Adviser may consider environmental, social, and governance (ESG) factors as part of its investment analysis and decision-making processes for the Fund.

## Principal Risks

The Fund is subject to the following principal investment risks, which you should review carefully and in entirety. The Fund may not achieve its investment objective and you could lose money by investing in the Fund.

**Interest Rate Risk.** Interest rate risk is the risk that prices of debt securities decline in value when interest rates rise for debt securities that pay a fixed rate of interest. Debt securities with longer durations (a measure of price sensitivity of a bond or bond fund to changes in interest rates) or maturities (i.e., the amount of time until a bond's issuer must pay its principal or face value) tend to be more sensitive to changes in interest rates than debt securities with shorter durations or maturities. Changes by the Federal Reserve to monetary policies could affect interest rates and the value of some securities. In addition, the phase out of LIBOR (the offered rate for short-term Eurodollar deposits between major international banks) by the end of 2021 could lead to increased volatility and illiquidity in certain markets that currently rely on LIBOR to determine interest rates.

**Credit Risk.** Credit risk is the risk that an issuer of a debt security to which the Fund is exposed may no longer be able or willing to pay its debt. As a result of such an event, the debt security may decline in price and affect the value of the Fund.

**High Yield Risk.** High yield securities – commonly known as “junk bonds” – to which the Fund is exposed are considered predominantly speculative with respect to the issuer's continuing ability to make principal and interest payments. If the issuer of the security is in default with respect to interest or principal payments, the value of the Fund may be negatively affected. High yield securities generally have a less liquid resale market.

**Preferred Securities Risk.** There are certain additional risks associated with investing in preferred securities, including, but not limited to, preferred securities may include provisions that permit the issuer, at its discretion, to defer or omit distributions for a stated period without any adverse consequences to the issuer; preferred securities are generally subordinated to bonds and other debt instruments in a company's capital structure in terms of having priority to corporate income and liquidation payments, and therefore will be subject to greater credit risk than more senior debt instruments; preferred securities may be substantially less liquid than many other securities, such as common stocks or U.S. Government securities; generally, traditional preferred securities offer no voting rights with respect to the issuing company unless preferred dividends have been in arrears for a specified number of periods, at which time the preferred security holders may elect a number of directors to the issuer's board; and in certain varying circumstances, an issuer of preferred securities may redeem the securities prior to a specified date.

**Closed-End Fund (“CEF”) Risk.** Investments in CEFs are subject to various risks, including reliance on management's ability to meet a CEF's investment objective and to manage a CEF's portfolio; fluctuation in the market value of a CEF's shares compared to the changes in the value of the underlying securities that the CEF owns (i.e., trading at a discount or premium to its net asset value); and that CEFs are permitted to invest in a greater amount of “illiquid” securities than typical mutual funds. The Fund is subject to a pro-rata share of the management fees and expenses of each CEF in addition to the Fund's management fees and expenses, resulting in Fund shareholders subject to higher expenses than if they invested directly in CEFs.

**Emerging Markets Risk.** The economic and political structures of developing countries in emerging markets, in most cases, do not compare favorably with the U.S. or other developed countries in terms of wealth and stability, and their financial markets often lack liquidity. Fund performance will likely be negatively affected by portfolio exposure to countries and corporations domiciled in or with revenue exposures to countries in the midst of, among other things, hyperinflation, currency devaluation, trade disagreements, sudden political upheaval, or interventionist government policies. Fund performance may also be negatively affected by portfolio exposure to countries and corporations domiciled in or with revenue exposures to countries with less developed legal, tax, regulatory, and accounting systems. Significant buying or selling actions by a few major investors may also heighten the volatility of emerging markets. These factors make investing in emerging market countries significantly riskier than in other countries, and events in any one country could cause the Fund's share price to decline.

**Foreign Securities Risk.** Foreign securities generally carry more risk and are more volatile than their domestic counterparts, in part because of potential for higher political and economic risks, lack of reliable information and fluctuations in currency exchange rates where investments are denominated in currencies other than the U.S. dollar. Certain events in foreign markets may adversely affect foreign and domestic issuers, including interruptions in the global supply chain, market closures, war, terrorism, natural disasters and outbreak of infectious diseases. The Fund's investment in any country could be subject to governmental actions such as capital or currency controls, nationalizing a company or industry, expropriating assets, or imposing punitive taxes that would have an adverse effect on security prices, and impair the Fund's ability to repatriate capital or income. Foreign securities may also be more difficult to resell than comparable U.S. securities because the markets for foreign securities are often less liquid. Even when a foreign security increases in price in its local currency, the appreciation may be diluted by adverse changes in exchange rates when the security's value is converted to U.S. dollars. Foreign withholding taxes also may apply and errors and delays may occur in the settlement process for foreign securities.

**Market Risk.** Over time, securities markets generally tend to move in cycles with periods when security prices rise and periods when security prices decline. The value of the Fund's investments may move with these cycles and, in some instances, increase or decrease more than the applicable market(s) as measured by the Fund's benchmark index(es). The securities markets may also decline because of factors that affect a particular industry or market sector, or due to impacts from domestic or global events, including the spread of infectious illness, public health threats, war, terrorism, natural disasters or similar events.

**Mortgage-Backed and Other Asset-Backed Securities Risk.** The value of mortgage-backed and asset-backed securities will be influenced by the factors affecting the housing market and the assets underlying such securities. As a result, during periods of declining asset value, difficult or frozen credit markets, swings in interest rates, or deteriorating economic conditions, mortgage-related and asset-backed securities may decline in value, face valuation difficulties, become more volatile and/or become illiquid. In addition, both mortgage-backed and asset-backed securities are sensitive to changes in the repayment patterns of the underlying security. If the principal

payment on the underlying asset is repaid faster or slower than the holder of the asset-backed or mortgage-backed security anticipates, the price of the security may fall, particularly if the holder must reinvest the repaid principal at lower rates or must continue to hold the security when interest rates rise. This effect may cause the value of the Fund to decline and reduce the overall return of the Fund.

**LIBOR Risk.** The Fund may be exposed to financial instruments that are tied to LIBOR (London Interbank Offered Rate) to determine payment obligations, financing terms or investment value. Such financial instruments may include bank loans, derivatives, floating rate securities, certain asset backed securities, and other assets or liabilities tied to LIBOR. In 2017, the head of the U.K. Financial Conduct Authority announced a desire to phase out the use of LIBOR by the end of 2021. On November 30, 2020, the administrator of LIBOR announced its intention to delay the phase out of the majority of the U.S. dollar LIBOR publications until June 30, 2023, with the remainder of LIBOR publications to still end at the end of 2021. There remains uncertainty regarding the future utilization of LIBOR and the nature of any replacement rate, and any potential effects of the transition away from LIBOR on the Fund or its investments are not known.

**Convertible Securities Risk.** Convertible securities are subject to the usual risks associated with debt securities, such as interest rate risk and credit risk. Convertible securities also react to changes in the value of the common stock into which they convert, and are thus subject to market risk. The Fund may also be forced to convert a convertible security at an inopportune time, which may decrease the Fund's return.

**Government Securities Risk.** The Fund invests in securities issued or guaranteed by the U.S. government or its agencies and instrumentalities (such as Federal Home Loan Bank, Ginnie Mae, Fannie Mae or Freddie Mac securities). Securities issued or guaranteed by Federal Home Loan Banks, Ginnie Mae, Fannie Mae or Freddie Mac are not issued directly by the U.S. government. Ginnie Mae is a wholly owned U.S. corporation that is authorized to guarantee, with the full faith and credit of the U.S. government, the timely payment of principal and interest of its securities. By contrast, securities issued or guaranteed by U.S. government-related organizations such as Federal Home Loan Banks, Fannie Mae and Freddie Mac are not backed by the full faith and credit of the U.S. government. No assurance can be given that the U.S. government would provide financial support to its agencies and instrumentalities if not required to do so by law. In addition, the value of U.S. government securities may be affected by changes in the credit rating of the U.S. government, which may be negatively impacted by rising levels of indebtedness.

**Issuer Risk.** Issuer risk is the possibility that factors specific to an issuer to which the Fund is exposed will affect the market prices of the issuer's securities and therefore the value of the Fund.

**Investment Adviser Risk.** The Fund is actively managed and the success of its investment strategy depends significantly on the skills of the Adviser in assessing the potential of the investments in which the Fund invests. This assessment of investments may prove incorrect, resulting in losses or poor performance, even in rising markets. There is also no guarantee that the Adviser will be able to effectively implement the Fund's investment objective.

**Conflicts of Interest Risk.** An investment in the Fund will be subject to a number of actual or potential conflicts of interest. For example, the Adviser or its affiliates may provide services to the Fund for which the Fund would compensate the Adviser and/or such affiliates. The Fund may invest in other pooled investment vehicles sponsored, managed, or otherwise affiliated with the Adviser, including other Funds. The Adviser may have an incentive (financial or otherwise) to enter into transactions or arrangements on behalf of the Fund with itself or its affiliates in circumstances where it might not have done so otherwise.

The Adviser or its affiliates manage other investment funds and/or accounts (including proprietary accounts) and have other clients with investment objectives and strategies that are similar to, or overlap with, the investment objective and strategy of the Fund, creating conflicts of interest in investment and allocation decisions regarding the allocation of investments that could be appropriate for the Fund and other clients of the Adviser or their affiliates.

**Sovereign Debt Risk.** Sovereign debt securities are issued or guaranteed by foreign governmental entities. These investments are subject to the risk that a governmental entity may delay or refuse to pay interest or repay principal on its sovereign debt, due, for example, to cash flow problems, insufficient foreign currency reserves, political considerations, the relative size of the governmental entity's debt position in relation to the economy or the failure to put in place economic reforms required by the International Monetary Fund or other multilateral agencies. If a governmental entity defaults, it may ask for more time in which to pay or for further loans. There is no legal process for collecting sovereign debts that a government does not pay nor are there bankruptcy proceedings through which all or part of the sovereign debt that a governmental entity has not repaid may be collected.

**Liquidity Risk.** Liquidity is the ability to sell a security relatively quickly for a price that most closely reflects the actual value of the security. Dealer inventories of bonds are at or near historic lows in relation to market size, which has the potential to decrease liquidity and increase price volatility in the fixed income markets, particularly during periods of economic or market stress. As a result of this decreased liquidity, the Fund may have to accept a lower price to sell a security, sell other securities to raise cash, or give up an investment opportunity, any of which could have a negative effect on performance.

**Derivatives Risk.** The use of derivatives (such as futures) involves additional risks and transaction costs which could leave the Fund in a worse position than if it had not used these instruments. The Fund utilizes futures on U.S. Treasuries in order to manage duration. The use of derivatives can lead to losses because of adverse movements in the price or value of the underlying asset, index or rate, which may be magnified by certain features of the contract. Changes in the value of the derivative may not correlate as intended with the underlying asset, rate or index, and the Fund could lose much more than the original amount invested. Derivatives can be highly volatile, illiquid and difficult to value. Certain derivatives may also be subject to counterparty risk, which is the risk that the other party in the transaction will not fulfill its contractual obligations due to its financial condition, market events, or other reasons.

**Other Funds Risk.** Because the Fund invests in other funds managed by the Adviser or an affiliate ("Other Funds"), the performance of the Fund is dependent, in part, upon the

performance of Other Funds in which the Fund may invest. As a result, the Fund is subject to the same risks as those faced by the Other Funds. In addition, Other Funds may be subject to additional fees and expenses that will be borne by the Fund.

**Health Crisis Risk.** The global pandemic outbreak of the novel coronavirus known as COVID-19 has resulted in substantial market volatility and global business disruption. The duration and full effects of the outbreak are uncertain and may result in trading suspensions and market closures, limit liquidity and the ability of the Fund to process shareholder redemptions, and negatively impact Fund performance. The COVID-19 outbreak and future pandemics could affect the global economy and markets in ways that cannot be foreseen and may exacerbate other types of risks, negatively impacting the value of Fund investments.

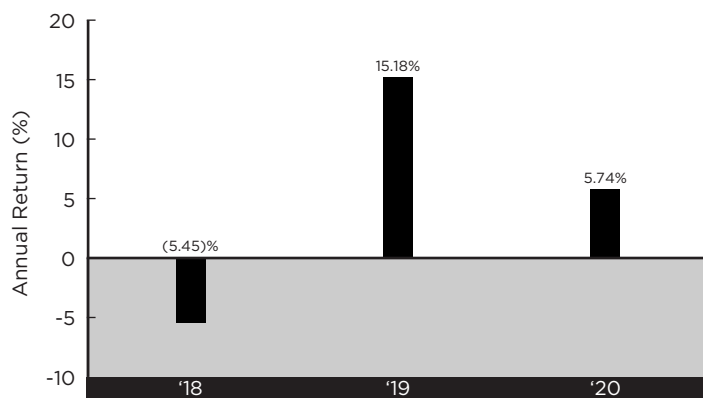
## Performance

The following bar chart and table provide an indication of the risks of investing in the Fund by showing changes in the Fund's performance from year to year and by showing how the Fund's average annual returns for the one-year period and since inception compared to broad-based securities market indices. The index descriptions appear in the "Index Descriptions" section of the prospectus. Call 800-847-4836 or visit [thriventfunds.com](http://thriventfunds.com) for performance results current to the most recent month-end.

The bar chart and the table include the effects of Fund expenses and assume that you sold your shares at the end of the period. The after-tax returns are calculated using the historical highest individual federal marginal income tax rates and do not reflect the impact of state and local taxes. Actual after-tax returns depend on an investor's tax situation and may differ from those shown, and after-tax returns are not relevant to investors who hold their Fund shares through tax-deferred arrangements, such as individual retirement accounts.

How the Fund has performed in the past (before and after taxes) is not necessarily an indication of how it will perform in the future. Performance information provides some indication of the risks of investing in the Fund by showing changes in the Fund's performance over time.

**Year-by-Year Total Return**



Best Quarter:	Q2 '20	+9.99%
Worst Quarter:	Q1 '20	(14.78)%

**Average Annual Total Returns**  
(Periods Ending December 31, 2020)

	1 Year	Since Inception (2/28/2017)
Fund (before taxes)	5.74%	5.05%
Fund (after taxes on distributions)	4.10%	3.48%
Fund (after taxes on distributions and redemptions)	3.31%	3.13%
Bloomberg Barclays U.S. Corporate High Yield Bond Index (reflects no deduction for fees, expenses or taxes)	7.11%	6.03%
Bloomberg Barclays Emerging Markets USD Sovereign Index (reflects no deduction for fees, expenses or taxes)	5.17%	5.05%
S&P U.S. Preferred Stock Total Return Index (reflects no deduction for fees, expenses or taxes)	7.97%	6.16%

## Management

### Investment Adviser(s)

The Fund is managed by Thrivent Asset Management, LLC ("Thrivent Asset Mgt." or the "Adviser").

### Portfolio Manager(s)

**Gregory R. Anderson, CFA, Stephen D. Lowe, CFA, Kent L. White, CFA** and **Theron G. Whitehorn, CFA** are jointly and primarily responsible for the day-to-day management of the Fund. Mr. Anderson has served as a portfolio manager of the Fund since February 2017. Mr. Lowe has served as a portfolio manager of the Fund since February 2018. Mr. White has served as a portfolio manager of the Fund since July 2019. Mr. Whitehorn has served as a portfolio manager of the Fund since February 2021. Mr. Anderson is Vice President, Fixed Income General Accounts. He has been with Thrivent Financial since 1997 and has served as a portfolio manager since 2000. Mr. Lowe is Chief Investment Strategist and has been with Thrivent Financial since 1997. Mr. White is the director of Investment Grade Research, and he has been with Thrivent Financial since 1999. Mr. Whitehorn is the Director of Fixed Income Quantitative Research and has been with Thrivent Financial since May 2018.

## Purchase and Sale of Fund Shares

You may purchase, redeem or exchange shares of the Fund directly from the Fund or through certain broker-dealers.

The minimum initial investment requirement for this Fund is \$2,000 and the minimum subsequent investment requirement is \$50 for taxable accounts. For IRA or tax-deferred accounts, the minimum initial investment requirement for this Fund is \$1,000 and the minimum subsequent investment requirement is \$50. These investment requirements may be different, however, for investors investing in the Fund through an automatic investment plan or through certain fee-based investment advisory programs.

You may purchase or redeem Fund shares on days that the New York Stock Exchange is open. You may conduct such transactions by mail, telephone 800-847-4836, the Internet (thrivent.com or thriventfunds.com), by wire/ACH transfer or through an automatic investment plan (for purchases) or a systematic withdrawal plan (for redemptions), subject to certain limitations.

## Tax Information

The Fund intends to make distributions that may be taxed as ordinary income or capital gains. Investing in the Fund through a retirement plan could have different tax consequences.

## Payments to Broker-Dealers and Other Financial Intermediaries

If you purchase the Fund through a broker-dealer or other financial intermediary (such as an insurance company), the Fund and its related companies may pay the intermediary for the sale of Fund shares and related services. These payments may create a conflict of interest by influencing the broker-dealer or other intermediary and your salesperson to recommend the Fund over another investment. Ask your salesperson or visit your financial intermediary's website for more information.

# Thrivent Municipal Bond Fund

TMBIX

## Investment Objective

Thrivent Municipal Bond Fund (the "Fund") seeks a high level of current income exempt from federal income taxes, consistent with capital preservation.

## Fees and Expenses

This table describes the fees and expenses that you may pay if you buy and hold shares of the Fund.

### Shareholder Fees

(fees paid directly from your investment)

Maximum Sales Charge (load) Imposed On Purchases (as a % of offering price)	None
Maximum Deferred Sales Charge (load) (as a percentage of the lower of the original purchase price or current net asset value)	None

### Annual Fund Operating Expenses

(expenses that you pay each year as a percentage of the value of your investment)

Management Fees	0.40%
Distribution and Shareholder Service (12b-1) Fees	None
Other Expenses	0.14%
Total Annual Fund Operating Expenses	0.54%

### Example

This example is intended to help you compare the cost of investing in the Fund with the cost of investing in other mutual funds.

The example assumes that you invest \$10,000 in the Fund for the time periods indicated and then redeem all of your shares at the end of those periods. The example also assumes that your investment has a 5% return each year, and that the Fund's operating expenses remain the same. Although your actual cost may be higher or lower, based on these assumptions your cost would be:

1 Year	3 Years	5 Years	10 Years
\$55	\$173	\$302	\$677

### Portfolio Turnover

The Fund pays transaction costs, such as commissions, when it buys and sells securities (or "turns over" its portfolio). A higher portfolio turnover rate may indicate higher transaction costs and may result in higher taxes when Fund shares are held in a taxable account. These costs, which are not reflected in annual fund operating expenses or in the example, affect the Fund's performance. During the most recent fiscal year, the Fund's portfolio turnover rate was 29% of the average value of its portfolio.

## Principal Strategies

Under normal market conditions, the Fund invests at least 80% of its net assets (plus the amount of any borrowing for investment purposes) in municipal bonds, the income of which is exempt from federal income taxation. The Fund may count securities that generate income subject to the alternative minimum tax toward the 80% investment requirement.

The Fund's Adviser uses fundamental, quantitative, and technical investment research techniques to determine what municipal bonds to buy and sell. Fundamental techniques assess a security's value based on an issuer's financial profile, management, and business prospects while quantitative and technical techniques involve a more data-oriented analysis of financial information, market trends and price movements. The Adviser may consider environmental, social, and governance (ESG) factors as part of its investment analysis and decision-making processes for the Fund. At the time of purchase, the Adviser generally buys investment-grade municipal bonds or unrated bonds it determines to be of comparable quality. The Fund may also invest in debt securities that, at the time of purchase, are rated within or below the "BBB" major rating category by S&P or Fitch, or the "Baa" major rating category by Moody's, or are unrated but considered to be of comparable quality by the Adviser. The Fund uses an interest rate management technique that includes the purchase and sale of U.S. Treasury futures contracts for the purpose of managing the duration, or interest rate risk, of the Fund.

## Principal Risks

The Fund is subject to the following principal investment risks, which you should review carefully and in entirety. The Fund may not achieve its investment objective and you could lose money by investing in the Fund.

**Municipal Bond Risk.** The Fund's performance may be affected by political and economic conditions at the state, regional or federal level. These may include budgetary problems, decline in the tax base and other factors that may cause rating agencies to downgrade the credit ratings on certain issues. Bonds may also exhibit price fluctuations due to changes in interest rate or bond yield levels. Some municipal bonds may be repaid prior to maturity if interest rates decrease. As a result, the value of the Fund's shares may fluctuate significantly in the short term.

**Interest Rate Risk.** Interest rate risk is the risk that prices of debt securities decline in value when interest rates rise for debt securities that pay a fixed rate of interest. Debt securities with longer durations (a measure of price sensitivity of a bond or bond fund to changes in interest rates) or maturities (i.e., the amount of time until a bond's issuer must pay its principal or face value) tend to be more sensitive to changes in interest rates than debt securities with shorter durations or maturities. Changes by the Federal Reserve to monetary policies could affect interest rates and the value of some securities. In addition, the phase out of LIBOR (the offered rate for short-term Eurodollar deposits between major international banks) by the end of 2021 could

lead to increased volatility and illiquidity in certain markets that currently rely on LIBOR to determine interest rates.

**Tax Risk.** Changes in federal income tax laws or rates may affect both the net asset value of the Fund and the taxable equivalent interest generated from securities in the Fund. Since the Fund may invest in municipal securities subject to the federal alternative minimum tax without limitation, the Fund may not be suitable for investors who already are or could be subject to the federal alternative minimum tax.

**Credit Risk.** Credit risk is the risk that an issuer of a debt security to which the Fund is exposed may no longer be able or willing to pay its debt. As a result of such an event, the debt security may decline in price and affect the value of the Fund.

**Futures Contract Risk.** The value of a futures contract tends to increase and decrease in tandem with the value of the underlying instrument. The price of futures can be highly volatile; using them could lower total return, and the potential loss from futures can exceed the Fund's initial investment in such contracts. In addition, the value of the futures contract may not accurately track the value of the underlying instrument.

**Market Risk.** Over time, securities markets generally tend to move in cycles with periods when security prices rise and periods when security prices decline. The value of the Fund's investments may move with these cycles and, in some instances, increase or decrease more than the applicable market(s) as measured by the Fund's benchmark index(es). The securities markets may also decline because of factors that affect a particular industry or market sector, or due to impacts from domestic or global events, including the spread of infectious illness, public health threats, war, terrorism, natural disasters or similar events.

**LIBOR Risk.** The Fund may be exposed to financial instruments that are tied to LIBOR (London Interbank Offered Rate) to determine payment obligations, financing terms or investment value. Such financial instruments may include bank loans, derivatives, floating rate securities, certain asset backed securities, and other assets or liabilities tied to LIBOR. In 2017, the head of the U.K. Financial Conduct Authority announced a desire to phase out the use of LIBOR by the end of 2021. On November 30, 2020, the administrator of LIBOR announced its intention to delay the phase out of the majority of the U.S. dollar LIBOR publications until June 30, 2023, with the remainder of LIBOR publications to still end at the end of 2021. There remains uncertainty regarding the future utilization of LIBOR and the nature of any replacement rate, and any potential effects of the transition away from LIBOR on the Fund or its investments are not known.

**High Yield Risk.** High yield securities – commonly known as “junk bonds” – to which the Fund is exposed are considered predominantly speculative with respect to the issuer's continuing ability to make principal and interest payments. If the issuer of the security is in default with respect to interest or principal payments, the value of the Fund may be negatively affected. High yield securities generally have a less liquid resale market.

**Liquidity Risk.** Liquidity is the ability to sell a security relatively quickly for a price that most closely reflects the actual value of the security. Brokers and dealers have decreased their inventories of municipal bonds in recent years. This could limit the Adviser's ability to buy or sell these bonds and increase price

volatility and trading costs, particularly during periods of economic or market stress. In addition, recent federal banking regulations may cause certain dealers to reduce their inventories of municipal bonds, which may further decrease the Adviser's ability to buy or sell bonds. As a result, the Adviser may be forced to accept a lower price to sell a security, to sell other securities to raise cash, or to give up an investment opportunity, any of which could have a negative effect on performance.

**Investment Adviser Risk.** The Fund is actively managed and the success of its investment strategy depends significantly on the skills of the Adviser in assessing the potential of the investments in which the Fund invests. This assessment of investments may prove incorrect, resulting in losses or poor performance, even in rising markets. There is also no guarantee that the Adviser will be able to effectively implement the Fund's investment objective.

**Health Crisis Risk.** The global pandemic outbreak of the novel coronavirus known as COVID-19 has resulted in substantial market volatility and global business disruption. The duration and full effects of the outbreak are uncertain and may result in trading suspensions and market closures, limit liquidity and the ability of the Fund to process shareholder redemptions, and negatively impact Fund performance. The COVID-19 outbreak and future pandemics could affect the global economy and markets in ways that cannot be foreseen and may exacerbate other types of risks, negatively impacting the value of Fund investments.

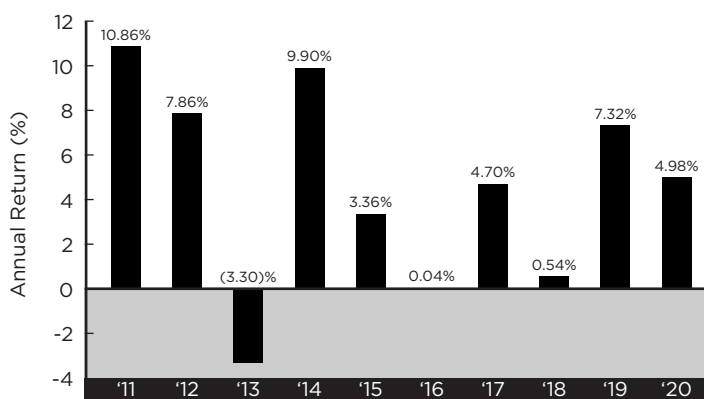
## Performance

The following bar chart and table provide an indication of the risks of investing in the Fund by showing changes in the Fund's performance from year to year and by showing how the Fund's average annual returns for one-, five- and ten-year periods compared to a broad-based securities market index. The index description appears in the “Index Descriptions” section of the prospectus. Call 800-847-4836 or visit [thriventfunds.com](http://thriventfunds.com) for performance results current to the most recent month-end.

The bar chart and the table include the effects of Fund expenses and assume that you sold your shares at the end of the period. The after-tax returns are calculated using the historical highest individual federal marginal income tax rates and do not reflect the impact of state and local taxes. Actual after-tax returns depend on an investor's tax situation and may differ from those shown, and after-tax returns are not relevant to investors who hold their Fund shares through tax-deferred arrangements, such as individual retirement accounts.

How the Fund has performed in the past (before and after taxes) is not necessarily an indication of how it will perform in the future. Performance information provides some indication of the risks of investing in the Fund by showing changes in the Fund's performance over time.

### Year-by-Year Total Return



Best Quarter: Q3 '11 +4.11%  
 Worst Quarter: Q2 '13 (3.63)%

### Average Annual Total Returns (Periods Ending December 31, 2020)

	1 Year	5 Years	10 Years
Fund (before taxes)	4.98%	3.48%	4.54%
Fund (after taxes on distributions)	4.98%	3.47%	4.53%
Fund (after taxes on distributions and redemptions)	4.21%	3.45%	4.38%
Bloomberg Barclays Municipal Bond Index (reflects no deduction for fees, expenses or taxes)	5.21%	3.91%	4.63%

## Management

### Investment Adviser(s)

The Fund is managed by Thrivent Asset Management, LLC ("Thrivent Asset Mgt." or the "Adviser").

### Portfolio Manager(s)

**Janet I. Grangaard, CFA** is primarily responsible for the day-to-day management of the Fund. Ms. Grangaard has served

as portfolio manager of the Fund since April 2002. She has been with Thrivent Financial since 1988 and has served as a portfolio manager since 1994.

## Purchase and Sale of Fund Shares

You may purchase, redeem or exchange shares of the Fund directly from the Fund or through certain broker-dealers.

The minimum initial investment requirement for this Fund is \$2,000 and the minimum subsequent investment requirement is \$50 for taxable accounts. For IRA or tax-deferred accounts, the minimum initial investment requirement for this Fund is \$1,000 and the minimum subsequent investment requirement is \$50. These investment requirements may be different, however, for investors investing in the Fund through an automatic investment plan or through certain fee-based investment advisory programs.

You may purchase or redeem Fund shares on days that the New York Stock Exchange is open. You may conduct such transactions by mail, telephone 800-847-4836, the Internet (thrivent.com or thriventfunds.com), by wire/ACH transfer or through an automatic investment plan (for purchases) or a systematic withdrawal plan (for redemptions), subject to certain limitations.

## Tax Information

The Fund generally intends to distribute tax-exempt income, although it may also make distributions that are taxed as ordinary income or capital gains. Investing in the Fund through a retirement plan could have different tax consequences.

## Payments to Broker-Dealers and Other Financial Intermediaries

If you purchase the Fund through a broker-dealer or other financial intermediary (such as an insurance company), the Fund and its related companies may pay the intermediary for the sale of Fund shares and related services. These payments may create a conflict of interest by influencing the broker-dealer or other intermediary and your salesperson to recommend the Fund over another investment. Ask your salesperson or visit your financial intermediary's website for more information.



# Thrivent Opportunity Income Plus Fund

IIINX

## Investment Objective

Thrivent Opportunity Income Plus Fund (the "Fund") seeks a high level of current income, consistent with capital preservation.

## Fees and Expenses

This table describes the fees and expenses that you may pay if you buy and hold shares of the Fund.

### Shareholder Fees

(fees paid directly from your investment)

Maximum Sales Charge (load) Imposed On Purchases (as a % of offering price)	None
Maximum Deferred Sales Charge (load) (as a percentage of the lower of the original purchase price or current net asset value)	None

### Annual Fund Operating Expenses

(expenses that you pay each year as a percentage of the value of your investment)

Management Fees	0.43%
Distribution and Shareholder Service (12b-1) Fees	None
Other Expenses	0.18%
Acquired Fund Fees and Expenses	0.03%
Total Annual Fund Operating Expenses	0.64%

### Example

This example is intended to help you compare the cost of investing in the Fund with the cost of investing in other mutual funds.

The example assumes that you invest \$10,000 in the Fund for the time periods indicated and then redeem all of your shares at the end of those periods. The example also assumes that your investment has a 5% return each year, and that the Fund's operating expenses remain the same. Although your actual cost may be higher or lower, based on these assumptions your cost would be:

1 Year	3 Years	5 Years	10 Years
\$65	\$205	\$357	\$798

### Portfolio Turnover

The Fund pays transaction costs, such as commissions, when it buys and sells securities (or "turns over" its portfolio). A higher portfolio turnover rate may indicate higher transaction costs and may result in higher taxes when Fund shares are held in a taxable account. These costs, which are not reflected in annual fund operating expenses or in the example, affect the Fund's performance. During the most recent fiscal year, the Fund's portfolio turnover rate was 186% of the average value of its portfolio.

## Principal Strategies

Under normal circumstances, the Fund primarily invests in a broad range of debt securities.

The debt securities in which the Fund invests may be of any maturity or credit quality, including high yield, high risk bonds, notes, debentures and other debt obligations commonly known as "junk bonds." At the time of purchase, these high-yield securities are rated within or below the "BB" major rating category by S&P or the "Ba" major rating category by Moody's or are unrated but considered to be of comparable quality by the Adviser. The Fund may also invest in leveraged loans, which are senior secured loans that are made by banks or other lending institutions to companies that are rated below investment grade. The Fund may also invest in investment-grade corporate bonds, asset-backed securities, mortgage-backed securities (including commercially backed ones), sovereign and emerging market debt (both U.S. dollar and non-U.S. dollar denominated), preferred stock, and other types of securities.

The Fund utilizes derivatives primarily in the form of U.S. Treasury futures contracts in order to manage the Fund's duration, or interest rate risk. The Fund may enter into derivatives contracts traded on exchanges or in the over the counter market.

The Fund may invest in foreign securities, including those of issuers in emerging markets. An "emerging market" country is any country determined by the Adviser to have an emerging market economy, considering factors such as the country's credit rating, its political and economic stability and the development of its financial and capital markets.

The Fund may invest in exchange-traded funds ("ETFs"), which are investment companies generally designed to track the performance of a securities or other index or benchmark.

The Fund may also pursue its investment strategy by investing in other mutual funds managed by the Adviser.

The Adviser uses fundamental, quantitative and technical investment research techniques to determine what to buy and sell. Fundamental techniques assess a security's value based on an issuer's financial profile, management, and business prospects while quantitative and technical techniques involve a more data-oriented analysis of financial information, market trends and price movements. The Adviser may consider environmental, social, and governance (ESG) factors as part of its investment analysis and decision-making processes for the Fund.

## Principal Risks

The Fund is subject to the following principal investment risks, which you should review carefully and in entirety. The Fund may not achieve its investment objective and you could lose money by investing in the Fund.

**Interest Rate Risk.** Interest rate risk is the risk that prices of debt securities decline in value when interest rates rise for debt securities that pay a fixed rate of interest. Debt securities with longer durations (a measure of price sensitivity of a bond or bond

fund to changes in interest rates) or maturities (i.e., the amount of time until a bond's issuer must pay its principal or face value) tend to be more sensitive to changes in interest rates than debt securities with shorter durations or maturities. Changes by the Federal Reserve to monetary policies could affect interest rates and the value of some securities. In addition, the phase out of LIBOR (the offered rate for short-term Eurodollar deposits between major international banks) by the end of 2021 could lead to increased volatility and illiquidity in certain markets that currently rely on LIBOR to determine interest rates.

**Credit Risk.** Credit risk is the risk that an issuer of a debt security to which the Fund is exposed may no longer be able or willing to pay its debt. As a result of such an event, the debt security may decline in price and affect the value of the Fund.

**Mortgage-Backed and Other Asset-Backed Securities Risk.** The value of mortgage-backed and asset-backed securities will be influenced by the factors affecting the housing market and the assets underlying such securities. As a result, during periods of declining asset value, difficult or frozen credit markets, swings in interest rates, or deteriorating economic conditions, mortgage-related and asset-backed securities may decline in value, face valuation difficulties, become more volatile and/or become illiquid. In addition, both mortgage-backed and asset-backed securities are sensitive to changes in the repayment patterns of the underlying security. If the principal payment on the underlying asset is repaid faster or slower than the holder of the asset-backed or mortgage-backed security anticipates, the price of the security may fall, particularly if the holder must reinvest the repaid principal at lower rates or must continue to hold the security when interest rates rise. This effect may cause the value of the Fund to decline and reduce the overall return of the Fund.

**Leveraged Loan Risk.** Leveraged loans (also known as bank loans) are subject to the risks typically associated with debt securities. In addition, leveraged loans, which typically hold a senior position in the capital structure of a borrower, are subject to the risk that a court could subordinate such loans to presently existing or future indebtedness or take other action detrimental to the holders of leveraged loans. Leveraged loans are also subject to the risk that the value of the collateral, if any, securing a loan may decline, be insufficient to meet the obligations of the borrower, or be difficult to liquidate. Some leveraged loans are not as easily purchased or sold as publicly-traded securities and others are illiquid, which may make it more difficult for the Fund to value them or dispose of them at an acceptable price. Below investment-grade leveraged loans are typically more credit sensitive. In the event of fraud or misrepresentation, the Fund may not be protected under federal securities laws with respect to leveraged loans that may not be in the form of "securities." The settlement period for some leveraged loans may be more than seven days.

**LIBOR Risk.** The Fund may be exposed to financial instruments that are tied to LIBOR (London Interbank Offered Rate) to determine payment obligations, financing terms or investment value. Such financial instruments may include bank loans, derivatives, floating rate securities, certain asset backed securities, and other assets or liabilities tied to LIBOR. In 2017, the head of the U.K. Financial Conduct Authority announced a desire to phase out the use of LIBOR by the end of 2021. On November 30, 2020, the administrator of LIBOR announced its intention to delay the phase out of the majority of the U.S. dollar

LIBOR publications until June 30, 2023, with the remainder of LIBOR publications to still end at the end of 2021. There remains uncertainty regarding the future utilization of LIBOR and the nature of any replacement rate, and any potential effects of the transition away from LIBOR on the Fund or its investments are not known.

**Prepayment Risk.** When interest rates fall, certain obligations will be paid off by the obligor more quickly than originally anticipated, and a Fund may have to invest the proceeds in securities with lower yields. In periods of falling interest rates, the rate of prepayments tends to increase (as does price fluctuation) as borrowers are motivated to pay off debt and refinance at new lower rates. During such periods, reinvestment of the prepayment proceeds by the management team will generally be at lower rates of return than the return on the assets that were prepaid. Prepayment generally reduces the yield to maturity and the average life of the security.

**High Yield Risk.** High yield securities – commonly known as "junk bonds" – to which the Fund is exposed are considered predominantly speculative with respect to the issuer's continuing ability to make principal and interest payments. If the issuer of the security is in default with respect to interest or principal payments, the value of the Fund may be negatively affected. High yield securities generally have a less liquid resale market.

**Allocation Risk.** The Fund's investment performance depends upon how its assets are allocated across broad asset categories and applicable sub-classes within such categories. Some broad asset categories and sub-classes may perform below expectations or the securities markets generally over short and extended periods. Therefore, a principal risk of investing in the Fund is that the allocation strategies used and the allocation decisions made will not produce the desired results.

**Foreign Securities Risk.** Foreign securities generally carry more risk and are more volatile than their domestic counterparts, in part because of potential for higher political and economic risks, lack of reliable information and fluctuations in currency exchange rates where investments are denominated in currencies other than the U.S. dollar. Certain events in foreign markets may adversely affect foreign and domestic issuers, including interruptions in the global supply chain, market closures, war, terrorism, natural disasters and outbreak of infectious diseases. The Fund's investment in any country could be subject to governmental actions such as capital or currency controls, nationalizing a company or industry, expropriating assets, or imposing punitive taxes that would have an adverse effect on security prices, and impair the Fund's ability to repatriate capital or income. Foreign securities may also be more difficult to resell than comparable U.S. securities because the markets for foreign securities are often less liquid. Even when a foreign security increases in price in its local currency, the appreciation may be diluted by adverse changes in exchange rates when the security's value is converted to U.S. dollars. Foreign withholding taxes also may apply and errors and delays may occur in the settlement process for foreign securities.

**Emerging Markets Risk.** The economic and political structures of developing countries in emerging markets, in most cases, do not compare favorably with the U.S. or other developed countries in terms of wealth and stability, and their financial markets often lack liquidity. Fund performance will likely be negatively affected by portfolio exposure to countries and corporations domiciled in or with revenue exposures to countries in the midst of, among

other things, hyperinflation, currency devaluation, trade disagreements, sudden political upheaval, or interventionist government policies. Fund performance may also be negatively affected by portfolio exposure to countries and corporations domiciled in or with revenue exposures to countries with less developed legal, tax, regulatory, and accounting systems. Significant buying or selling actions by a few major investors may also heighten the volatility of emerging markets. These factors make investing in emerging market countries significantly riskier than in other countries, and events in any one country could cause the Fund's share price to decline.

**Sovereign Debt Risk.** Sovereign debt securities are issued or guaranteed by foreign governmental entities. These investments are subject to the risk that a governmental entity may delay or refuse to pay interest or repay principal on its sovereign debt, due, for example, to cash flow problems, insufficient foreign currency reserves, political considerations, the relative size of the governmental entity's debt position in relation to the economy or the failure to put in place economic reforms required by the International Monetary Fund or other multilateral agencies. If a governmental entity defaults, it may ask for more time in which to pay or for further loans. There is no legal process for collecting sovereign debts that a government does not pay nor are there bankruptcy proceedings through which all or part of the sovereign debt that a governmental entity has not repaid may be collected.

**Market Risk.** Over time, securities markets generally tend to move in cycles with periods when security prices rise and periods when security prices decline. The value of the Fund's investments may move with these cycles and, in some instances, increase or decrease more than the applicable market(s) as measured by the Fund's benchmark index(es). The securities markets may also decline because of factors that affect a particular industry or market sector, or due to impacts from domestic or global events, including the spread of infectious illness, public health threats, war, terrorism, natural disasters or similar events.

**Other Funds Risk.** Because the Fund invests in other funds managed by the Adviser or an affiliate ("Other Funds"), the performance of the Fund is dependent, in part, upon the performance of Other Funds in which the Fund may invest. As a result, the Fund is subject to the same risks as those faced by the Other Funds. In addition, Other Funds may be subject to additional fees and expenses that will be borne by the Fund.

**Investment Adviser Risk.** The Fund is actively managed and the success of its investment strategy depends significantly on the skills of the Adviser in assessing the potential of the investments in which the Fund invests. This assessment of investments may prove incorrect, resulting in losses or poor performance, even in rising markets. There is also no guarantee that the Adviser will be able to effectively implement the Fund's investment objective.

**Conflicts of Interest Risk.** An investment in the Fund will be subject to a number of actual or potential conflicts of interest. For example, the Adviser or its affiliates may provide services to the Fund for which the Fund would compensate the Adviser and/or such affiliates. The Fund may invest in other pooled investment vehicles sponsored, managed, or otherwise affiliated with the Adviser, including other Funds. The Adviser may have an incentive (financial or otherwise) to enter into transactions or

arrangements on behalf of the Fund with itself or its affiliates in circumstances where it might not have done so otherwise.

The Adviser or its affiliates manage other investment funds and/or accounts (including proprietary accounts) and have other clients with investment objectives and strategies that are similar to, or overlap with, the investment objective and strategy of the Fund, creating conflicts of interest in investment and allocation decisions regarding the allocation of investments that could be appropriate for the Fund and other clients of the Adviser or their affiliates.

**Issuer Risk.** Issuer risk is the possibility that factors specific to an issuer to which the Fund is exposed will affect the market prices of the issuer's securities and therefore the value of the Fund.

**Liquidity Risk.** Liquidity is the ability to sell a security relatively quickly for a price that most closely reflects the actual value of the security. Dealer inventories of bonds are at or near historic lows in relation to market size, which has the potential to decrease liquidity and increase price volatility in the fixed income markets, particularly during periods of economic or market stress. As a result of this decreased liquidity, the Fund may have to accept a lower price to sell a security, sell other securities to raise cash, or give up an investment opportunity, any of which could have a negative effect on performance.

**Derivatives Risk.** The use of derivatives (such as futures) involves additional risks and transaction costs which could leave the Fund in a worse position than if it had not used these instruments. The Fund utilizes futures on U.S. Treasuries in order to manage duration. The use of derivatives can lead to losses because of adverse movements in the price or value of the underlying asset, index or rate, which may be magnified by certain features of the contract. Changes in the value of the derivative may not correlate as intended with the underlying asset, rate or index, and the Fund could lose much more than the original amount invested. Derivatives can be highly volatile, illiquid and difficult to value. Certain derivatives may also be subject to counterparty risk, which is the risk that the other party in the transaction will not fulfill its contractual obligations due to its financial condition, market events, or other reasons.

**ETF Risk.** An ETF is subject to the risks of the underlying investments that it holds. In addition, for index-based ETFs, the performance of an ETF may diverge from the performance of such index (commonly known as tracking error). ETFs are subject to fees and expenses (like management fees and operating expenses) that do not apply to an index, and the Fund will indirectly bear its proportionate share of any such fees and expenses paid by the ETFs in which it invests. Because ETFs trade on an exchange, there is a risk that an ETF will trade at a discount to net asset value or that investors will fail to bring the trading price in line with the underlying shares (known as the arbitrage mechanism).

**Portfolio Turnover Rate Risk.** The Fund may engage in active and frequent trading of portfolio securities in implementing its principal investment strategies. A high rate of portfolio turnover (100% or more) involves correspondingly greater expenses which are borne by the Fund and its shareholders and may also result in short-term capital gains taxable to shareholders.

**Health Crisis Risk.** The global pandemic outbreak of the novel coronavirus known as COVID-19 has resulted in substantial

market volatility and global business disruption. The duration and full effects of the outbreak are uncertain and may result in trading suspensions and market closures, limit liquidity and the ability of the Fund to process shareholder redemptions, and negatively impact Fund performance. The COVID-19 outbreak and future pandemics could affect the global economy and markets in ways that cannot be foreseen and may exacerbate other types of risks, negatively impacting the value of Fund investments.

## Performance

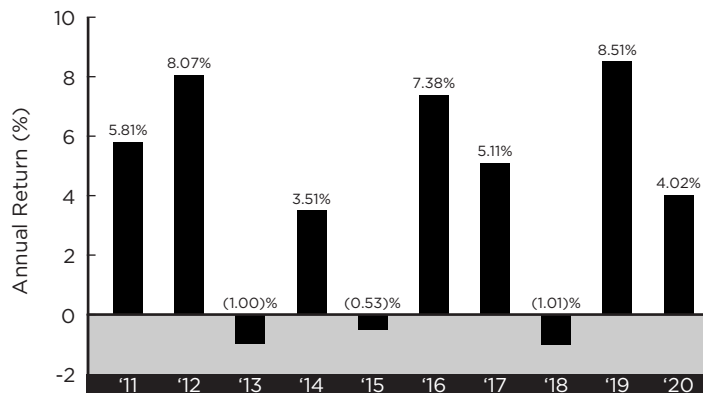
The following bar chart and table provide an indication of the risks of investing in the Fund by showing changes in the Fund's performance from year to year and by showing how the Fund's average annual returns for one-, five- and ten-year periods compared to broad-based securities market indices. The index descriptions appear in the "Index Descriptions" section of the prospectus. Call 800-847-4836 or visit [thriventfunds.com](http://thriventfunds.com) for performance results current to the most recent month-end.

The bar chart and the table include the effects of Fund expenses and assume that you sold your shares at the end of the period. The after-tax returns are calculated using the historical highest individual federal marginal income tax rates and do not reflect the impact of state and local taxes. Actual after-tax returns depend on an investor's tax situation and may differ from those shown, and after-tax returns are not relevant to investors who hold their Fund shares through tax-deferred arrangements, such as individual retirement accounts.

Effective August 16, 2013, based on approval of the Fund's Board of Trustees and notice to Fund shareholders, the Fund's principal strategies were changed, which had the effect of changing the types of debt securities in which the Fund may invest. At the same time, the Fund's name changed from Thrivent Core Bond Fund to Thrivent Opportunity Income Plus Fund. As a result, performance information presented below with respect to periods prior to August 16, 2013, reflects the performance of an investment portfolio that was materially different from the investment portfolio of the Fund.

How the Fund has performed in the past (before and after taxes) is not necessarily an indication of how it will perform in the future. Performance information provides some indication of the risks of investing in the Fund by showing changes in the Fund's performance over time.

**Year-by-Year Total Return**



Best Quarter:	Q2 '20	+6.63%
Worst Quarter:	Q1 '20	(7.80)%

**Average Annual Total Returns**  
(Periods Ending December 31, 2020)

	1 Year	5 Years	10 Years
Fund (before taxes)	4.02%	4.75%	3.93%
Fund (after taxes on distributions)	2.62%	3.12%	2.42%
Fund (after taxes on distributions and redemptions)	2.35%	2.92%	2.36%
Bloomberg Barclays Mortgage-Backed Securities Index (reflects no deduction for fees, expenses or taxes)	3.87%	3.05%	3.01%
Bloomberg Barclays U.S. High Yield Ba/B 2% Issuer Capped Index (reflects no deduction for fees, expenses or taxes)	7.67%	8.22%	6.82%
S&P/LSTA Leveraged Loan Index (reflects no deduction for fees, expenses or taxes)	3.12%	5.24%	4.32%

## Management

### Investment Adviser(s)

The Fund is managed by Thrivent Asset Management, LLC ("Thrivent Asset Mgt." or the "Adviser").

### Portfolio Manager(s)

**Gregory R. Anderson, CFA, Conrad E. Smith, CFA, Kent L. White, CFA, Stephen D. Lowe, CFA and Theron G. Whitehorn, CFA** are jointly and primarily responsible for the day-to-day management of the Fund. Mr. Anderson has served as a portfolio manager of the Fund since April 2005. Mr. Smith has served as a portfolio manager of the Fund since August 2013. Mr. White has served as a portfolio manager of the Fund since May 2015. Mr. Lowe has served as a portfolio manager of the Fund since February 2018. Mr. Whitehorn has served as a portfolio manager of the Fund since February 2021. Mr. Anderson is Vice President, Fixed Income General Accounts. He has been with Thrivent Financial since 1997 and has served as a portfolio manager since 2000. Mr. Smith has been with Thrivent Financial since 2004 and also manages the leveraged loan portfolio and the high yield bond portfolio of Thrivent Financial's general account. Mr. White is the Director of Investment Grade Research at Thrivent Financial and has been with the firm since 1999. Mr. Lowe is Chief Investment Strategist and has been with Thrivent Financial since 1997. Mr. Whitehorn is the Director of Fixed Income Quantitative Research and has been with Thrivent Financial since May 2018.

## Purchase and Sale of Fund Shares

You may purchase, redeem or exchange shares of the Fund directly from the Fund or through certain broker-dealers.

The minimum initial investment requirement for this Fund is \$2,000 and the minimum subsequent investment requirement is \$50 for taxable accounts. For IRA or tax-deferred accounts, the minimum initial investment requirement for this Fund is \$1,000 and the minimum subsequent investment requirement is \$50. These investment requirements may be different, however, for investors investing in the Fund through an automatic investment plan or through certain fee-based investment advisory programs.

You may purchase or redeem Fund shares on days that the New York Stock Exchange is open. You may conduct such transactions by mail, telephone 800-847-4836, the Internet ([thrivent.com](http://thrivent.com) or [thriventfunds.com](http://thriventfunds.com)), by wire/ACH transfer or through an automatic investment plan (for purchases) or a systematic withdrawal plan (for redemptions), subject to certain limitations.

## Tax Information

The Fund intends to make distributions that may be taxed as ordinary income or capital gains. Investing in the Fund through a retirement plan could have different tax consequences.

## Payments to Broker-Dealers and Other Financial Intermediaries

If you purchase the Fund through a broker-dealer or other financial intermediary (such as an insurance company), the Fund and its related companies may pay the intermediary for the sale of Fund shares and related services. These payments may create a conflict of interest by influencing the broker-dealer or other intermediary and your salesperson to recommend the Fund over another investment. Ask your salesperson or visit your financial intermediary's website for more information.

# Thrivent Small Cap Growth Fund

TSCGX

## Investment Objective

Thrivent Small Cap Growth Fund (the "Fund") seeks long-term capital growth. The Fund's investment objective may be changed without shareholder approval.

## Fees and Expenses

This table describes the fees and expenses that you may pay if you buy and hold shares of the Fund.

### Shareholder Fees

(fees paid directly from your investment)

Maximum Sales Charge (load) Imposed On Purchases (as a % of offering price)	None
Maximum Deferred Sales Charge (load) (as a percentage of the lower of the original purchase price or current net asset value)	None

### Annual Fund Operating Expenses

(expenses that you pay each year as a percentage of the value of your investment)

Management Fees	0.80%
Distribution and Shareholder Service (12b-1) Fees	None
Other Expenses	1.67%
Total Annual Fund Operating Expenses	2.47%
Less Fee Waivers and/or Expense Reimbursements <sup>1</sup>	1.52%
Total Annual Fund Operating Expenses After Fee Waivers and/or Expense Reimbursements	0.95%

<sup>1</sup> The Adviser has contractually agreed, through at least February 28, 2022, to waive a portion of the management fees associated with the Class S shares of the Thrivent Small Cap Growth Fund in order to limit the Total Annual Fund Operating Expenses After Fee Waivers and/or Expense Reimbursements to an annual rate of 0.95% of the average daily net assets of the Class S shares. This contractual provision, however, may be terminated before the indicated termination date upon the mutual agreement between the Independent Trustees of the Fund and the Adviser.

### Example

This example is intended to help you compare the cost of investing in the Fund with the cost of investing in other mutual funds.

The example assumes that you invest \$10,000 in the Fund for the time periods indicated and then redeem all of your shares at the end of those periods. In addition, the example for the 1 Year period reflects the effect of the contractual fee waiver and/or expense reimbursement. The example also assumes that your investment has a 5% return each year, and that the Fund's operating expenses remain the same. Although your actual cost may be higher or lower, based on these assumptions your cost would be:

1 Year	3 Years	5 Years	10 Years
\$97	\$624	\$1,178	\$2,691

## Portfolio Turnover

The Fund pays transaction costs, such as commissions, when it buys and sells securities (or "turns over" its portfolio). A higher portfolio turnover rate may indicate higher transaction costs and may result in higher taxes when Fund shares are held in a taxable account. These costs, which are not reflected in annual fund operating expenses or in the example, affect the Fund's performance. During the most recent fiscal year, the Fund's portfolio turnover rate was 49% of the average value of its portfolio.

## Principal Strategies

Under normal circumstances, the Fund invests at least 80% of its net assets (plus the amount of any borrowing for investment purposes) in equity securities of small companies. The Adviser focuses mainly in the equity securities of smaller U.S. companies which have market capitalizations equivalent to those companies included in widely known indices such as the Russell 2000<sup>®</sup> Growth Index, S&P SmallCap 600<sup>®</sup> Index, or the small company market capitalization classification published by Lipper, Inc. These companies typically have a market capitalization of less than \$6 billion. Should the Adviser change the investments used for purposes of this 80% threshold, you will be notified at least 60 days prior to the change.

The Fund seeks to achieve its investment objective by investing primarily in common stocks. The Adviser uses fundamental, quantitative, and technical investment research techniques and focuses on stocks of companies that it believes have demonstrated and believes will sustain above-average revenue and earnings growth over time, or which are expected to develop rapid sales and earnings growth in the future when compared to the economy and stock market as a whole. Many such companies are in the technology sector and the Fund may at times have a higher concentration in this industry. The Adviser may consider environmental, social, and governance (ESG) factors as part of its investment analysis and decision-making processes for the Fund.

The Adviser may sell securities for a variety of reasons, such as to secure gains, limit losses, or reposition assets to more promising opportunities.

## Principal Risks

The Fund is subject to the following principal investment risks, which you should review carefully and in entirety. The Fund may not achieve its investment objective and you could lose money by investing in the Fund.

**Small Cap Risk.** Smaller, less seasoned companies often have greater price volatility, lower trading volume, and less liquidity than larger, more established companies. These companies tend to have small revenues, narrower product lines, less management depth and experience, small shares of their product or service markets, fewer financial resources, and less competitive strength than larger companies. Such companies seldom pay significant dividends that could soften the impact of a falling market on returns.

**Growth Investing Risk.** Growth style investing includes the risk of investing in securities whose prices historically have been more volatile than other securities, especially over the short term. Growth stock prices reflect projections of future earnings or revenues and, if a company's earnings or revenues fall short of expectations, its stock price may fall dramatically.

**Equity Security Risk.** Equity securities held by the Fund may decline significantly in price, sometimes rapidly or unpredictably, over short or extended periods of time, and such declines may occur because of declines in the equity market as a whole, or because of declines in only a particular country, company, industry, or sector of the market. From time to time, the Fund may invest a significant portion of its assets in companies in one or more related sectors or industries which would make the Fund more vulnerable to adverse developments affecting such sectors or industries. Equity securities are generally more volatile than most debt securities.

**Market Risk.** Over time, securities markets generally tend to move in cycles with periods when security prices rise and periods when security prices decline. The value of the Fund's investments may move with these cycles and, in some instances, increase or decrease more than the applicable market(s) as measured by the Fund's benchmark index(es). The securities markets may also decline because of factors that affect a particular industry or market sector, or due to impacts from domestic or global events, including the spread of infectious illness, public health threats, war, terrorism, natural disasters or similar events.

**Technology-Oriented Companies Risk.** Common stocks of companies that rely extensively on technology, science or communications in their product development or operations may be more volatile than the overall stock market and may or may not move in tandem with the overall stock market. Technology, science and communications are rapidly changing fields, and stocks of these companies, especially of smaller or unseasoned companies, may be subject to more abrupt or erratic market movements than the stock market in general. There are significant competitive pressures among technology-oriented companies and the products or operations of such companies may become obsolete quickly. In addition, these companies may have limited product lines, markets or financial resources and the management of such companies may be more dependent upon one or a few key people.

**Issuer Risk.** Issuer risk is the possibility that factors specific to an issuer to which the Fund is exposed will affect the market prices of the issuer's securities and therefore the value of the Fund.

**Investment Adviser Risk.** The Fund is actively managed and the success of its investment strategy depends significantly on the skills of the Adviser in assessing the potential of the investments in which the Fund invests. This assessment of investments may prove incorrect, resulting in losses or poor performance, even in rising markets. There is also no guarantee that the Adviser will be able to effectively implement the Fund's investment objective.

**Health Crisis Risk.** The global pandemic outbreak of the novel coronavirus known as COVID-19 has resulted in substantial market volatility and global business disruption. The duration and full effects of the outbreak are uncertain and may result in trading suspensions and market closures, limit liquidity and the ability of

the Fund to process shareholder redemptions, and negatively impact Fund performance. The COVID-19 outbreak and future pandemics could affect the global economy and markets in ways that cannot be foreseen and may exacerbate other types of risks, negatively impacting the value of Fund investments.

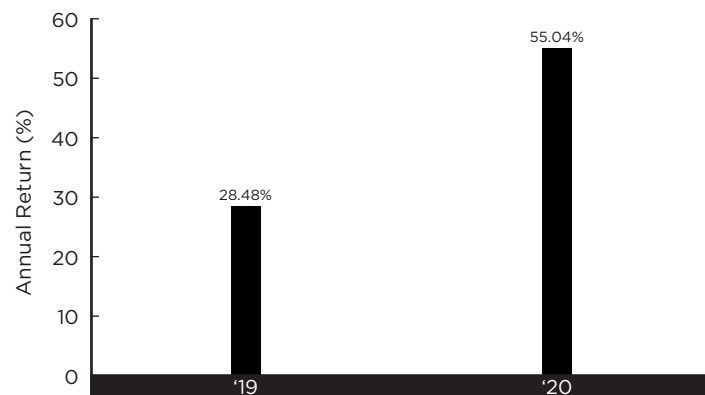
## Performance

The following bar chart and table provide an indication of the risks of investing in the Fund by showing changes in the Fund's performance from year to year and by showing how the Fund's average annual returns for the one-year period and since inception compared to broad-based securities market indices. The index descriptions appear in the "Index Descriptions" section of the prospectus. Call 800-847-4836 or visit [thriventfunds.com](http://thriventfunds.com) for performance results current to the most recent month-end.

The bar chart and the table include the effects of Fund expenses and assume that you sold your shares at the end of the period. The after-tax returns are calculated using the historical highest individual federal marginal income tax rates and do not reflect the impact of state and local taxes. Actual after-tax returns depend on an investor's tax situation and may differ from those shown, and after-tax returns are not relevant to investors who hold their Fund shares through tax-deferred arrangements, such as individual retirement accounts.

How the Fund has performed in the past (before and after taxes) is not necessarily an indication of how it will perform in the future. Performance information provides some indication of the risks of investing in the Fund by showing changes in the Fund's performance over time.

**Year-by-Year Total Return**



Best Quarter:	Q2 '20	+39.45%
Worst Quarter:	Q1 '20	(21.86)%

**Average Annual Total Returns**  
(Periods Ending December 31, 2020)

	<b>1 Year</b>	<b>Since Inception (2/28/2018)</b>
Fund (before taxes)	55.04%	24.50%
Fund (after taxes on distributions)	54.22%	23.87%
Fund (after taxes on distributions and redemptions)	33.14%	19.25%
Russell 2000 Growth Index (reflects no deduction for fees, expenses or taxes)	34.63%	16.79%
S&P SmallCap® 600 Growth Index (reflects no deduction for fees, expenses or taxes)	19.60%	12.34%

## Management

### Investment Adviser(s)

The Fund is managed by Thrivent Asset Management, LLC (“Thrivent Asset Mgt.” or the “Adviser”).

### Portfolio Manager(s)

**David J. Lettenberger, CFA** is primarily responsible for the day-to-day management of the Fund. Mr. Lettenberger has served as portfolio manager of the Fund since February 2018. Mr. Lettenberger has been a portfolio manager at Thrivent Financial since 2013, when he joined the firm.

## Purchase and Sale of Fund Shares

You may purchase, redeem or exchange shares of the Fund directly from the Fund or through certain broker-dealers.

The minimum initial investment requirement for this Fund is \$2,000 and the minimum subsequent investment requirement is \$50 for taxable accounts. For IRA or tax-deferred accounts, the minimum initial investment requirement for this Fund is \$1,000 and the minimum subsequent investment requirement is \$50. These investment requirements may be different, however, for investors investing in the Fund through an automatic investment plan or through certain fee-based investment advisory programs.

You may purchase or redeem Fund shares on days that the New York Stock Exchange is open. You may conduct such transactions by mail, telephone 800-847-4836, the Internet (thrivent.com or thriventfunds.com), by wire/ACH transfer or through an automatic investment plan (for purchases) or a systematic withdrawal plan (for redemptions), subject to certain limitations.

## Tax Information

The Fund intends to make distributions that may be taxed as ordinary income or capital gains. Investing in the Fund through a retirement plan could have different tax consequences.

## Payments to Broker-Dealers and Other Financial Intermediaries

If you purchase the Fund through a broker-dealer or other financial intermediary (such as an insurance company), the Fund and its related companies may pay the intermediary for the sale of Fund shares and related services. These payments may create a conflict of interest by influencing the broker-dealer or other intermediary and your salesperson to recommend the Fund over another investment. Ask your salesperson or visit your financial intermediary’s website for more information.



# Thrivent Small Cap Stock Fund

TSCSX

## Investment Objective

Thrivent Small Cap Stock Fund (the "Fund") seeks long-term capital growth.

## Fees and Expenses

This table describes the fees and expenses that you may pay if you buy and hold shares of the Fund.

### Shareholder Fees

(fees paid directly from your investment)

Maximum Sales Charge (load) Imposed On Purchases (as a % of offering price)	None
Maximum Deferred Sales Charge (load) (as a percentage of the lower of the original purchase price or current net asset value)	None

### Annual Fund Operating Expenses

(expenses that you pay each year as a percentage of the value of your investment)

Management Fees	0.67%
Distribution and Shareholder Service (12b-1) Fees	None
Other Expenses	0.17%
Total Annual Fund Operating Expenses	0.84%

### Example

This example is intended to help you compare the cost of investing in the Fund with the cost of investing in other mutual funds.

The example assumes that you invest \$10,000 in the Fund for the time periods indicated and then redeem all of your shares at the end of those periods. The example also assumes that your investment has a 5% return each year, and that the Fund's operating expenses remain the same. Although your actual cost may be higher or lower, based on these assumptions your cost would be:

1 Year	3 Years	5 Years	10 Years
\$86	\$268	\$466	\$1,037

### Portfolio Turnover

The Fund pays transaction costs, such as commissions, when it buys and sells securities (or "turns over" its portfolio). A higher portfolio turnover rate may indicate higher transaction costs and may result in higher taxes when Fund shares are held in a taxable account. These costs, which are not reflected in annual fund operating expenses or in the example, affect the Fund's performance. During the most recent fiscal year, the Fund's portfolio turnover rate was 67% of the average value of its portfolio.

## Principal Strategies

Under normal circumstances, the Fund invests at least 80% of its net assets (plus the amount of any borrowing for investment purposes) in equity securities of small companies. The Adviser focuses mainly in the equity securities of smaller U.S. companies which have market capitalizations equivalent to those companies included in widely known indices such as the Russell 2000<sup>®</sup> Index, S&P SmallCap 600<sup>®</sup> Index, or the small company market capitalization classifications published by Lipper, Inc. These companies typically have a market capitalization of less than \$6 billion. Should the Adviser change the investments used for purposes of this 80% threshold, you will be notified at least 60 days prior to the change.

The Fund seeks to achieve its investment objective by investing primarily in common stocks. The Adviser uses fundamental, quantitative, and technical investment research techniques to determine what securities to buy and sell. Fundamental techniques assess a security's value based on an issuer's financial profile, management, and business prospects while quantitative and technical techniques involve a more data-oriented analysis of financial information, market trends and price movements. The Adviser may consider environmental, social, and governance (ESG) factors as part of its investment analysis and decision-making processes for the Fund. The Adviser looks for small companies that, in its opinion:

- have an improving fundamental outlook;
- have capable management; and
- are financially sound.

The Adviser may sell securities for a variety of reasons, such as to secure gains, limit losses, or reposition assets to more promising opportunities.

## Principal Risks

The Fund is subject to the following principal investment risks, which you should review carefully and in entirety. The Fund may not achieve its investment objective and you could lose money by investing in the Fund.

**Small Cap Risk.** Smaller, less seasoned companies often have greater price volatility, lower trading volume, and less liquidity than larger, more established companies. These companies tend to have small revenues, narrower product lines, less management depth and experience, small shares of their product or service markets, fewer financial resources, and less competitive strength than larger companies. Such companies seldom pay significant dividends that could soften the impact of a falling market on returns.

**Equity Security Risk.** Equity securities held by the Fund may decline significantly in price, sometimes rapidly or unpredictably, over short or extended periods of time, and such declines may occur because of declines in the equity market as a whole, or because of declines in only a particular country, company, industry, or sector of the market. From time to time, the Fund may invest a significant portion of its assets in companies in one or more related sectors or industries which would make the Fund

more vulnerable to adverse developments affecting such sectors or industries. Equity securities are generally more volatile than most debt securities.

**Market Risk.** Over time, securities markets generally tend to move in cycles with periods when security prices rise and periods when security prices decline. The value of the Fund's investments may move with these cycles and, in some instances, increase or decrease more than the applicable market(s) as measured by the Fund's benchmark index(es). The securities markets may also decline because of factors that affect a particular industry or market sector, or due to impacts from domestic or global events, including the spread of infectious illness, public health threats, war, terrorism, natural disasters or similar events.

**Issuer Risk.** Issuer risk is the possibility that factors specific to an issuer to which the Fund is exposed will affect the market prices of the issuer's securities and therefore the value of the Fund.

**Investment Adviser Risk.** The Fund is actively managed and the success of its investment strategy depends significantly on the skills of the Adviser in assessing the potential of the investments in which the Fund invests. This assessment of investments may prove incorrect, resulting in losses or poor performance, even in rising markets. There is also no guarantee that the Adviser will be able to effectively implement the Fund's investment objective.

**Health Crisis Risk.** The global pandemic outbreak of the novel coronavirus known as COVID-19 has resulted in substantial market volatility and global business disruption. The duration and full effects of the outbreak are uncertain and may result in trading suspensions and market closures, limit liquidity and the ability of the Fund to process shareholder redemptions, and negatively impact Fund performance. The COVID-19 outbreak and future pandemics could affect the global economy and markets in ways that cannot be foreseen and may exacerbate other types of risks, negatively impacting the value of Fund investments.

## Performance

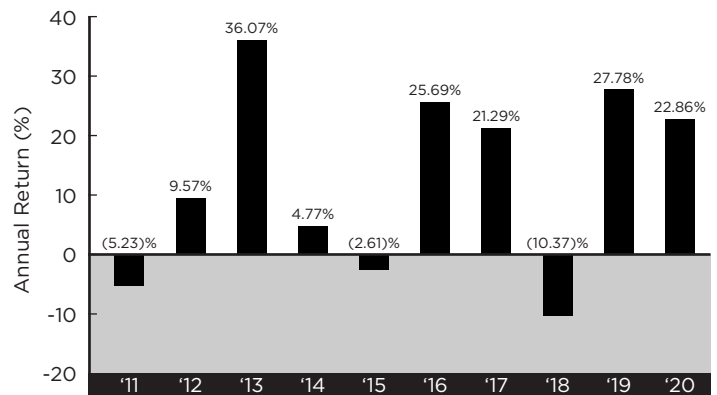
The following bar chart and table provide an indication of the risks of investing in the Fund by showing changes in the Fund's performance from year to year and by showing how the Fund's average annual returns for one-, five- and ten-year periods compared to broad-based securities market indices. The index descriptions appear in the "Index Descriptions" section of the prospectus. Call 800-847-4836 or visit [thriventfunds.com](http://thriventfunds.com) for performance results current to the most recent month-end.

The bar chart and the table include the effects of Fund expenses and assume that you sold your shares at the end of the period. The after-tax returns are calculated using the historical highest individual federal marginal income tax rates and do not reflect the impact of state and local taxes. Actual after-tax returns depend on an investor's tax situation and may differ from those shown, and after-tax returns are not relevant to investors who hold their Fund shares through tax-deferred arrangements, such as individual retirement accounts.

How the Fund has performed in the past (before and after taxes) is not necessarily an indication of how it will perform in the future. Performance information provides some indication of the risks of

investing in the Fund by showing changes in the Fund's performance over time.

### Year-by-Year Total Return



Best Quarter:	Q4 '20	+36.03%
Worst Quarter:	Q1 '20	(30.05)%

### Average Annual Total Returns (Periods Ending December 31, 2020)

	1 Year	5 Years	10 Years
Fund (before taxes)	22.86%	16.49%	11.95%
Fund (after taxes on distributions)	22.40%	14.67%	10.58%
Fund (after taxes on distributions and redemptions)	13.86%	12.93%	9.55%
S&P SmallCap® 600 Index (reflects no deduction for fees, expenses or taxes)	11.29%	12.37%	11.92%
Russell 2000® Index (reflects no deduction for fees, expenses or taxes)	19.96%	13.26%	11.20%

## Management

### Investment Adviser(s)

The Fund is managed by Thrivent Asset Management, LLC ("Thrivent Asset Mgt." or the "Adviser").

### Portfolio Manager(s)

**Matthew D. Finn, CFA** and **James M. Tinucci, CFA** are jointly and primarily responsible for the day-to-day management of the Fund. Mr. Finn has served as lead portfolio manager for the Fund since March 2013. Mr. Tinucci has served as the associate portfolio manager of the Fund since February 2015. Mr. Finn has been a portfolio manager at Thrivent Financial since 2004, when he joined Thrivent Financial. Mr. Tinucci has been with Thrivent Financial since 2014.

## Purchase and Sale of Fund Shares

You may purchase, redeem or exchange shares of the Fund directly from the Fund or through certain broker-dealers.

The minimum initial investment requirement for this Fund is \$2,000 and the minimum subsequent investment requirement is \$50 for taxable accounts. For IRA or tax-deferred accounts, the minimum initial investment requirement for this Fund is \$1,000 and the minimum subsequent investment requirement is \$50. These investment requirements may be different, however, for investors investing in the Fund through an automatic investment plan or through certain fee-based investment advisory programs.

You may purchase or redeem Fund shares on days that the New York Stock Exchange is open. You may conduct such transactions by mail, telephone 800-847-4836, the Internet ([thrivent.com](http://thrivent.com) or [thriventfunds.com](http://thriventfunds.com)), by wire/ACH transfer or through an automatic investment plan (for purchases) or a systematic withdrawal plan (for redemptions), subject to certain limitations.

## Tax Information

The Fund intends to make distributions that may be taxed as ordinary income or capital gains. Investing in the Fund through a retirement plan could have different tax consequences.

## Payments to Broker-Dealers and Other Financial Intermediaries

If you purchase the Fund through a broker-dealer or other financial intermediary (such as an insurance company), the Fund and its related companies may pay the intermediary for the sale of Fund shares and related services. These payments may create a conflict of interest by influencing the broker-dealer or other intermediary and your salesperson to recommend the Fund over another investment. Ask your salesperson or visit your financial intermediary's website for more information.

# More about Investment Strategies and Risks

---

Each Fund's investment objective and principal strategies are described in the "Summary Section" above. The principal strategies are the strategies that a Fund's investment adviser and sub-adviser (if applicable) believe are most likely to be important in trying to achieve the Fund's investment objective. Please note that each Fund may also use strategies and invest in securities that are not described in this prospectus, but that are described in the Statement of Additional Information.

This section provides additional information about some of the securities and other practices in which certain Funds may engage, along with their associated risks.

## Information about Certain Principal Investment Strategies

**Adjustable rate securities.** The interest rate may be adjusted daily or at specified intervals (such as monthly, quarterly or annually). Adjustments may be based on a referenced market rate for a specified term (such as one, three or twelve months). For some securities, adjustments are made by a third-party or auction process designed to maintain a market value close to the security's face amount. Adjustments may be limited by caps or floors.

Some adjustable rate securities are payable upon demand, which should reduce the volatility of their market values. The right to demand payment may be exercisable after a specified notice period (such as seven or thirty days) and only at specified intervals (such as at the end of a calendar month or quarter). The right to demand payment may terminate upon certain events (such as the issuer's insolvency).

So long as the Adviser expects an adjustable rate security's market value to approximate its face value after each interest rate adjustment, the Adviser may rely on the interest rate when calculating a Fund's dollar-weighted average maturity or duration. The market value of an adjustable rate security may nevertheless decline, due to changes in market conditions or the financial condition of the issuer and the effects of caps or floors on interest rate adjustments.

**Collateralized debt obligations.** Thrivent Limited Maturity Bond Fund may invest in collateralized debt obligations ("CDOs") as a principal strategy; the other Funds may do so as a non-principal strategy. CDOs are types of asset-backed securities. Collateralized loan obligations ("CLOs") are ordinarily issued by a trust or other special purpose entity and are typically collateralized by a pool of loans, which may include, among others, domestic and non-U.S. senior secured loans, senior unsecured loans, and subordinate corporate loans, including loans that may be rated below investment grade or equivalent unrated loans, held by such issuer. Normally, collateralized bond obligations ("CBOs"), CLOs and other CDOs are privately offered and sold, and thus are not registered under the securities laws. As a result, investments in CDOs may be characterized by the Fund as illiquid securities.

**Derivatives.** Derivatives, a category that includes options, futures, swaps and hybrid instruments, are financial instruments

whose value derives from another security, an index, an interest rate or a currency. Each Fund may use derivatives for hedging (attempting to offset a potential loss in one position by establishing an interest in an opposite position). This includes the use of currency-based derivatives for hedging its positions in foreign securities. Each Fund may also use derivatives to obtain investment exposure to a certain asset class or for speculation (investing for potential income or capital gain).

While hedging can guard against potential risks, using derivatives adds to the Fund's expenses and can eliminate some opportunities for gains. There is also a risk that a derivative intended as a hedge may not perform as expected. For example, the price or value of the underlying instrument, asset, index, currency or rate may move in a different direction than expected or such movements may be of a magnitude greater or less than expected.

Another risk with derivatives is that some types can amplify a gain or loss, thereby creating investment exposure greater than the initial investment. For example, futures contracts, options on futures contracts, forward contracts, and options on derivatives can allow the Fund to obtain large investment exposures in return for meeting relatively small margin requirements. As a result, investments in those transactions may be highly leveraged, and a Fund could potentially earn or lose substantially more money than the actual cost (if any) incurred when the derivative is entered into by a Fund. The use of leverage may cause the Fund to liquidate portfolio positions when it may not be advantageous to do so to satisfy its obligations or to meet any required asset segregation requirements. In addition, a derivative used for hedging or replication may not accurately track the value of the underlying asset, index or rate.

With some derivatives, whether used for hedging, replication or speculation, there is also the risk that the counterparty may fail to honor its contract terms, causing a loss for the Fund. In addition, suitable derivative investments for hedging, replication or speculative purposes may not be available.

Derivatives can be difficult to value and illiquid, which means a Fund may not be able to close out a derivatives transaction in a cost-efficient manner. Futures contracts are subject to the risk that an exchange may impose price fluctuation limits, which may make it difficult or impossible for a Fund to close out a position when desired.

Hybrid instruments (a type of potentially high-risk derivative) can combine the characteristics of securities, futures, and options. For example, the principal amount, redemption, or conversion terms of a security could be related to the market price of some commodity, currency, or securities index. Such securities may bear interest or pay dividends at below market or even relatively nominal rates. Under certain conditions, the redemption value of a hybrid could be zero.

**Emerging markets securities.** A security is considered to be an "emerging market" security if issued by a country that is an emerging market country, or a country or company that Fund management has determined meets one or more of the following criteria:

- is organized under the laws of, or has its principal office in, an emerging market country;
- has its principal securities trading market in an emerging market country; and/or
- derives a majority of its annual revenue or earnings or assets from goods produced, sales made or services performed in an emerging market country.

An “emerging market” country is any country determined by the Adviser or subadviser to have an emerging market economy, considering factors such as the country’s credit rating, its political and economic stability and the development of its financial and capital markets. These emerging market countries include every nation in the world except the U.S., Canada, Israel, Japan, Australia, New Zealand, Hong Kong, Singapore and all nations typically considered part of Western Europe.

**Exchange traded funds (“ETFs”).** An ETF is an investment company that trades on a securities exchange and holds a portfolio of investments generally designed to track the performance of an index or benchmark. An ETF may fail to accurately track the index or benchmark and may trade at a discount to its net asset value.

Generally, investments in other investment companies (including ETFs) are subject to statutory limitations prescribed by the Investment Company Act of 1940, as amended. These limitations include a prohibition on a Fund acquiring more than 3% of the voting shares of any other investment company, and a prohibition on investing more than 5% of the Fund’s total assets in the securities of any one investment company or more than 10% of its total assets, in the aggregate, in investment company securities.

**Foreign currency transactions.** The Funds may conduct foreign currency exchange transactions, normally either on a spot (*i.e.*, cash) basis at the spot rate prevailing in the foreign currency exchange market, or through entering into forward contracts to purchase or sell foreign currencies. The value of a Fund’s assets as measured in U.S. dollars may be affected favorably or unfavorably by changes in currency exchange rates and exchange control legislation. The Funds will generally not enter into a forward contract with a term greater than one year.

Under unusual circumstances, certain Funds may commit substantial assets to the consummation of these contracts. Although forward contracts may be used to protect a Fund from adverse currency movements, they also involve the risk that anticipated currency movements will not be accurately predicted, and the Fund’s total returns could be adversely affected as a result.

There are some markets where it is not possible to engage in effective foreign currency hedging. This is generally true, for example, for the currencies of various emerging markets where the foreign exchange markets are not sufficiently developed to permit hedging activity to take place.

**Foreign securities.** Foreign securities are generally more volatile than their domestic counterparts, in part because of the potential for higher political and economic risks, lack of reliable information and fluctuations in currency exchange rates where investments are denominated in currencies other than the U.S. dollar. These risks are usually higher in less developed countries. Each of the Funds except Thrivent Money Market Fund may use foreign

currencies and related instruments, including foreign currency exchange transactions, to hedge its foreign investments.

In addition, foreign securities may be more difficult to resell and less liquid than comparable U.S. securities because the markets for foreign securities are less efficient. Even where a foreign security increases in price in its local currency, the appreciation may be diluted by the negative effect of exchange rates when the security’s value is converted to U.S. dollars. Foreign withholding taxes also may apply and errors and delays may occur in the settlement process for foreign securities.

**Government bonds and municipal bonds.** Each of the Funds may invest in government bonds and municipal bonds. As a result, the Fund’s performance may be affected by political and economic conditions at the state, regional or Federal level. These may include budgetary problems, declines in the tax base or changes in federal income tax laws or rates and other factors that may cause rating agencies to downgrade the credit ratings on certain issues.

**High yield bonds.** High yield bonds are debt securities rated below BBB- by S&P or Fitch, or Baa3 by Moody’s, or unrated securities deemed to be of comparable quality by the Adviser. To the extent that a Fund invests in high yield bonds, it takes on the following risks:

- The risk of a bond’s issuer defaulting on principal or interest payments is greater than on higher quality bonds.
- Issuers of high yield bonds are less secure financially and are more likely to be hurt by interest rate increases and declines in the health of the issuer or the economy.
- High yield securities generally have a less liquid resale market.

**International exposure.** Many U.S. companies in which the Funds may invest generate significant revenues and earnings from abroad. As a result, these companies and the prices of their securities may be affected by weaknesses in global and regional economies and the relative value of foreign currencies to the U.S. dollar. These factors, taken as a whole, could adversely affect the price of Fund shares.

**Mortgage-backed and asset-backed securities.**

Mortgage-backed securities are securities that are backed by pools of mortgages and which pay income based on the payments of principal and income they receive from the underlying mortgages. Asset-backed securities are similar but are backed by other assets, such as pools of consumer loans. Both are sensitive to interest rate changes as well as to changes in the repayment patterns of the underlying securities. If the principal payment on the underlying asset is repaid faster or slower than the holder of the mortgage-backed or asset-backed security anticipates, the price of the security may fall, especially if the holder must reinvest the repaid principal at lower rates or must continue to hold the securities when interest rates rise.

**Real estate investment trusts (“REITs”).** REITs generally can be divided into three types: equity REITs, mortgage REITs and hybrid REITs (which combine the characteristics of equity REITs and mortgage REITs). Equity REITs will be affected by changes in the values of and incomes from the properties they own, while mortgage REITs may be affected by the credit quality of the mortgage loans they hold. All types of REITs may be affected by changes in interest rates. The effect of rising interest rates is generally more pronounced for high dividend paying securities

such as REITs. This may cause the value of real estate securities to decline during periods of rising interest rates, which would reduce the overall return of the Fund. REITs are subject to other risks as well, including the fact that REITs are dependent on specialized management skills which may affect their ability to generate cash flow for operating purposes and to make distributions to shareholders or unitholders. REITs may have limited diversification and are subject to the risks associated with obtaining financing for real property. A REIT can pass its income through to shareholders or unitholders without any tax at the entity level if it complies with various requirements under the Internal Revenue Code. There is the risk that a REIT held by a Fund will fail to qualify for this tax-free pass-through treatment of its income. By investing in REITs indirectly through a Fund, in addition to bearing a proportionate share of the expenses of the Fund, you will also indirectly bear similar expenses of the REITs in which the Fund invests.

**Securities ratings.** When fixed-income securities are rated by one or more independent rating agencies, a Fund uses these ratings to determine bond quality. Investment grade bonds are those that are rated within or above the BBB- rating category by S&P or Fitch, or the Baa3 rating category by Moody's, or unrated but considered of equivalent quality by the Fund's adviser. High-yield bonds are below investment grade bonds in terms of quality.

In cases where a bond is rated in conflicting categories by different rating agencies, a Fund (other than Thrivent Money Market Fund) may choose to follow the higher rating. If a bond is unrated, the Fund may assign it to a given category based on its own credit research. If a rating agency downgrades a security, the market price and liquidity of such security may be adversely affected and the Fund will determine whether to hold or sell the security, depending on all of the facts and circumstances at that time.

## Information about Certain Non-Principal Investment Strategies

**Defensive investing.** In response to market, economic, political or other conditions, each Fund (other than the Money Market Fund) may invest without limitation in cash, preferred stocks, or investment-grade debt securities for temporary defensive purposes that are not part of the Fund's principal investment strategies. If the Fund does this, different factors could affect the Fund's performance and it may not achieve its investment objective.

**Illiquid Investments.** A Fund may not acquire an illiquid investment if, immediately after the acquisition, the Fund would have invested more than 15% of its net assets (5% of net assets for Thrivent Money Market Fund subject to money market fund requirements) in "illiquid investments" that are assets. An illiquid investment is an investment that a Fund reasonably expects cannot be sold or disposed of in current market conditions in seven calendar days or less without the sale or disposition significantly changing the market value of the investment. Any securities that are thinly traded or whose resale is restricted can be difficult to sell at a desired time and price. Some of these securities are new and complex, and trade only among institutions. The markets for these securities are still developing and may not function as efficiently as established markets. Owning a large percentage of illiquid investments could hamper

a Fund's ability to raise cash to meet redemptions. Also, because there may not be an established market price for these securities, a Fund may have to estimate their value, which means that their valuation (and, to a much smaller extent, the valuation of the Fund) may have a subjective element.

**Initial public offerings.** Each of the Funds may purchase securities in initial public offerings (IPOs) of securities. IPOs issued by unseasoned companies with little or no operating history are risky and their prices are highly volatile, but they can result in very large gains in their initial trading. Thus, when the Fund's size is smaller, any gains from IPOs will have an exaggerated impact on the Fund's reported performance than when the Fund is larger. Attractive IPOs are often oversubscribed and may not be available to the Fund, or only in very limited quantities. There can be no assurance that a Fund will have favorable IPO investment opportunities.

**In-kind purchases.** The Funds may purchase shares of affiliated Funds through in-kind contributions of portfolio securities held by the Fund, according to procedures adopted by the Funds' Board of Trustees (the "Board") and subject to applicable regulatory requirements. The procedures generally require, among other things, that the in-kind contribution does not favor the Fund making the contribution over any other shareholder in the receiving Fund and the contribution is in the best interests of the affiliated Fund receiving the in-kind contribution. The securities contributed must be valued according to the receiving Fund's valuation procedures and be of the appropriate type and amount for investment by the Fund receiving the contribution. If these procedures are not followed or the shares purchased decline in value, it could adversely affect the price of Fund shares.

**Securities lending.** Each of the Funds except Thrivent Money Market Fund may seek additional income by lending Fund securities to qualified institutions. By reinvesting any cash collateral it receives in these transactions, a Fund could realize additional gains or losses. If the borrower fails to return the securities and the invested collateral has declined in value, the Fund could lose money.

**Short-term trading.** The investment strategy for each Fund at times may include short-term trading. While a Fund ordinarily does not trade securities for short-term profits, it will sell any security at any time it believes best, which may result in short-term trading. Short-term trading can increase a Fund's transaction costs and may increase your tax liability.

**Unusual opportunities.** Each of the Funds may purchase some securities that do not meet its normal investment criteria when the investment adviser or subadviser perceives an unusual opportunity for gain, which could include a variety of factors, including a change in management, an extraordinary corporate event, or a temporary imbalance in the supply of or demand for the securities.

**When-issued securities.** A Fund may invest in securities prior to their date of issue. These securities could fall in value by the time they are actually issued, which may be any time from a few days to over a year. In addition, no income will be earned on these securities until they are actually delivered.

**Zero coupons.** A zero coupon security is a debt security that does not make cash interest payments for some or all of its life. Instead, it is sold and traded at a discount to its face value. The interest consists of the gradual appreciation in price as the bond

approaches maturity and is reported as income to a Fund that has purchased the security. The Fund is required to distribute to shareholders an amount equal to the amount of income reported to the Fund even though such income may not be received by the Fund as distributable cash. The shareholder distributions may require the Fund to liquidate Fund securities at a disadvantageous time and incur a loss. Zero coupon bonds can be higher- or lower-quality debt, and are more volatile than coupon bonds.

## Glossary of Principal Risks

The main risks associated with investing in each Fund are summarized in each Fund's respective "Summary Section" above. More detailed descriptions of these and other risks are described below in alphabetical order for ease of reference. Each Fund may be subject to additional risks that are not described in this prospectus but are included in the statement of additional information.

**Allocation Risk.** Certain Funds' investment performance depends upon how its assets are allocated across broad asset categories and applicable sub-classes within such categories. Some broad asset categories and sub-classes may perform below expectations or the securities markets generally over short and extended periods. For example, underperformance in the equity or debt markets could have a material adverse effect on a Fund's total return if it has a significant allocation to those types of securities. Therefore, a principal risk of investing in the Fund is that the allocation strategies used and the allocation decisions made will not produce the desired results.

**Closed-End Fund ("CEF") Risk.** Investments in CEFs are subject to various risks, including reliance on management's ability to meet a CEF's investment objective and to manage a CEF's portfolio; fluctuation in the market value of a CEF's shares compared to the changes in the value of the underlying securities that the CEF owns (i.e., trading at a discount or premium to its net asset value); and that CEFs are permitted to invest in a greater amount of "illiquid" securities than typical mutual funds. A Fund is subject to a pro-rata share of the management fees and expenses of each CEF in addition to the Fund's management fees and expenses, resulting in Fund shareholders subject to higher expenses than if they invested directly in CEFs.

**Collateralized Debt Obligations ("CDO") Risk.** The risks of an investment in a CDO depend largely on the quality and type of the collateral and the tranche of the CDO in which a Fund invests. In addition to the typical risks associated with fixed income securities and asset-backed securities, CDOs carry additional risks including, but not limited to: (i) the possibility that distributions from collateral securities will not be adequate to make interest or other payments; (ii) the risk that the collateral may default, decline in value, and/or be downgraded; (iii) the Fund may invest in tranches of CDOs that are subordinate to other tranches; (iv) the structure and complexity of the transaction and the legal documents could lead to disputes among investors regarding the characterization of proceeds; (v) the investment return achieved by the Fund could be significantly different than those predicted by financial models; (vi) the lack of a readily available secondary market for CDOs; (vii) risk of forced "fire sale" liquidation due to technical defaults such as coverage test failures; and (viii) the CDO's manager may perform poorly. In addition, investments in CDOs may be characterized by the Fund as illiquid securities.

**Conflicts of Interest Risk.** An investment in the Funds will be subject to a number of actual or potential conflicts of interest. The following does not purport to be a comprehensive list or complete explanation of all potential conflicts of interest which may affect the Funds. A Fund may encounter circumstances, or enter into transactions, in which conflicts of interest may arise, which are not listed or discussed below.

The Adviser or its affiliates may provide services to the Funds for which the Funds would compensate the Adviser and/or such affiliates. The Funds may invest in other pooled investment vehicles sponsored, managed, or otherwise affiliated with the Adviser, including other Funds. The Adviser may have an incentive (financial or otherwise) to enter into transactions or arrangements on behalf of the Fund with itself or its affiliates in circumstances where it might not have done so otherwise.

The Adviser or its affiliates manage other investment funds and/or accounts (including proprietary accounts) and have other clients with investment objectives and strategies that are similar to, or overlap with, the investment objective and strategy of a Fund, creating conflicts of interest in investment and allocation decisions regarding the allocation of investments that could be appropriate for the Fund and other clients of the Adviser or their affiliates. The Adviser and its affiliates have no obligation to make available any information regarding their proprietary activities or strategies, or the activities or strategies used for other funds and/or accounts managed by them, for the benefit of the management of the Funds. No affiliate of the Adviser is under any obligation to share any investment opportunity, including an investment technique, idea, model or strategy, with the Funds. The portfolio compositions and performance results therefore will differ across the Funds and other such funds and/or accounts. These conflicts of interest are exacerbated to the extent that the Adviser's other clients are proprietary or pay them higher fees or performance-based fees. Further, the activities in which the Adviser and its affiliates are involved on behalf of other accounts could limit or preclude the flexibility that the Funds could otherwise have to participate in certain investments.

**Convertible Securities Risk.** Convertible securities are subject to the usual risks associated with debt securities, such as interest rate risk and credit risk. Convertible securities also react to changes in the value of the common stock into which they convert, and are thus subject to market risk. A Fund may also be forced to convert a convertible security at an inopportune time, which may decrease the Fund's return.

**Credit Risk.** Credit risk is the risk that an issuer of a debt security to which the Fund is exposed may no longer be able or willing to pay its debt. As a result of such an event, the debt security may decline in price and affect the value of a Fund. Similarly, there is a risk that the value of a debt security may decline because of concerns about the issuer's ability or willingness to make interest and/or principal payments. Debt securities are subject to varying degrees of credit risk, which are often reflected in credit ratings. The credit rating of a debt security may be lowered if the issuer suffers adverse changes in its financial condition, which can lead to more volatility in the price of the security and in shares of the Fund.

**Cybersecurity Risk.** The Funds and their service providers may be susceptible to operational, information security, and related risks. In general, cyber incidents can result from deliberate attacks or unintentional events. Cyber-attacks include, but are not limited to, gaining unauthorized access to digital systems to

misappropriate assets or sensitive information, corrupt data, or otherwise disrupt operations. Cyber incidents affecting the Adviser, a Subadviser, or other service providers (including, but not limited to, fund accountants, custodians, transfer agents, and financial intermediaries) have the ability to disrupt and impact business operations, potentially resulting in financial losses, by interfering with the Funds' ability to calculate their NAV, corrupting data or preventing parties from sharing information necessary for the Funds' operation, preventing or slowing trades, stopping shareholders from making transactions, potentially subjecting the Funds or the Adviser to regulatory fines and penalties, and creating additional compliance costs. Similar types of cyber security risks are also present for issuers or securities in which the Funds may invest, which could result in material adverse consequences for such issuers and may cause the Funds' investments in such companies to lose value. While the Funds' service providers have established business continuity plans in the event of such cyber incidents, there are inherent limitations in such plans and systems. Additionally, the Funds cannot control the cybersecurity plans and systems put in place by their service providers or any other third parties whose operations may affect the Funds or their shareholders. Although each Fund attempts to minimize such failures through controls and oversight, it is not possible to identify all of the operation risks that may affect a Fund or to develop processes and controls that completely eliminate or mitigate the occurrence of such failures or other disruptions in service. The value of an investment in a Fund's shares may be adversely affected by the occurrence of the operational errors or failures or technological issues or other similar events and a Fund and its shareholders may bear costs tied to these risks.

**Derivatives Risk.** The use of derivatives (such as futures, options, credit default swaps, and total return swaps) involves additional risks and transaction costs which could leave a Fund in a worse position than if it had not used these instruments. Changes in the value of the derivative may not correlate as intended with the underlying asset, rate or index, and a Fund could lose much more than the original amount invested. Derivatives can be highly volatile, illiquid and difficult to value. Derivatives are also subject to the risk that the other party in the transaction will not fulfill its contractual obligations.

Some derivatives may give rise to a form of economic leverage, and may expose the Fund to greater risk and increase its costs. Such leverage may cause the Fund to liquidate portfolio positions when it may not be advantageous to do so to satisfy its obligations or to meet any required asset segregation requirements. Increases and decreases in the value of the Fund's portfolio will be magnified when the Fund uses leverage. Futures contracts, options on futures contracts, forward contracts, and options on derivatives can allow the Fund to obtain large investment exposures in return for meeting relatively small margin requirements. As a result, investments in those transactions may be highly leveraged.

The success of a Fund's derivatives strategies will depend on the Adviser's ability to assess and predict the impact of market or economic developments on the underlying asset, index or rate and the derivative itself, without the benefit of observing the performance of the derivative under all possible market conditions. Swap agreements may involve fees, commissions or other costs that may reduce a Fund's gains from a swap agreement or may cause a Fund to lose money. Futures contracts are subject to the risk that an exchange may impose price

fluctuation limits, which may make it difficult or impossible for a Fund to close out a position when desired.

**Emerging Markets Risk.** The economic and political structures of developing countries in emerging markets, in most cases, do not compare favorably with the U.S. or other developed countries in terms of wealth and stability, and their financial markets often lack liquidity. Fund performance will likely be negatively affected by portfolio exposure to countries and corporations domiciled in or with revenue exposures to countries in the midst of, among other things, hyperinflation, currency devaluation, trade disagreements, sudden political upheaval or interventionist government policies. Fund performance may also be negatively affected by portfolio exposure to countries and corporations domiciled in or with revenue exposures to countries with less developed legal, tax, regulatory, and accounting systems. There also may be less publicly available information about issuers in emerging markets than would be available about issuers in more developed capital markets, and such issuers may not be subject to accounting, auditing and financial reporting standards and requirements comparable to those to which U.S. companies are subject. Emerging markets may also have differing legal systems which make it difficult for the Fund to pursue legal remedies with respect to its investments. Significant buying or selling actions by a few major investors may also heighten the volatility of emerging markets. These factors make investing in emerging market countries significantly riskier than in other countries and events in any one country could cause the Fund's share price to decline.

Some emerging market countries restrict to varying degrees foreign investment in their securities markets. In some circumstances, these restrictions may limit or preclude investment in certain countries or may increase the cost of investing in securities of particular companies.

Emerging markets generally do not have the level of market efficiency and strict standards in accounting and securities regulation to be on par with advanced economies. Investments in emerging markets come with much greater risk due to political instability, domestic infrastructure problems and currency volatility.

**Equity Security Risk.** Equity securities held by a Fund may decline significantly in price, sometimes rapidly or unpredictably, over short or extended periods of time, and such declines may occur because of declines in the equity market as a whole, or because of declines in only a particular country, company, industry, or sector of the market. From time to time, the Fund may invest a significant portion of its assets in one particular sector, industry, or geographic region which would make the Fund more vulnerable to adverse developments affecting such sectors, industries, or geographic regions. Equity securities are generally more volatile than most debt securities. The prices of individual stocks generally do not all move in the same direction at the same time. A variety of factors can negatively affect the price of a particular company's stock. These factors may include, but are not limited to: poor earnings reports, a loss of customers, litigation against the company, general unfavorable performance of the company's sector or industry, or changes in government regulations affecting the company or its industry.

**ETF Risk.** An ETF is subject to the risks of the underlying investments that it holds. For index-based ETFs, while such ETFs seek to achieve the same returns as a particular market index, the performance of an ETF may diverge from the performance of such index (commonly known as tracking error). ETFs are subject



to fees and expenses (like management fees and operating expenses) and a Fund will indirectly bear its proportionate share of any such fees and expenses paid by the ETFs in which it invests. In addition, ETF shares may trade at a premium or discount to their net asset value and investors may fail to bring the trading price in line with the underlying shares (known as the arbitrage mechanism). As ETFs trade on an exchange, they are subject to the risks of any exchange-traded instrument, including: (i) an active trading market for its shares may not develop or be maintained, (ii) trading of its shares may be halted by the exchange, and (iii) its shares may be delisted from the exchange.

**Financial Sector Risk.** Companies in the financial sector of an economy are subject to extensive governmental regulation and intervention, which may adversely affect the scope of their activities, the prices they can charge, the amount of capital they must maintain and, potentially, their size. Governmental regulation may change frequently and may have significant adverse consequences for companies in the financial sector, including effects not intended by such regulation. The impact of recent or future regulation in various countries of any individual financial company or of the financial sector as a whole cannot be predicted. Certain risks may impact the value of investments in the financial sector more severely than those of investments outside this sector, including the risks associated with companies that operate with substantial financial leverage. Companies in the financial sector may also be adversely affected by increases in interest rates and loan losses, decreases in the availability of money or asset valuations, credit rating downgrades and adverse conditions in other related markets. Insurance companies, in particular, may be subject to severe price competition and/or rate regulation, which may have an adverse impact on their profitability. During the financial crisis that began in 2007, the deterioration of the credit markets impacted a broad range of mortgage, asset-backed, auction rate, sovereign debt and other markets, including U.S. and non-U.S. credit and interbank money markets, thereby affecting a wide range of financial institutions and markets. During the financial crisis, a number of large financial institutions failed, merged with stronger institutions or had significant government infusions of capital. Instability in the financial markets caused certain financial companies to incur large losses. Some financial companies experienced declines in the valuations of their assets, took actions to raise capital (such as the issuance of debt or equity securities), or even ceased operations. Some financial companies borrowed significant amounts of capital from government sources. Those actions caused the securities of many financial companies to decline in value. The financial sector is particularly sensitive to fluctuations in interest rates. The financial sector is also a target for cyber attacks and may experience technology malfunctions and disruptions. In recent years, cyber attacks and technology failures have become increasingly frequent and have caused significant losses.

**Foreign Currency Risk.** The Fund is also subject to the risk that the value of a foreign currency may decline against the U.S. dollar, which would reduce the dollar value of securities denominated in that currency. The overall impact of such a decline of foreign currency can be significant, unpredictable, and long lasting, depending on the currencies represented, how each one appreciates or depreciates in relation to the U.S. dollar, and whether currency positions are hedged. Under normal conditions, the Fund does not engage in extensive foreign

currency hedging programs. Further, exchange rate movements are volatile, and it is not possible to effectively hedge the currency risks of many developing countries.

**Foreign Securities Risk.** To the extent a Fund is exposed to foreign securities, it is subject to various risks associated with such securities. Foreign securities are generally more volatile than their domestic counterparts, in part because of potential for higher political and economic risks, lack of reliable information and fluctuations in currency exchange rates where investments are denominated in currencies other than the U.S. dollar. Certain events in foreign markets may adversely affect foreign and domestic issuers, including interruptions in the global supply chain, market closures, war, terrorism, natural disasters and outbreak of infectious diseases. Foreign securities also may be more difficult to resell than comparable U.S. securities because the markets for foreign securities are often less liquid. Even when a foreign security increases in price in its local currency, the appreciation may be diluted by adverse changes in exchange rates when the security's value is converted to U.S. dollars. Foreign withholding taxes also may apply and errors and delays may occur in the settlement process for foreign securities.

Securities of foreign companies in which the Fund invests generally carry more risk than securities of U.S. companies. The economies and financial markets of certain regions—such as Latin America, Asia, Europe and the Mediterranean region—can be highly interdependent and may decline at the same time. Certain European countries in which a Fund may invest have recently experienced significant volatility in financial markets and may continue to do so in the future. The impact of the United Kingdom's intended departure from the European Union, commonly known as "Brexit," and the potential departure of one or more other countries from the European Union may have significant political and financial consequences for global markets. These consequences include greater market volatility and illiquidity, currency fluctuations, deterioration in economic activity, a decrease in business confidence and an increased likelihood of a recession in such markets. Uncertainty relating to the withdrawal procedures and timeline may have adverse effects on asset valuations and the renegotiation of current trade agreements, as well as an increase in financial regulation in such markets. This may adversely impact Fund performance.

Other risks result from the varying stages of economic and political development of foreign countries; the differing regulatory environments, trading days, and accounting standards of foreign markets; and higher transaction costs. The Fund's investment in any country could be subject to governmental actions such as capital or currency controls, nationalizing a company or industry, expropriating assets, or imposing punitive taxes that would have an adverse effect on security prices and impair the Fund's ability to repatriate capital or income.

**Futures Contract Risk.** The value of a futures contract tends to increase and decrease in tandem with the value of the underlying instrument. The price of futures can be highly volatile; using them could lower total return, and the potential loss from futures can exceed the Fund's initial investment in such contracts. In addition, the value of the futures contract may not accurately track the value of the underlying instrument.

**Government Securities Risk.** Certain Funds invest in securities issued or guaranteed by the U.S. government or its agencies and instrumentalities (such as Ginnie Mae, Fannie Mae or Freddie Mac securities). Securities issued or guaranteed by Ginnie Mae,

Fannie Mae or Freddie Mac are not issued directly by the U.S. government. Ginnie Mae is a wholly owned U.S. corporation that is authorized to guarantee, with the full faith and credit of the U.S. government, the timely payment of principal and interest of its securities. By contrast, securities issued or guaranteed by U.S. government-related organizations such as Fannie Mae and Freddie Mac are not backed by the full faith and credit of the U.S. government. No assurance can be given that the U.S. government would provide financial support to its agencies and instrumentalities if not required to do so by law. In addition, the value of U.S. government securities may be affected by changes in the credit rating of the U.S. government, which may be negatively impacted by rising levels of indebtedness.

**Growth Investing Risk.** Growth style investing includes the risk of investing in securities whose prices historically have been more volatile than other securities, especially over the short term. Growth stock prices reflect projections of future earnings or revenues and, if a company's earnings or revenues fall short of expectations, its stock price may fall dramatically. Growth stocks may lack dividends that could help cushion prices in a declining market. Growth style investing may be out of favor with investors from time to time and growth stocks may underperform the securities of other companies or the stock market in general.

**Health Crisis Risk.** The global pandemic outbreak of the novel coronavirus known as COVID-19 has resulted in substantial market volatility and global business disruption. The duration and full effects of the outbreak are uncertain and may result in trading suspensions and market closures, limit liquidity and the ability of the Fund to process shareholder redemptions, and negatively impact Fund performance. The COVID-19 outbreak and future pandemics could affect the global economy and markets in ways that cannot be foreseen and may exacerbate other types of risks, negatively impacting the value of Fund investments.

**High Yield Risk.** High yield securities - commonly known as "junk bonds" - are considered predominantly speculative with respect to the issuer's continuing ability to make principal and interest payments. If the issuer of the security is in default with respect to interest or principal payments, the value of the Fund may be negatively affected. High yield securities may be more susceptible to real or perceived adverse economic conditions than investment grade securities, and they generally have more volatile prices and carry more risk to principal. In addition, high yield securities generally are less liquid than investment grade securities.

**Inflation-Linked Security Risk.** Inflation-linked debt securities, such as TIPS, are subject to the effects of changes in market interest rates caused by factors other than inflation (real interest rates). In general, the price of an inflation-linked security tends to decrease when real interest rates increase and can increase when real interest rates decrease. Interest payments on inflation-linked securities are unpredictable and will fluctuate as the principal and interest are adjusted for inflation. Any increase in the principal amount of an inflation-linked debt security will be considered taxable ordinary income, even though the Fund will not receive the principal until maturity.

There can also be no assurance that the inflation index used will accurately measure the real rate of inflation in the prices of goods and services. The Fund's investments in inflation-linked securities may lose value in the event that the actual rate of inflation is different than the rate of the inflation index. In addition, inflation-linked securities are subject to the risk that the

Consumer Price Index for All Urban Consumers (CPI-U) or other relevant pricing index may be discontinued, fundamentally altered in a manner materially adverse to the interests of an investor in the securities, altered by legislation or Executive Order in a materially adverse manner to the interests of an investor in the securities or substituted with an alternative index.

**Interest Rate Risk.** Interest rate risk is the risk that prices of debt securities decline in value when interest rates rise for debt securities that pay a fixed rate of interest. Debt securities with longer durations or maturities tend to be more sensitive to changes in interest rates than debt securities with shorter durations or maturities. Changes by the Federal Reserve to monetary policies could affect interest rates and the value of some securities. In addition, the phase out of LIBOR (the offered rate for short-term Eurodollar deposits between major international banks) by the end of 2021 could lead to increased volatility and illiquidity in certain markets that currently rely on LIBOR to determine interest rates.

**Investing-in-Funds Risk.** Each of the Thrivent Aggressive Allocation Fund, Thrivent Moderate Allocation Fund, Thrivent Moderately Aggressive Allocation Fund and Thrivent Moderately Conservative Allocation Fund (each, a "Thrivent Asset Allocation Fund") allocate their assets among certain other funds managed by the Adviser or an affiliate ("Other Funds"). From time to time, one or more of the Other Funds may experience relatively large investments or redemptions due to reallocations or rebalancings by the Thrivent Asset Allocation Funds or other investors. These transactions may affect the Other Funds since Other Funds that experience redemptions as a result of reallocations or rebalancings may have to sell Fund securities and since Other Funds that receive additional cash will have to invest such cash. These effects may be particularly important when one or more of the Thrivent Asset Allocation Funds owns a substantial portion of any Other Fund. While it is impossible to predict the overall impact of these transactions over time, the performance of an Other Fund may be adversely affected if the Other Fund is required to sell securities or invest cash at inopportune times. These transactions could also increase transaction costs and accelerate the realization of taxable income if sales of securities resulted in gains. Because the Thrivent Asset Allocation Funds may own substantial portions of some Other Funds, a redemption or reallocation by a Thrivent Asset Allocation Fund away from an Other Fund could cause the Other Fund's expenses to increase.

**Investment Adviser Risk.** The Funds are actively managed and the success of its investment strategy depends significantly on the skills of the Adviser or subadviser in assessing the potential of the investments in which the Fund invests. This assessment of investments may prove incorrect, resulting in losses or poor performance, even in rising markets.

**Issuer Risk.** Issuer risk is the possibility that factors specific to a company to which a Fund's portfolio is exposed will affect the market prices of the company's securities and therefore the value of the Fund. Some factors affecting the performance of a company include demand for the company's products or services, the quality of management of the company and brand recognition and loyalty. To the extent that a Fund invests in common stock, common stock of a company is subordinate to other securities issued by the company. If a company becomes insolvent, interests of investors owning common stock will be subordinated to the interests of other investors in and general creditors of, the company.

**Large Cap Risk.** Large-sized companies may be unable to respond quickly to new competitive challenges such as changes in technology. They may also not be able to attain the high growth rate of successful smaller companies, especially during extended periods of economic expansion.

**Large Shareholder Risk.** From time to time, shareholders of a Fund (which may include institutional investors, financial intermediaries, or affiliated Funds) may make relatively large redemptions or purchases of shares. These transactions may cause a Fund to sell securities at disadvantageous prices or invest additional cash, as the case may be. While it is impossible to predict the overall impact of these transactions over time, there could be adverse effects on a Fund's performance to the extent that a Fund may be required to sell securities or invest cash at times when it would not otherwise do so. Redemptions of a large number of shares also may increase transaction costs or have adverse tax consequences for shareholders of the Fund by requiring a sale of portfolio securities. In addition, a large redemption could result in a Fund's current expenses being allocated over a smaller asset base, leading to an increase in the Fund's expense ratio.

**Leveraged Loan Risk.** Leveraged loans are subject to the risks typically associated with debt securities. In addition, leveraged loans, which typically hold a senior position in the capital structure of a borrower, are subject to the risk that a court could subordinate such loans to presently existing or future indebtedness or take other action detrimental to the holders of leveraged loans. Leveraged loans are also subject to the risk that the value of the collateral, if any, securing a loan may decline, be insufficient to meet the obligations of the borrower, or be difficult to liquidate. Some leveraged loans are not as easily purchased or sold as publicly-traded securities and others are illiquid, which may make it more difficult for the Fund to value them or dispose of them at an acceptable price. Below investment-grade leveraged loans are typically more credit sensitive. In the event of fraud or misrepresentation, the Fund may not be protected under federal securities laws with respect to leveraged loans that may not be in the form of "securities."

**LIBOR Risk.** The Funds may be exposed to financial instruments that are tied to LIBOR (London Interbank Offered Rate) to determine payment obligations, financing terms or investment value. LIBOR is an average interest rate that banks charge one another for the use of short-term money. Such financial instruments may include bank loans, derivatives, floating rate securities, certain asset backed securities, and other assets or liabilities tied to LIBOR.

In 2017, the head of the U.K. Financial Conduct Authority announced a desire to phase out the use of LIBOR by the end of 2021. On November 30, 2020, the administrator of LIBOR announced its intention to delay the phase out of the majority of the U.S. dollar LIBOR publications until June 30, 2023, with the remainder of LIBOR publications to discontinue at the end of 2021. There remains uncertainty regarding the future utilization of LIBOR and the nature of any replacement rate, and any potential effects of the transition away from LIBOR on the Fund or its investments are not known. Actions by regulators have resulted in the establishment of alternative reference rates to LIBOR in most major currencies. The U.S. Federal Reserve, based on the recommendations of the New York Federal Reserve's Alternative Reference Rate Committee (comprised of major derivative market participants and their regulators), has begun publishing a

Secured Overnight Financing Rate (SOFR), that is intended to replace U.S. dollar LIBOR. Proposals for alternative reference rates for other currencies have also been announced or have already begun publication.

Neither the effect of the LIBOR transition process nor its ultimate success can yet be known. Markets are slowly developing in response to these new rates. Questions around liquidity impacted by these rates, and how to appropriately adjust these rates at the time of transition, remain a concern for the Funds. The transition process might lead to increased volatility and illiquidity in markets that currently rely on LIBOR to determine interest rates and could also lead to a reduction in the value of some LIBOR-based investments. Any such effects of the transition away from LIBOR, as well as other unforeseen effects, could result in losses to the Fund. Since the usefulness of LIBOR as a benchmark could deteriorate during the transition period, these effects could occur prior to the end of 2021. The effect of any changes to, or discontinuation of, LIBOR on the Fund will vary depending, among other things, on (1) existing fallback or termination provisions in individual contracts and (2) whether, how, and when industry participants develop and adopt new reference rates and fallbacks for both legacy and new products and instruments. Accordingly, it is difficult to predict the full impact of the transition away from LIBOR on the Funds until new reference rates and fallbacks for both legacy and new products, instruments and contracts are commercially accepted.

**Liquidity Risk.** Liquidity is the ability to sell a security relatively quickly for a price that most closely reflects the actual value of the security. Certain securities (e.g., small-cap stocks, foreign securities and high-yield bonds) often have a less liquid resale market. Liquid investments may become illiquid after purchase by the Adviser or subadviser, particularly during periods of market turmoil. As a result, the Adviser or subadviser may have difficulty selling or disposing of securities quickly in certain markets or may only be able to sell the holdings at prices substantially less than what the Adviser or subadviser believes they are worth. Less liquid securities can also become more difficult to value. In addition, when there is illiquidity in the market for certain securities, the Fund, due to limitations on illiquid investments, may be subject to purchase and sale restrictions.

Dealer inventories of bonds are at or near historic lows in relation to market size, which has the potential to decrease liquidity and increase price volatility in the fixed income markets, particularly during periods of economic or market stress. In addition, inventories of municipal bonds held by brokers and dealers have decreased in recent years, lessening their ability to make a market in these securities. As a result of this decreased liquidity, the Adviser or subadviser may have to accept a lower price to sell a security, sell other securities to raise cash, or give up an investment opportunity, any of which could have a negative effect on performance.

**Market Risk.** Over time, securities markets generally tend to move in cycles with periods when security prices rise and periods when security prices decline. The value of the Fund's investments may move with these cycles and, in some instances, increase or decrease more than the applicable market(s) as measured by the Fund's benchmark index(es). The securities markets may also decline because of factors that affect a particular industry or market sector.

Price declines may occur in response to general market and economic conditions or events, including conditions and

developments outside of the financial markets such as significant changes in interest and inflation rates and the availability of credit. In addition, domestic or global events, including the spread of an infectious illness, public health threats, war, terrorism, natural disasters or similar events could reduce consumer demand or economic output, result in market closures, travel restrictions or quarantines, and generally have a significant impact on the world economies, which in turn could adversely affect a Fund's investments. Any investment is subject to the risk that the financial markets as a whole may decline in value, thereby depressing the investment's price.

**Master Limited Partnership ("MLP") Risk.** MLPs are subject to risks such as limited partner risk, liquidity risk, interest rate risk and general partner risk.

- An MLP is a public limited partnership or limited liability company taxed as a partnership. The risks of investing in an MLP are similar to those of investing in a partnership, including more flexible governance structures, which could result in less protection for investors than investments in a corporation. Investors in an MLP normally would not be liable for the debts of the MLP beyond the amount that the investor has contributed but investor may not be shielded to the same extent that a shareholder of a corporation would be. In certain circumstances, creditors of an MLP would have the right to seek return of capital distributed to a limited partner, which right would continue after an investor sold its investment in the MLP.
- The ability to trade on a public exchange or in the over-the-counter market provides a certain amount of liquidity not found in many limited partnership investments. However, MLP interests may be less liquid than conventional publicly traded securities and, therefore, more difficult to trade at desirable times and/or prices.
- MLP distributions may be reduced by fees and other expenses incurred by the MLP. MLPs generally are considered interest-rate sensitive investments. During periods of interest rate volatility, these investments may not provide attractive returns.
- The holder of the general partner or managing member interest can be liable in certain circumstances for amounts greater than the amount of the holder's investment in the general partner or managing member.

**Mid Cap Risk.** Medium-sized companies often have greater price volatility, lower trading volume, and less liquidity than larger, more-established companies. These companies tend to have smaller revenues, narrower product lines, less management depth and experience, smaller shares of their product or service markets, fewer financial resources, and less competitive strength than larger companies.

**Mortgage-Backed and Other Asset-Backed Securities Risk.** The value of mortgage-related and asset-backed securities will be influenced by the factors affecting the housing market and the assets underlying such securities. As a result, during periods of declining asset value, difficult or frozen credit markets, swings in interest rates, or deteriorating economic conditions, mortgage-related and asset-backed securities may decline in value, face valuation difficulties, become more volatile and/or become illiquid. In addition, both mortgage-backed and asset-backed securities are sensitive to changes in the repayment patterns of the underlying security. If the principal payment on the underlying asset is repaid faster or slower than

the holder of the asset-backed or mortgage-backed security anticipates, the price of the security may fall, particularly if the holder must reinvest the repaid principal at lower rates or must continue to hold the security when interest rates rise. This effect may cause the value of the Fund to decline and reduce the overall return of the Fund.

**Multi-Manager Risk.** The Trust and Thrivent Asset Mgt. have received an exemptive order from the SEC (known as a "multi-manager order") that permits them to hire and fire one or more subadvisers for the Funds without a shareholder vote, subject to approval by the Trust's Board and shareholder notice. During the transition of management of Fund assets from one subadviser to another, it is possible that the Fund will not be fully invested in accordance with the Fund's prospectus and, therefore, will not be fully pursuing its investment objective during such transition. In addition, the multi-manager approach could result in a high level of portfolio turnover, resulting in higher brokerage expenses and increased tax liability from a Fund's realization of capital gains.

**Municipal Bond Risk.** A Fund's performance may be affected by political and economic conditions at the state, regional or federal level. These may include budgetary problems, decline in the tax base and other factors that may cause rating agencies to downgrade the credit ratings on certain issues. Bonds may also exhibit price fluctuations due to changes in interest rate or bond yield levels. Some municipal bonds may be repaid prior to maturity if interest rates decrease. As a result, the value of a Fund's shares may fluctuate significantly in the short term. The amount of public information available about municipal bonds is generally less than for certain corporate equities or bonds, meaning that the investment performance of a Fund may be more dependent on the analytical abilities of the Adviser than funds that invest in stock or other corporate investments. A Fund may make significant investments in a particular segment of the municipal bond market or in the debt of issuers located in the same state or territory. Adverse conditions in such industry or location could have a correspondingly adverse effect on the financial condition of issuers. These conditions may cause the value of a Fund's shares to fluctuate more than the values of shares of funds that invest in a greater variety of investments.

**Non-Diversified Risk.** A Fund that is not "diversified" within the meaning of the 1940 Act may invest a greater percentage of its assets in the securities of any single issuer compared to other funds. A non-diversified portfolio is generally more susceptible than a diversified portfolio to the risk that events or developments affecting a particular issuer or industry will significantly affect the Fund's performance.

**Other Funds Risk.** The performance of Funds that invest in Other Funds is dependent, in part, upon the performance of the Other Funds. As a result, the Fund is subject to the same risks as those faced by the Other Funds' underlying portfolios. Those risks may include, among others, market risk, issuer risk, volatility risk, foreign securities risk, foreign currency risk, emerging markets risk, derivatives risk, credit risk, interest rate risk, high yield risk and investment adviser risk. As a shareholder of the Fund, you will bear your share of the Fund's operating expenses as well as the Fund's share of the Other Funds' operating expenses. Consequently, an investment in the Fund would result in higher aggregate operating costs than investing directly in Other Funds that are also portfolios.

**Portfolio Turnover Rate Risk.** A Fund may engage in active and frequent trading of portfolio securities in implementing its principal investment strategies. A high rate of portfolio turnover (100% or more) involves correspondingly greater expenses which are borne by the Fund and its shareholders and may also result in short-term capital gains taxable to shareholders. The expenses may include bid-ask spreads, dealer mark-ups, and other transactional costs on the sale of securities and reinvestment in other securities.

**Preferred Securities Risk.** There are certain additional risks associated with investing in preferred securities, including, but not limited to, preferred securities may include provisions that permit the issuer, at its discretion, to defer or omit distributions for a stated period without any adverse consequences to the issuer; preferred securities are generally subordinated to bonds and other debt instruments in a company's capital structure in terms of having priority to corporate income and liquidation payments, and therefore will be subject to greater credit risk than more senior debt instruments; preferred securities may be substantially less liquid than many other securities, such as common stocks or U.S. Government securities; generally, traditional preferred securities offer no voting rights with respect to the issuing company unless preferred dividends have been in arrears for a specified number of periods, at which time the preferred security holders may elect a number of directors to the issuer's board; and in certain varying circumstances, an issuer of preferred securities may redeem the securities prior to a specified date.

**Prepayment Risk.** When interest rates fall, certain obligations will be paid off by the obligor more quickly than originally anticipated, and a Fund may have to invest the proceeds in securities with lower yields. In periods of falling interest rates, the rate of prepayments tends to increase (as does price fluctuation) as borrowers are motivated to pay off debt and refinance at new lower rates. During such periods, reinvestment of the prepayment proceeds by the management team will generally be at lower rates of return than the return on the assets that were prepaid. Prepayment generally reduces the yield to maturity and the average life of the security.

**Quantitative Investing Risk.** Securities selected according to a quantitative analysis methodology can perform differently from the market as a whole based on the model and the factors used in the analysis, the weight placed on each factor and changes in the factor's historical trends. Such models are based on assumptions of these and other market factors, and the models may not take into account certain factors, or perform as intended, and may result in a decline in the value of the Fund's portfolio. If models or data used in the models would be incorrect or incomplete, any decisions made in reliance thereon expose the Fund to potential risks. If incorrect market data is entered into even a well-founded model, the resulting information will be incorrect and could lead to losses for the Fund.

**Real Estate Investment Trust ("REIT") Risk.** REITs generally can be divided into three types: equity REITs, mortgage REITs and hybrid REITs (which combine the characteristics of equity REITs and mortgage REITs). Equity REITs will be affected by changes in the values of, and income from, the properties they own, while mortgage REITs may be affected by the credit quality of the mortgage loans they hold. All REIT types may be affected by changes in interest rates. The effect of rising interest rates is generally more pronounced for high dividend paying stock than for stocks that pay little or no dividends. This may cause the

value of real estate securities to decline during periods of rising interest rates, which would reduce the overall return of the Fund. REITs are subject to additional risks, including the fact that they are dependent on specialized management skills that may affect the REITs' abilities to generate cash flows for operating purposes and for making investor distributions. REITs may have limited diversification and are subject to the risks associated with obtaining financing for real property. As with any investment, there is a risk that REIT securities and other real estate industry investments may be overvalued at the time of purchase. In addition, a REIT can pass its income through to its investors without any tax at the entity level if it complies with various requirements under the Internal Revenue Code. There is the risk, however, that a REIT held by the Fund will fail to qualify for this tax-free pass-through treatment of its income. By investing in REITs indirectly through the Fund, in addition to bearing a proportionate share of the expenses of the Fund, you will also indirectly bear similar expenses of the REITs in which the Fund invests.

**Redemption Risk.** A Fund may need to sell portfolio securities to meet redemption requests. The Fund could experience a loss when selling portfolio securities to meet redemption requests if there is (i) significant redemption activity by shareholders, including, for example, when a single investor or few large investors make a significant redemption of Fund shares, (ii) a disruption in the normal operation of the markets in which the Fund buys and sells portfolio securities or (iii) an inability of the Fund to sell portfolio securities because such securities are illiquid. In such events, the Fund could be forced to sell portfolio securities at unfavorable prices in an effort to generate sufficient cash to pay redeeming shareholders.

**Regulatory Risk.** Legal, tax, and regulatory developments may adversely affect the Funds. Securities and futures markets are subject to comprehensive statutes, regulations, and margin requirements enforced by the SEC, other regulators and self-regulatory organizations, and exchanges authorized to take extraordinary actions in the event of market emergencies. The regulatory environment for the Funds is evolving, and changes in the regulation of investment funds, managers, and their trading activities and capital markets, or a regulator's disagreement with the Funds' interpretation of the application of certain regulations, may adversely affect the ability of a Fund to pursue its investment strategy, its ability to obtain leverage and financing, and the value of investments held by the Fund.

**Repurchase Agreement Risk.** A repurchase agreement, or repo, is a form of short-term borrowing that allows a dealer to sell securities to an investor, such as the Fund, and buy them back (usually the next day) at a slightly higher price. If the seller of a repurchase agreement defaults or is otherwise unable to fulfill its obligations, the Fund may incur losses as a result of selling the underlying securities, enforcing its rights, or a decline in the value of collateral.

**Small Cap Risk.** Smaller, less seasoned companies often have greater price volatility, lower trading volume, and less liquidity than larger, more established companies. A Fund may have difficulty selling holdings of these companies at a desired time and price. Smaller companies tend to have small revenues, narrower product lines, less management depth and experience, small shares of their product or service markets, fewer financial resources, and less competitive strength than larger companies. Such companies seldom pay significant dividends that could

soften the impact of a falling market on returns. It may be a substantial period of time before a Fund could realize a gain, if any, on an investment in a small cap company.

**Sovereign Debt Risk.** Sovereign debt securities are issued or guaranteed by foreign governmental entities. These investments are subject to the risk that a governmental entity may delay or refuse to pay interest or repay principal on its sovereign debt, due, for example, to cash flow problems, insufficient foreign currency reserves, political considerations, the relative size of the governmental entity's debt position in relation to the economy or the failure to put in place economic reforms required by the International Monetary Fund or other multilateral agencies. If a governmental entity defaults, it may ask for more time in which to pay or for further loans. There is no legal process for collecting sovereign debts that a government does not pay nor are there bankruptcy proceedings through which all or part of the sovereign debt that a governmental entity has not repaid may be collected.

**Tax Risk.** Changes in federal income tax laws or rates may affect both the net asset value of a Fund and the taxable equivalent interest generated from securities in a Fund. Since a Fund may invest in municipal securities subject to the federal alternative minimum tax without limitation, a Fund may not be suitable for investors who already are or could be subject to the federal alternative minimum tax.

**Technology-Oriented Companies Risk.** Common stocks of companies that rely extensively on technology, science or communications in their product development or operations may be more volatile than the overall stock market and may or may not move in tandem with the overall stock market. Technology, science and communications are rapidly changing fields, and stocks of these companies, especially of smaller and unseasoned companies, may be subject to more abrupt or erratic market movements than the stock market in general. These are significant competitive pressures among technology-oriented companies and the products or operations of such companies may become obsolete quickly. In addition, these companies may have limited product lines, markets or financial resources and the management of such companies may be more dependent upon one or a few key people.

**Value Investing Risk.** Value style investing includes the risk that stocks of undervalued companies may not rise as quickly as anticipated if the market doesn't recognize their intrinsic value or if value stocks are out of favor. Value style investing may be out of favor with investors from time to time and value stocks may underperform the securities of other companies or the stock market in general.

## Glossary of Investment Terms

**Dollar-Weighted Average Effective Maturity.** Measure of the Fund that is determined by calculating the average maturity of

each debt security owned by the Fund, weighting each security according to the amount that it represents in the Fund. In addition, for asset-backed and mortgage-backed securities, as well as bonds with required prepayments or redemption rights, the calculation considers the expected prepayments of the underlying securities and/or the present value of a mandatory stream of prepayments.

**Duration.** A measure of price sensitivity of a bond or bond fund to changes in interest rates. While duration is similar to maturity in that the result is stated in years, it is a better indicator of price sensitivity than maturity since it takes into account the time value of future cash flows generated over the bond's life. Since duration can be computed for bond funds by using a weighted approach, the approximate effect on a bond fund's price can be estimated by multiplying the fund's duration by an expected change in interest rates. For example, if interest rates were to rise by 1%, the net asset value of a bond fund with an average duration of 5 years would be expected to fall 5%.

**Environmental, Social and Governance (ESG) Factors.** Factors related to environmental, social and governance matters that may be considered as part of investment analysis and decision-making processes. In selecting portfolio investments, portfolio managers and research analysts may consider ESG ratings and research alongside other investment considerations.

**Fundamental Investment Research Techniques.** Research techniques that generally assess a company or security's value based on a broad examination of financial data, quality of management, business concept and competition.

**Maturity.** A bond fund has no real maturity, but it does have a dollar-weighted average effective maturity that represents an average of the effective maturities of the underlying bonds, with each bond's effective maturity "weighted" by the percent of fund assets it represents. For bonds that are most likely to be called before maturity, the effective maturity of a bond is usually the call date.

**Quantitative Investment Research Techniques.** Research techniques that generally focus on a company's financial statements and assess a company or security's value based on appropriate financial ratios that measure revenue, profitability and financial structure.

**Technical Investment Research Techniques.** Research techniques that generally involve the study of trends and movements in a security's price, trading volume and other market-related factors in an attempt to discern patterns.

# Management of the Funds

## Investment Adviser

The Funds are managed by Thrivent Asset Mgt., 901 Marquette Avenue, Suite 2500, Minneapolis, Minnesota 55402-3211. Thrivent Asset Mgt. had approximately \$24 billion in assets under management as of December 31, 2020. Thrivent Asset Mgt. is an indirect wholly owned subsidiary of Thrivent Financial for Lutherans (“Thrivent Financial”). Thrivent Financial and its affiliates have been in the investment advisory business since 1986 and had approximately \$141 billion in assets under management as of December 31, 2020.

Thrivent Asset Mgt. provides investment research and supervision of the assets for each of the Funds that it manages. For Thrivent International Allocation Fund, Thrivent Asset Mgt. has entered into a subadvisory agreement with a subadviser and pays the subadviser a portion of the net management fee Thrivent Asset Mgt. receives from the Fund. Thrivent Asset Mgt. manages a portion of Thrivent International Allocation Fund’s assets and provides investment research and supervision of these assets. Thrivent Asset Mgt. establishes the overall investment strategy and evaluates, selects and recommends, subject to the approval of the Board, one or more subadvisers to manage all or a portion of the investments of Thrivent International Allocation Fund.

Thrivent Asset Mgt. and Thrivent Mutual Funds received an exemptive order from the SEC that permits Thrivent Asset Mgt. and the Funds, with the approval of Thrivent Mutual Funds’ Board, to retain one or more subadvisers for the Funds, or subsequently change a subadviser, without submitting the respective investment subadvisory agreements, or material amendments to those agreements, to a vote of the shareholders of the applicable Fund. Thrivent Asset Mgt. will notify shareholders of a Fund if there is a new subadviser for that Fund.

## Management Fees

Each Fund pays an annual management fee to the Adviser. The Adviser received the following management fees during the Fund’s most recent fiscal year, expressed as a percentage of the Fund’s average daily net assets.<sup>1</sup>

Fund	Management Fee
Thrivent Aggressive Allocation Fund <sup>2</sup> .....	0.73%
Thrivent Balanced Income Plus Fund .....	0.55%
Thrivent Diversified Income Plus Fund .....	0.55%
Thrivent Global Stock Fund .....	0.57%
Thrivent Government Bond Fund .....	0.40%
Thrivent High Income Municipal Bond Fund.....	0.50%
Thrivent High Yield Fund .....	0.38%
Thrivent Income Fund .....	0.34%
Thrivent International Allocation Fund.....	0.67%
Thrivent Large Cap Growth Fund .....	0.68%
Thrivent Large Cap Value Fund .....	0.45%
Thrivent Limited Maturity Bond Fund.....	0.28%
Thrivent Low Volatility Equity Fund .....	0.60%

Fund	Management Fee
Thrivent Mid Cap Growth Fund .....	0.75%
Thrivent Mid Cap Stock Fund .....	0.63%
Thrivent Mid Cap Value Fund .....	0.75%
Thrivent Moderate Allocation Fund <sup>2</sup> .....	0.62%
Thrivent Moderately Aggressive Allocation Fund <sup>2</sup> .....	0.67%
Thrivent Moderately Conservative Allocation Fund <sup>2</sup> .....	0.59%
Thrivent Money Market Fund.....	0.35%
Thrivent Multidimensional Income Fund.....	0.55%
Thrivent Municipal Bond Fund .....	0.40%
Thrivent Opportunity Income Plus Fund .....	0.43%
Thrivent Small Cap Growth Fund.....	0.80%
Thrivent Small Cap Stock Fund .....	0.67%

<sup>1</sup> Thrivent Asset Mgt. reimbursed certain expenses of some of the Funds. This table does not reflect the effects of any reimbursements. In addition, with respect to Thrivent International Allocation Fund, Thrivent Asset Mgt. pays the subadviser a subadvisory fee from the management fee it receives from the Fund. The subadvisory fee does not constitute an additional fee to you, the shareholder. To learn more about the subadvisory fee, please consult the Statement of Additional Information.

<sup>2</sup> The Adviser has contractually agreed, for as long as the current fee structure is in place and through at least February 28, 2022, to waive an amount equal to any management fees indirectly incurred by the Fund as a result of its investment in any other mutual fund for which the Adviser or an affiliate serves as investment adviser, other than Thrivent Cash Management Trust.

Certain of the Funds have breakpoints, which you can learn more about by consulting the Statement of Additional Information. In addition, the Trust’s annual report (in the case of Diversified Income Plus Fund and Multidimensional Income Fund) and semiannual report (in the case of the other Funds) each discuss the basis for the Board of Trustees’ approval of the investment adviser agreement between the Trust and the Adviser.

## Administrative Service Fee

The Adviser is responsible for providing certain administrative and accounting services to the Funds. Each Fund pays the Adviser a fee equal to the sum of \$70,000 plus 0.017% of the Fund’s average daily net assets for providing such services to the Fund. See “Other Services—Administration Contract” in the SAI for additional information.

## Portfolio Management

This section provides information about the portfolio management for each of the Funds. The Statement of Additional Information for the Funds provides information about the portfolio managers’ compensation, other accounts managed by the portfolio managers, and the portfolio managers’ ownership of shares of the Funds.

### **Thrivent Aggressive Allocation Fund, Thrivent Moderate Allocation Fund, Thrivent Moderately Aggressive Allocation Fund, and Thrivent Moderately Conservative Allocation Fund**

**Stephen D. Lowe, CFA, David S. Royal and David R. Spangler, CFA** are jointly and primarily responsible for the day-to-day management of the Fund. Mr. Lowe has served as a portfolio manager of the Fund since April 2016. Mr. Royal has served as portfolio manager of the Fund since April 2018. Mr. Spangler has served as a portfolio manager of the Fund since February 2019. Mr. Lowe is Chief Investment Strategist and has been with Thrivent Financial since 1997. He has served as a portfolio manager since 2009. Mr. Royal is Chief Investment Officer and has been with Thrivent Financial since 2006. Mr. Spangler has been with Thrivent Financial since 2002, in an investment management capacity since 2006 and currently is a Senior Portfolio Manager.

### **Thrivent Balanced Income Plus Fund**

**Stephen D. Lowe, CFA, David R. Spangler, CFA and Theron G. Whitehorn, CFA** are jointly and primarily responsible for the day-to-day management of the Fund. Mr. Lowe has served as a portfolio manager of the Fund since August 2013. Mr. Spangler has served as a portfolio manager of the Fund since February 2019. Mr. Whitehorn has served as a portfolio manager of the Fund since February 2021. Mr. Lowe is Chief Investment Strategist and has been with Thrivent Financial since 1997. He has served as a portfolio manager since 2009. Mr. Spangler has been with Thrivent Financial since 2002, in an investment management capacity since 2006 and currently is a Senior Portfolio Manager. Mr. Whitehorn is the Director of Fixed Income Quantitative Research and has been with Thrivent Financial since May 2018.

### **Thrivent Diversified Income Plus Fund**

**Stephen D. Lowe, CFA, Gregory R. Anderson, CFA and Theron G. Whitehorn, CFA** are jointly and primarily responsible for the day-to-day management of the Fund. Mr. Lowe has served as a portfolio manager of the Fund since May 2015. Mr. Anderson has served as a portfolio manager of the Fund since October 2018. Mr. Whitehorn has served as a portfolio manager of the Fund since February 2021. Mr. Lowe is Chief Investment Strategist and has been with Thrivent Financial since 1997. He has served as a portfolio manager since 2009. Mr. Anderson is Vice President, Fixed Income General Accounts. He has been with Thrivent Financial since 1997 and has served as a portfolio manager since 2000. Mr. Whitehorn is the Director of Fixed Income Quantitative Research and has been with Thrivent Financial since May 2018.

### **Thrivent Global Stock Fund**

**Kurt J. Lauber, CFA, Noah J. Mosen, CFA, Lauri Brunner and David R. Spangler, CFA** are jointly and primarily responsible for the day-to-day management of the Fund. Mr. Lauber has served as a portfolio manager of the Fund since March 2013. Mr. Mosen has served as a portfolio manager of the Fund since February 2018. Ms. Brunner has served as a portfolio manager of the Fund since September 2018. Mr. Spangler has served as a portfolio manager of the Fund since February 2019. Mr. Lauber has been with Thrivent Financial since 2004 and previously served as an associate portfolio manager. Mr. Mosen has been with Thrivent Financial since 2000 and has

served in an investment management capacity since 2008. Ms. Brunner has been with Thrivent Financial since 2007 and currently is a Senior Portfolio Manager. Mr. Spangler has been with Thrivent Financial since 2002, in an investment management capacity since 2006 and currently is a Senior Portfolio Manager.

### **Thrivent Government Bond Fund**

**Michael G. Landreville, CFA, CPA (inactive) and Gregory R. Anderson, CFA** are jointly and primarily responsible for the day-to-day management of the Fund. Mr. Landreville has served as portfolio manager of the Fund since February 2010. Mr. Anderson has served as a portfolio manager of the Fund since February 2017. Mr. Landreville has been with Thrivent Financial since 1983 and has served as a portfolio manager since 1998. Mr. Anderson is Vice President, Fixed Income General Accounts. He has been with Thrivent Financial since 1997 and has served as a portfolio manager since 2000.

### **Thrivent High Income Municipal Bond Fund**

**Janet I. Grangaard, CFA and Johan Å. Åkesson, CFA** are jointly and primarily responsible for the day-to-day management of the Fund. Ms. Grangaard has served as lead portfolio manager of the Fund since February 2018. Mr. Åkesson has served as the associate portfolio manager of the Fund since February 2018. Ms. Grangaard has been with Thrivent Financial since 1988 and has served as a portfolio manager since 1994. Mr. Åkesson has been with Thrivent Financial since 1993 and has served as an associate portfolio manager and portfolio manager during various time periods since 1999.

### **Thrivent High Yield Fund**

**Paul J. Ocenasek, CFA** is primarily responsible for the day-to-day management of the Fund. Mr. Ocenasek has served as portfolio manager of the Fund since December 1997. He has been with Thrivent Financial since 1987 and, since 1997, has served as portfolio manager to other Thrivent mutual funds.

### **Thrivent Income Fund**

**Kent L. White, CFA** is primarily responsible for the day-to-day management of the Fund. Mr. White has served as a portfolio manager of the Fund since June 2017. Mr. White is the Director of Investment Grade Research, and he has been with Thrivent Financial since 1999.

### **Thrivent International Allocation Fund**

Thrivent Asset Mgt. has engaged **Goldman Sachs Asset Management, L.P. ("GSAM")**, 200 West Street, New York, New York 10282-2198, as investment subadviser for a portion of the Fund's assets.

GSAM has been registered as an investment adviser since 1990 and is an affiliate of Goldman Sachs & Co. LLC. As of December 31, 2020, GSAM, including its investment advisory affiliates, had assets under supervision ("AUS") of approximately \$1,953,798.60 million. AUS includes assets under management and other client assets for which GSAM and its investment advisory affiliates do not have full discretion. GSAM's Quantitative Investment Strategies team (the "QIS" team) manages international small-cap equity assets of the Fund with the following team members being jointly and primarily responsible for day-to-day management. **Len Ioffe**, Managing Director and Senior Portfolio Manager, joined GSAM in 1994 and has been a portfolio manager since 1996. Mr. Ioffe has managed the Fund



since September 2013. **Osman Ali**, Managing Director and global co-head of equity alpha strategies within QIS, joined GSAM and the research and portfolio management team within QIS in 2005. Mr. Ali has managed the Fund since September 2013. **Takashi Suwabe**, Managing Director and co-head of active equity research within QIS, joined GSAM and the QIS team in 2009. Mr. Suwabe has managed the Fund since September 2013. **Dennis Walsh**, Managing Director and global co-head of equity alpha strategies within QIS, joined GSAM and the QIS team in 2009. He has managed the Fund since February 2021.

The Adviser manages the Fund's international large- and mid-cap equity, emerging markets equity and U.S. securities assets. **Noah J. Monsen, CFA** and **Brian W. Bomgren, CQF** are jointly and primarily responsible for day-to-day management of the Fund's international large- and mid-cap equity, emerging markets equity and U.S. securities assets. Mr. Monsen and Mr. Bomgren have served as portfolio managers of the Fund since February 2016. Mr. Monsen has been with Thrivent Financial since 2000 and has served in an investment management capacity since 2008. Mr. Bomgren has been with Thrivent Financial since 2006 and is currently a Senior Portfolio Manager.

### **Thrivent Large Cap Growth Fund**

**Lauri Brunner** is primarily responsible for the day-to-day management of the Fund, and she has served as portfolio manager of the Fund since September 2018. Ms. Brunner has been with Thrivent Financial since 2007 and currently is a Senior Portfolio Manager.

### **Thrivent Large Cap Value Fund**

**Kurt J. Lauber, CFA** is primarily responsible for the day-to-day management of the Fund. Mr. Lauber has served as portfolio manager of the Fund since March 2013. Mr. Lauber has been with Thrivent Financial since 2004 and previously served as an associate portfolio manager.

### **Thrivent Limited Maturity Bond Fund**

**Michael G. Landreville, CFA, CPA (inactive), Gregory R. Anderson, CFA, Cortney L. Swensen, CFA** and **Jon-Paul (JP) Gagne** are jointly and primarily responsible for the day-to-day management of the Fund. Mr. Landreville has served as a portfolio manager of the Fund since October 1999, Mr. Anderson has served as a portfolio manager of the Fund since April 2005, Ms. Swensen has served as a portfolio manager of the Fund since February 2020, and Mr. Gagne has served as a portfolio manager of the Fund since February 2021. Mr. Landreville has been with Thrivent Financial since 1983 and has served as a portfolio manager since 1998. Mr. Anderson is Vice President, Fixed Income General Accounts. He has been with Thrivent Financial since 1997 and has served as a portfolio manager since 2000. Ms. Swensen has been with Thrivent Financial since 2011 and is currently a Senior Portfolio Manager. Mr. Gagne joined Thrivent Financial in May 2018 as a Senior Research Analyst/Trader covering Securitized Assets and became a portfolio manager in February 2021.

### **Thrivent Low Volatility Equity Fund**

**Noah J. Monsen, CFA** and **Brian W. Bomgren, CQF** are jointly and primarily responsible for the day-to-day management of the Fund. Mr. Monsen and Mr. Bomgren have served as portfolio managers of the Fund since February 2017 and February 2018, respectively. Mr. Monsen has been with Thrivent Financial since

2000 and has served in an investment management capacity since 2008. Mr. Bomgren has been with Thrivent Financial since 2006 and is currently a Senior Portfolio Manager.

### **Thrivent Mid Cap Growth Fund**

**David J. Lettenberger, CFA** and **Siddharth Sinha, CFA** are jointly and primarily responsible for the day-to-day management of the Fund. Mr. Lettenberger has served as portfolio manager of the Fund since February 2020, and Mr. Sinha has served as a portfolio manager of the Fund since January 2021. Mr. Lettenberger has been a portfolio manager at Thrivent Financial since 2013, when he joined the firm. Mr. Sinha has been a portfolio manager at Thrivent Financial since August 2015, when he joined the firm.

### **Thrivent Mid Cap Stock Fund**

**Brian J. Flanagan, CFA** is primarily responsible for the day-to-day management of the Fund. Mr. Flanagan has been a portfolio manager of the Fund since February 2004. He has been with Thrivent Financial since 1994 and a portfolio manager since 2000.

### **Thrivent Mid Cap Value Fund**

**Graham Wong, CFA** is primarily responsible for the day-to-day management of the Fund. Mr. Wong has served as portfolio manager of the Fund since February 2020. Mr. Wong has been a portfolio manager at Thrivent Financial since 2013, when he joined the firm.

### **Thrivent Money Market Fund**

**William D. Stouten** is primarily responsible for the day-to-day management of the Fund. Mr. Stouten has served as portfolio manager of the Fund since October 2003. Prior to this position, he was a research analyst and trader for the Thrivent money market funds since 2001, when he joined Thrivent Financial.

### **Thrivent Multidimensional Income Fund**

**Gregory R. Anderson, CFA, Stephen D. Lowe, CFA, Kent L. White, CFA** and **Theron G. Whitehorn, CFA** are jointly and primarily responsible for the day-to-day management of the Fund. Mr. Anderson has served as a portfolio manager of the Fund since February 2017. Mr. Lowe has served as a portfolio manager of the Fund since February 2018. Mr. White has served as a portfolio manager of the Fund since July 2019. Mr. Whitehorn has served as a portfolio manager of the Fund since February 2021. Mr. Anderson is Vice President, Fixed Income General Accounts. He has been with Thrivent Financial since 1997 and has served as a portfolio manager since 2000. Mr. Lowe is Chief Investment Strategist and has been with Thrivent Financial since 1997. Mr. White is the director of Investment Grade Research, and he has been with Thrivent Financial since 1999. Mr. Whitehorn is the Director of Fixed Income Quantitative Research and has been with Thrivent Financial since May 2018.

### **Thrivent Municipal Bond Fund**

**Janet I. Grangaard, CFA** is primarily responsible for the day-to-day management of the Fund. Ms. Grangaard has served as portfolio manager of the Fund since April 2002. She has been with Thrivent Financial since 1988 and has served as a portfolio manager since 1994.

## Thrivent Opportunity Income Plus Fund

**Gregory R. Anderson, CFA, Conrad E. Smith, CFA, Kent L. White, CFA, Stephen D. Lowe, CFA and Theron G. Whitehorn, CFA** are jointly and primarily responsible for the day-to-day management of the Fund. Mr. Anderson has served as a portfolio manager of the Fund since April 2005. Mr. Smith has served as a portfolio manager of the Fund since August 2013. Mr. White has served as a portfolio manager of the Fund since May 2015. Mr. Lowe has served as a portfolio manager of the Fund since February 2018. Mr. Whitehorn has served as a portfolio manager of the Fund since February 2021. Mr. Anderson is Vice President, Fixed Income General Accounts. He has been with Thrivent Financial since 1997 and has served as a portfolio manager since 2000. Mr. Smith has been with Thrivent Financial since 2004 and also manages the leveraged loan portfolio and the high yield bond portfolio of Thrivent Financial's general account. Mr. White is the Director of Investment Grade Research at Thrivent Financial and has been with the firm since 1999. Mr. Lowe is Chief Investment Strategist and has been with Thrivent Financial since 1997. Mr. Whitehorn is the Director of Fixed Income Quantitative Research and has been with Thrivent Financial since May 2018.

**David J. Lettenberger, CFA** is primarily responsible for the day-to-day management of the Fund. Mr. Lettenberger has served as portfolio manager of the Fund since February 2018. Mr. Lettenberger has been a portfolio manager at Thrivent Financial since 2013, when he joined the firm.

## Thrivent Small Cap Growth Fund

**Matthew D. Finn, CFA and James M. Tinucci, CFA** are jointly and primarily responsible for the day-to-day management of the Fund. Mr. Finn has served as lead portfolio manager for the Fund since March 2013. Mr. Tinucci has served as the associate portfolio manager of the Fund since February 2015. Mr. Finn has been a portfolio manager at Thrivent Financial since 2004, when he joined Thrivent Financial. Mr. Tinucci has been with Thrivent Financial since 2014.

## Thrivent Small Cap Stock Fund

Personnel of Thrivent Asset Mgt. and the subadvisers may invest in securities for their own account pursuant to codes of ethics that establish procedures for personal investing and restrict certain transactions. Transactions in securities that may be held by the Funds are permitted by Thrivent Asset Mgt., subject to compliance with applicable provisions under the applicable codes of ethics.

## Personal Securities Investments

Personnel of Thrivent Asset Mgt. and the subadvisers may invest in securities for their own account pursuant to codes of ethics that establish procedures for personal investing and restrict certain transactions. Transactions in securities that may be held by the Funds are permitted by Thrivent Asset Mgt., subject to compliance with applicable provisions under the applicable codes of ethics.

## Trademarks

BLOOMBERG® is a trademark and service mark of Bloomberg Finance L.P. and its affiliates (collectively "Bloomberg"). BARCLAYS® is a trademark and service mark of Barclays Bank Plc (collectively with its affiliates, "Barclays"), used under license. Bloomberg or Bloomberg's licensors, including Barclays, own all proprietary rights in the Bloomberg Barclays Indices. Neither Bloomberg nor Barclays approves or endorses this material, or guarantees the accuracy or completeness of any information herein, or makes any warranty, express or implied, as to the results to be obtained therefrom and, to the maximum extent

allowed by law, neither shall have any liability or responsibility for injury or damages arising in connection therewith.

Global Industry Classification standard ("GICS") was developed by and is the exclusive property and a service mark of MSCI Inc. ("MSCI") and Standard & Poor's, a division of The McGraw-Hill Companies, Inc. ("S&P"), and is licensed for use by the Funds. Neither MSCI, S&P nor any third party involved in making or compiling the GICS or any GICS classifications makes any express or implied warranties or representations with respect to such standard or classification (or the results to be obtained by the use thereof), and all such parties hereby expressly disclaim all warranties or originality, accuracy, completeness, merchantability and fitness for a particular purpose with respect to any of such standard or classification. Without limiting any of the foregoing, in no event shall MSCI, S&P, any of their affiliates or any third party involved in making or compiling the GICS or any GICS classifications have any liability for any direct, indirect, special, punitive, consequential or any other damages (including lost profits) even if notified of the possibility of such damages.

The Funds are not sponsored, endorsed, sold or promoted by MSCI, any of its affiliates, any of its information providers or any other third party involved in, or related to, compiling, computing or creating any MSCI Index (collectively, the "MSCI Parties"). The MSCI Indexes are the exclusive property of MSCI. MSCI and the MSCI Index names are service mark(s) of MSCI or its affiliates and have been licensed for use for certain purposes by Thrivent Financial. None of the MSCI Parties makes any representation or warranty, express or implied, to the issuer or owners of the Funds or any other person or entity regarding the advisability of investing in funds generally or in the Funds particularly or the ability of any MSCI Index to track corresponding stock market performance. MSCI or its affiliates are the licensors of certain trademarks, service marks and trade names and of the MSCI Indexes which are determined, composed and calculated by MSCI without regard to the Funds or the issuer or owners of the Funds or any other person or entity. None of the MSCI Parties has any obligation to take the needs of the issuer or owners of the Funds or any other person or entity into consideration in determining, composing or calculating the MSCI Indexes. None of the MSCI Parties is responsible for or has participated in the determination of the timing of, prices at, or quantities of the Funds to be issued or in the determination or calculation of the equation by or the consideration into which the Funds are redeemable. Further, none of the MSCI Parties has any obligation or liability to the issuer or owners of the Funds or any other person or entity in connection with the administration, marketing or offering of the Funds.

Although MSCI shall obtain information for inclusion in or for use in the calculation of the MSCI Indexes from sources that MSCI considers reliable, none of the MSCI Parties warrants or guarantees the originality, accuracy and/or the completeness of any MSCI Index or any data included therein. None of the MSCI Parties makes any warranty, express or implied, as to results to be obtained by the issuer of the fund, owners of the fund, or any other person or entity, from the use of any MSCI Index or any data included therein. None of the MSCI Parties shall have any liability for any errors, omissions or interruptions of or in connection with any MSCI Index or any data included therein. Further, none of the MSCI Parties makes any express or implied warranties of any kind, and the MSCI Parties hereby expressly disclaim all warranties of merchantability and fitness for a particular purpose, with respect to each MSCI Index and any

data included therein. Without limiting any of the foregoing, in no event shall any of the MSCI Parties have any liability for any direct, indirect, special, punitive, consequential or any other damages (including lost profits) even if notified of the possibility of such damages.

MSCI makes no express or implied warranties or representations and shall have no liability whatsoever with respect to any MSCI data contained herein. The MSCI data may not be further redistributed or used as a basis for other indexes or any securities or financial products. This prospectus is not approved, endorsed, reviewed or produced by MSCI. None of the MSCI data is intended to constitute investment advice or a recommendation to make (or refrain from making) any kind of investment decision and may not be relied on as such.

London Stock Exchange Group plc and its group undertakings (collectively, the "LSE Group"). © LSE Group 2020. FTSE Russell is a trading name of certain of the LSE Group companies. Russell 2000®, Russell 2000® Growth, Russell Midcap®, Russell Midcap® Growth, Russell Midcap® Value, Russell 1000® Value, Russell 1000® Growth, Russell 3000® is/are a trade mark(s) of the relevant LSE Group companies and is/are used by any other LSE Group company under license. All rights in the FTSE Russell indexes or data vest in the relevant LSE Group company which owns the index or the data. Neither LSE Group nor its licensors accept any liability for any errors or omissions in the indexes or data and no party may rely on any indexes or data contained in this communication. No further distribution of data from the LSE Group is permitted without the relevant LSE Group company's express written consent. The LSE Group does not promote, sponsor or endorse the content of this communication.

The S&P 500® Index, S&P SmallCap 600® Index, S&P SmallCap 600 Growth Index, S&P MidCap 400® Index, S&P 500 Growth Index, and S&P 500 Value Index are products of S&P Dow Jones Indices LLC and/or its affiliates and have been licensed for use by the Funds. Copyright © 2021 S&P Dow Jones Indices LLC, a subsidiary of McGraw Hill Financial Inc., and/or its affiliates. All rights reserved. Redistribution, reproduction and/or photocopying in whole or in part are prohibited without written permission of S&P Dow Jones Indices LLC. For more information on any of S&P Dow Jones indices LLC's indices please visit [spdji.com](http://spdji.com). S&P® is

a registered trademark of Standard & Poor's Financial Services LLC and Dow Jones® is a registered trademark of Dow Jones Trademark Holdings LLC. Neither S&P Dow Jones Indices LLC, Dow Jones Trademark Holdings, LLC their affiliates nor their third party licensors make any representation or warranty, express or implied, as to the ability of any index to accurately represent the asset class or market sector that it purports to represent and neither S&P Dow Jones Indices LLC, Dow Jones Trademark Holdings LLC, their affiliates nor their third party licensors shall have any liability for any errors, omissions, or interruptions of any index or the data included therein.

LSTA is a trademark of Loan Syndications and Trading Association, Inc. and has been licensed for use by S&P Dow Jones Indices.

This prospectus may contain information obtained from third parties, including ratings from credit ratings agencies such as Standard & Poor's. Reproduction and distribution of third party content in any form is prohibited except with the prior written permission of the related third party. Third party content providers do not guarantee the accuracy, completeness, timeliness or availability of any information, including ratings, and are not responsible for any errors or omissions (negligent or otherwise), regardless of the cause, or for the results obtained from the use of such content. THIRD PARTY CONTENT PROVIDERS GIVE NO EXPRESS OR IMPLIED WARRANTIES, INCLUDING, BUT NOT LIMITED TO, ANY WARRANTIES OF MERCHANTABILITY OR FITNESS FOR A PARTICULAR PURPOSE OR USE. THIRD PARTY CONTENT PROVIDERS SHALL NOT BE LIABLE FOR ANY DIRECT, INDIRECT, INCIDENTAL, EXEMPLARY, COMPENSATORY, PUNITIVE, SPECIAL OR CONSEQUENTIAL DAMAGES, COSTS, EXPENSES, LEGAL FEES, OR LOSSES (INCLUDING LOST INCOME OR PROFITS AND OPPORTUNITY COSTS OR LOSSES CAUSED BY NEGLIGENCE) IN CONNECTION WITH ANY USE OF THEIR CONTENT, INCLUDING RATINGS. Credit ratings are statements of opinions and are not statements of fact or recommendations to purchase, hold or sell securities. They do not address the suitability of securities or the suitability of securities for investment purposes and should not be relied on as investment advice.

# Shareholder Information

---

## How to Contact Us

Internet:

thriventfunds.com

Telephone:

800-847-4836

New Applications:

Thrivent Mutual Funds  
P.O. Box 219347  
Kansas City, Missouri 64121-9347

Additional Investments:

Thrivent Mutual Funds  
P.O. Box 219334  
Kansas City, Missouri 64121-9334

Redemptions, Exchanges or Other Requests:

Thrivent Mutual Funds  
P.O. Box 219348  
Kansas City, Missouri 64121-9348

Express Mail:

Thrivent Mutual Funds  
430 West 7th Street  
Kansas City, Missouri 64105

Fax:

866-278-8363

Wire Transfer Instructions:

State Street Corp.  
225 Franklin Street  
Boston, MA 02101  
ABA #011000028  
Account #4195-538-6

Credit:

Thrivent Financial Investor Services Inc. as Agent for the benefit of Thrivent Mutual Funds

Further Credit:

[Name of the Fund]  
[Shareholder Account Number]  
[Shareholder Registration/Name]

## Pricing Fund Shares

The price of a Fund's shares is based on the Fund's net asset value ("NAV"). Each Fund determines its NAV for a particular class of shares once daily at the close of regular trading on the New York Stock Exchange ("NYSE"), which is normally 4:00 p.m. Eastern time. If the NYSE has an unscheduled early close but certain other markets remain open until their regularly scheduled closing time, the NAV may be determined as of the regularly scheduled closing time of the NYSE. If the NYSE and/or certain other markets close early due to extraordinary circumstances (e.g., weather, terrorism, etc.), the NAV may be calculated as of the early close of the NYSE and/or certain other markets. The NAV generally will not be determined on days when, due to extraordinary circumstances, the NYSE and/or certain other

markets do not open for trading. The Funds generally do not determine NAV on holidays observed by the NYSE or on any other day when the NYSE is closed. The NYSE is regularly closed on Saturdays and Sundays, New Year's Day, Martin Luther King, Jr. Day, Presidents' Day, Good Friday, Memorial Day, Independence Day, Labor Day, Thanksgiving Day and Christmas Day. The price at which you purchase or redeem shares of a Fund is based on the next calculation of the NAV after the Fund receives your purchase or redemption request in good order.

Thrivent Money Market Fund seeks to maintain a stable \$1.00 NAV, pursuant to procedures established by the Board, and generally utilizes the amortized cost method. Valuing securities held by Thrivent Money Market Fund on the basis of amortized cost (which approximates market value) involves a constant amortization of premium or accretion of discount to maturity. This method is explained further in the Statement of Additional Information. The Fund will not value a security at amortized cost, but will instead make a fair value determination for such security, if it determines that amortized cost is not approximately the same as the fair value of the security.

Each other Fund determines the NAV for a particular class by dividing the total Fund assets attributable to that class, less all liabilities attributable to such class, by the total number of outstanding shares of that class. To determine the NAV, the other Funds generally value their securities at current market value using readily available market prices. If market prices are not available or if the Adviser determines that they do not accurately reflect fair value for a security, the Board has authorized the Adviser to make fair valuation determinations pursuant to policies approved by the Board. Fair valuation of a particular security is an inherently subjective process, with no single standard to utilize when determining a security's fair value. In each case where a security is fair valued, consideration is given to the facts and circumstances relevant to the particular situation. This consideration includes a review of various factors set forth in the pricing policies adopted by the Board. For any portion of a Fund's assets that are invested in other mutual funds, the NAV is calculated based upon the NAV of the mutual funds in which the Fund invests, and the prospectuses for those mutual funds explain the circumstances under which they will use fair value pricing and the effects of such a valuation.

Because many foreign markets close before the U.S. markets, significant events may occur between the close of the foreign market and the close of the U.S. markets, when the Fund's assets are valued, that could have a material impact on the valuation of foreign securities (*i.e.*, available price quotations for these securities may not necessarily reflect the occurrence of the significant event). The Funds, subject to oversight by the Board, evaluate the impact of these significant events and adjust the valuation of foreign securities to reflect the fair value as of the close of the U.S. markets to the extent that the available price quotations do not, in the Adviser's opinion, adequately reflect the occurrence of the significant events. For more information about how the Funds discourage abusive trading practices (including those that may attempt to take advantage of significant events, the occurrence of which are not necessarily reflected in available price quotations of foreign securities), please see the section

entitled “Frequent Trading Policies and Monitoring Processes” in this Prospectus.

## Class S Shares

Thrivent Mutual Funds offer Class A shares for most of the Funds and Class S shares for each of the Funds. There is no sales charge imposed in connection with the purchase of Class S shares and such shares are not subject to any Rule 12b-1 fees. In contrast, Class A shares are subject to sales charges and Rule 12b-1 fees. Because the sales charges and expenses vary between the Class A shares and Class S shares, performance will vary with respect to each class. A copy of the Class A prospectus may be obtained by writing to the Fund, calling toll free 800-847-4836, or downloading it from our website (thriventfunds.com).

You may purchase Class S shares in several ways, including:

- Directly from our website;
- From a broker-dealer or financial intermediary who maintains a selling agreement with the Funds’ principal underwriter, Thrivent Distributors, LLC (“Thrivent Distributors”), including in fee-based investment advisory programs;
- From a broker-dealer or financial intermediary who maintains a selling agreement with the Funds’ principal underwriter, and subject to an account service fee for certain services provided by the broker-dealer and their financial representatives. A shareholder who wants such services and elects to pay an account service fee pays such fee to the broker-dealer from the shareholder’s account; the fee is not deducted from the assets of the Thrivent Mutual Funds; and
- Through certain retirement plans and deferred compensation plans.

Thrivent Mutual Funds has authorized certain broker-dealers to receive purchase and redemption orders, and such broker-dealers are authorized to designate other intermediaries to receive orders on the Funds’ behalf. Such broker-dealers and intermediaries may charge fees for effecting transactions or for other services. If your Thrivent Mutual Funds shares are held in an account subject to a broker-dealer’s investment advisory program or an account service fee agreement, please contact your financial representative for information about these fees and the services available for the different fees or for help with transactions in, or changes to, your Thrivent Mutual Funds account.

If you do not utilize the services of a broker-dealer or financial representative, or if you want to terminate an account service fee agreement, you will manage your Thrivent Mutual Funds account online at thriventfunds.com or you may call the Thrivent Mutual Funds Interaction Center (“Interaction Center”) at 800-847-4836.

## Buying Shares

### Opening an Account

You must open an account for each Fund that you want to purchase. If you would like assistance with opening an account, please contact your financial professional or please call the Interaction Center at 800-847-4836.

Generally, you can purchase multiple Funds under one account registration type (e.g., an IRA). How you register your account with the Funds can affect your legal interests as well as the rights

and interests of your family and beneficiaries. You should always consult with your legal and/or tax advisor to determine the account registration type that best meets your needs. You must clearly identify the type of account you want on your application. Additional documentation may be necessary on any account, including accounts such as a corporation, trust, estate, custodianship, guardianship, partnership or pension and profit sharing plan. Your ability to transfer Fund shares to another broker-dealer is limited to those broker-dealers with whom the Funds’ principal underwriter maintains a selling agreement. In the event that your account has been abandoned or is no longer supported by your broker-dealer, we will assist you in finding an alternative broker-dealer or exchanging your shares, as appropriate.

## Required Minimum Investments

<b>Regular Account</b>	<b>Initial Purchase</b>	<b>Additional Purchases</b>
All Funds	\$2,000	\$50
<b>IRA or Tax-Deferred Plan</b>		
All Funds	\$1,000	\$50
<b>Employer Sponsored Qualified Plans</b>		<b>No Minimum Requirement</b>
<b>Automatic Investment Plan</b>	<b>Minimum Monthly Amount Per Fund Account Number</b>	
All Funds	\$50	

Please note that these minimums are not applicable to investors in certain fee-based investment advisory programs.

## Making an Order

Shares of the Funds are issued on days that the NYSE is open, which generally are weekdays other than national holidays. If you are not purchasing through an omnibus or networked account, your order will be considered received when it is received by the transfer agent in good order. If you are purchasing through an omnibus or networked account, your order will be considered received when an authorized broker (or its authorized designee) receives it in good order. Good order means that your instructions and any required payment have been received by the transfer agent or an authorized broker (or its authorized designee) in the form required by the Funds, including the name of the Fund, the account number, the amount of the transaction, and all required signatures. Orders received in good order by the transfer agent, or by an authorized broker (or its authorized designee) for omnibus or networked accounts, before the close of trading on the NYSE (generally 4:00 p.m. Eastern time) will be processed at the NAV calculated that day. The Fund, its transfer agent, or any other authorized Fund agent may, in its sole discretion, determine whether any particular transaction request is in good order and reserves the right to change or waive any good order requirement at any time.

## Purchases by Employer Sponsored Qualified Plans and IRAs or Other Tax-Deferred Plans

For SEP and SIMPLE plans, while there is no required minimum investment amount for purchases, we reserve the right to limit purchases to a single Fund until a minimum investment of \$1,000 is achieved. In addition, the required minimum investment on a purchase for IRAs or other Tax-Deferred Plans, as disclosed above in "Required Minimum Investments," may be waived.

## Purchase Policies

Your payment must be in U.S. dollars drawn on a U.S. bank. Thrivent Mutual Funds does not accept cash, virtual currency, traveler's checks, credit card courtesy checks or most third-party and starter/counter checks. If you purchase shares by check, electronic funds transfer (other than bank wire) or automatic investment plan and you elect to redeem those shares soon after their purchase, a Fund may delay paying the redemption proceeds for up to 10 days from the date of purchase to allow the Fund to collect payment for the purchase of shares.

The Funds and Thrivent Distributors reserve the right to suspend the offering of shares for a period of time and the right to reject any specific purchase of shares.

Under applicable anti-money laundering rules and other regulations, the Fund, its transfer agent, or any other authorized Fund agent may suspend, restrict or cancel your purchase order and withhold the monies.

The Funds have implemented procedures designed to reasonably ensure that instructions are genuine. These procedures include recording telephone conversations, logging electronic activity, requesting verification of certain personal information and supplying transaction verification information. Please note, however, that the Funds will not be liable for losses suffered by a shareholder that result from following instructions reasonably believed to be authentic after verification pursuant to these procedures. If an account has multiple owners, the Funds may rely on the instructions of any one account owner.

## Initial Purchases

You may purchase initial shares in any of the following ways:

- Through a financial representative;
- By mail;
- By telephone;
- By the Internet; or
- By wire/ACH transfer.

During periods of extreme volume caused by dramatic economic or stock market changes or due to unforeseen technology issues, it is possible that you may have difficulty reaching the Interaction Center by phone or Internet for short periods of time.

### Initial Purchases by Mail

(See "How to Contact Us" for address information)

To buy shares of the Funds by mail:

- Complete and submit your new account application for each different account registration. If you do not complete the application properly, your purchase may be delayed or rejected.

- Make your check payable to the Fund you are buying. If more than one Fund, make your check payable to "Thrivent Mutual Funds."

### Initial Purchases by Telephone

To buy initial shares of the Funds by telephone, please note the following:

- Complete and submit your new account application for each different account registration. If you do not complete the application properly, your purchase may be delayed or rejected.
- Complete all of the bank information required on the application so that you may call the Fund to withdraw money from your bank checking or savings account to make your investment.
- This feature may not be available on certain accounts.

### Initial Purchases by Internet

To buy initial shares of the Funds by the Internet, please note the following:

- Complete and submit your new account application for each different account registration. If you do not complete the application properly, your purchase may be delayed or rejected.
- A User ID and password is required prior to authorizing such transactions.
- Bank instructions must be established on the account through the Internet or by submitting the bank information on the application prior to making a purchase.
- This feature may not be available on certain accounts.

### Initial Purchases by Wire Transfer

To buy initial shares of the Funds by wire transfer, please note the following:

- Your bank must be a member of, have a corresponding relationship with a member of, or use the Federal Reserve System.
- Complete and mail your new account application for each account registration. If you do not complete the application properly, your purchase may be delayed or rejected.
- Instruct your bank to wire transfer the funds. (See *Wire Transfer Instructions under "How to Contact Us"*)
- This feature may not be available on certain accounts.
- Thrivent Mutual Funds and its transfer agent are not responsible for the consequences of delays resulting from the banking or Federal Reserve wire transfer system, or from incomplete wiring instructions.

## Additional Purchases

You may purchase additional shares in any of the following ways:

- Through a financial representative;
- By mail;
- By telephone;
- By the Internet;
- By wire/ACH transfer; or
- Through an Automatic Investment Plan.

During periods of extreme volume caused by dramatic economic or stock market changes or due to unforeseen technology issues, it is possible that shareholders may have difficulty reaching the Interaction Center by phone or Internet for short periods of time.

## **Additional Purchases by Mail**

(See “How to Contact Us” for address information)

To make additional purchases by mail, make your check payable to the specific Fund in which you are investing. If more than one Fund, make your check payable to “Thrivent Mutual Funds.” Please indicate your Fund account number on the face of your check. If you have more than one account, always verify that you are investing in the proper account. This will help ensure the proper handling of the transaction.

## **Additional Purchases by Telephone**

The ability to purchase shares by telephone is automatically extended to most shareholder accounts, unless the option is specifically declined on your application. Certain accounts are not extended this feature. If you do not want the telephone purchase option on your account, please call the Interaction Center at 800-847-4836. By accepting this feature, you assume some risks for unauthorized transactions.

## **Additional Purchases by Internet**

You may purchase additional shares within your Fund accounts over the Internet. A User ID and password is required prior to authorizing transactions on your Fund accounts. This feature may not be available on certain accounts.

## **Additional Purchases by Wire Transfer**

You may make additional purchases in an existing Fund account by wire transfer. Please note the following:

- Your bank must be a member of, have a corresponding relationship with a member of, or use the Federal Reserve System.
- Instruct your bank to wire transfer the funds. (See Wire Transfer Instructions under “How to Contact Us”)
- This feature may not be available on certain accounts.
- Thrivent Mutual Funds and its transfer agent are not responsible for the consequences of delays resulting from the banking or Federal Reserve wire transfer system, or from incomplete wiring instructions.

## **Automatic Investment Plans**

The Funds offer several automatic investment plans to make periodic investing more convenient. Using the Funds' automatic investment plans, you may implement a strategy called dollar cost averaging. Dollar cost averaging involves investing a fixed amount of money at regular intervals. Generally, when you dollar cost average, you purchase more shares when the price is low and fewer shares when the price is high. Dollar cost averaging does not ensure a profit or protect against a loss during declining markets.

For further information regarding any of the following automatic investment plans, contact your financial representative or the Interaction Center at 800-847-4836.

## **Automatic Purchase Plan**

The Funds' Automatic Purchase Plan allows you to make regular additional investments in an existing Fund account. Under this plan, the Funds will withdraw from an investor's bank checking or savings account in the amount specified (subject to the required minimum investments) on specified dates. The proceeds will be invested in shares of the specified Fund at the applicable offering

price determined on the date of the draw. To use this plan, you must authorize the plan on your application form, or subsequently in writing, and may be required to submit additional documents. This feature may not be available on certain accounts.

## **Automatic Payroll Deduction Savings and Investment Plan**

The payroll deduction savings and investment plan allows Social Security recipients, federal employees and military personnel to invest in the Funds through direct deduction from their paychecks or commission checks. For information about how to instruct another institution to send payroll deduction amounts to your mutual fund account, contact the Interaction Center at 800-847-4836.

## **Retirement Plans**

Certain types of individual and employer-sponsored retirement plans may be established with assets invested in Thrivent Mutual Funds. These accounts may offer you tax advantages. You should consult your attorney and/or tax advisor before you establish a retirement plan. Additional fees may apply to some retirement accounts. Please review plan documents and/or custodial account agreements for more information. You may obtain these materials, documents and forms by contacting your financial professional or the Interaction Center, or by downloading the documents on [thriventfunds.com](http://thriventfunds.com). Please note, however, that each Fund reserves the right to not make its shares available to certain retirement plan accounts.

## **Redeeming Shares**

When the transfer agent or an authorized broker (or its authorized designee) receives your redemption request in good order, the Fund will redeem available shares at the next calculation of the Fund's NAV. Orders received by the transfer agent or an authorized broker (or its authorized designee) in good order before the close of trading on the NYSE (generally 4:00 p.m. Eastern time) will be processed at the NAV calculated that day.

Except as discussed below for redemptions of recently purchased shares, the Funds typically expect to pay redemption proceeds within two business days after receipt of a redemption request determined to be in good order, but payment may take up to seven days. The right to redeem shares may be suspended or payment upon redemption may be delayed for more than seven days only (i) for any period during which trading on the NYSE is restricted as determined by the SEC or during which the NYSE is closed (other than customary weekend and holiday closings), (ii) for any period during which an emergency exists, as defined by the SEC, as a result of which disposal of portfolio securities or determination of the NAV of the Funds is not reasonably practicable, and (iii) for such other periods as the SEC may by order permit for the protection of shareholders of the Funds. If you purchased shares by check, electronic funds transfer (other than bank wire) or automatic investment plan and you elect to redeem those shares soon after their purchase, a Fund may delay paying the redemption proceeds for up to 10 days from the date of purchase to allow the Fund to collect payment for the purchase of shares.

The Funds typically expect to meet redemption requests with cash or cash equivalents held by the applicable Fund(s) or from proceeds from selling Fund assets in connection with the normal course management of the Fund. In stressed or otherwise abnormal market conditions, including to meet significant

redemption activity by shareholders, a Fund may need to sell portfolio assets. In this type of situation, the Fund could be forced to sell portfolio securities at unfavorable prices in an effort to generate sufficient cash to pay redeeming shareholders.

A Fund may also, particularly in stressed or otherwise abnormal market conditions, meet redemption requests with cash obtained through short-term borrowing arrangements that may be available from time to time. Such borrowing arrangements currently include a credit facility in which the Funds and other portfolios managed by the Adviser or an affiliate participate, and an interfund lending program maintained pursuant to an exemptive order from the SEC. The Funds are limited under both arrangements as to the amount that each may borrow. The statement of additional information includes more information about these borrowing arrangements.

Although the Funds typically expect to pay redemption proceeds in cash, if a Fund determines that a cash redemption would be detrimental to remaining Fund shareholders, the Funds may pay all or a portion of redemption proceeds to affiliated shareholders with in-kind distributions of a Fund's portfolio securities. In this situation, you would typically receive a pro-rata portion (i.e., a proportionate share) of a Fund's portfolio of holdings to the extent practicable. You may incur brokerage and other transaction costs associated with converting into cash the portfolio securities distributed to you for such in-kind redemptions. The portfolio securities you receive may increase or decrease in value before you convert them into cash. You may incur tax liability when you sell the portfolio securities you receive from an in-kind redemption.

If an account has multiple owners, the Fund may rely on the instructions of any one account owner to redeem shares. Additional documentation may be necessary on any account, including accounts such as a corporation, trust, estate, custodianship, guardianship, partnership or pension and profit sharing plan.

You must have a Medallion Signature Guarantee if you want to sell shares with a value of \$500,000 or more. A Medallion Signature Guarantee is a stamp provided by a financial institution that verifies your signature. You endorse the applicable form and have the signature(s) guaranteed by an eligible guarantor institution such as a commercial bank, trust company, security broker or dealer, credit union, or a savings association participating in the Medallion Signature Guarantee Program. A Medallion Signature Guarantee may generally be obtained at any national bank or brokerage firm. We may waive or alter the Medallion Signature Guarantee requirement in certain limited circumstances. The Funds do not accept Medallion Signature Guarantees by fax.

A written redemption request between \$100,000 and \$499,999.99 requires one of the following three procedures:

- Your notarized signature;
- A Medallion Signature Guarantee; or
- An attestation of your signature by your financial professional.

We may waive these requirements in limited instances. One of these three procedures would also be required for:

- Requests to send redemption proceeds to an address other than the one listed on the account;
- Requests to wire funds or directly deposit funds to a bank account with a bank name registration different than the bank name of the account;
- Requests to make redemption proceeds payable to someone other than the current account owner;
- Requests to sell shares if there has been a change of address on the account within the preceding 15 days; and
- Requests to sell shares if there has been a new bank of record added on the account within the preceding 15 days.

If you have any questions regarding the foregoing, please contact your financial professional or the Interaction Center at 800-847-4836.

Please note that an additional fee of \$12.50 will be assessed for a redemption delivered by weekday overnight mail and a fee of \$20 will be assessed for a redemption delivered by overnight mail for Saturday delivery. In addition, if you request a redemption by wire transfer, a fee of up to \$50 may be assessed. These fees will be satisfied by the redemption of account shares.

A Fund will mail payment proceeds within seven days following receipt of all required documents. A mailing of redemption proceeds may be delayed for up to 10 days from the date of purchase to allow the Fund to collect payment for the purchase of shares.

Under applicable anti-money laundering rules and other regulations, redemptions may be suspended, restricted, cancelled or processed by the Fund, its transfer agent, or any other authorized Fund agent, and any proceeds may be withheld.

You may redeem shares in any of the following ways:

- Through a financial professional;
- By mail or fax;
- By telephone;
- By the Internet;
- By wire/ACH transfer; or
- Through the Automatic Redemption Plan.

During periods of extreme volume caused by dramatic economic or stock market changes or due to unforeseen technology issues, it is possible that shareholders may have difficulty reaching the Interaction Center by phone or Internet for short periods of time.

Redemptions from certain accounts may be subject to additional plan provisions.

### **Redemptions by Mail or Fax**

*(See "How to Contact Us" for address or fax information)*

Complete a Thrivent Mutual Funds redemption form. You may obtain these materials, documents and forms by contacting your financial professional or the Interaction Center, or by downloading the documents on [thriventfunds.com](http://thriventfunds.com). As an alternative, you may prepare a written request including the following information:

- Name(s) of the account owner(s);
- The account number;
- The name of the Fund(s) whose shares are being redeemed;
- Dollar amount or number of shares you wish to redeem; and
- Signature of authorized signer(s).



## Redemptions by Telephone

The ability to redeem shares by telephone is automatically extended to most shareholder accounts, unless the option is specifically declined on your application. Certain accounts are not extended this feature. If you do not want the telephone redemption option on your account, please call the Interaction Center at 800-847-4836. By accepting this feature, you assume some risks for unauthorized transactions.

Telephone redemption checks will be issued to the same payee(s) as the account registration and sent to the address of record.

Telephone redemptions are not allowed if, among other things:

- You have not expressly selected the option to permit telephone or Internet redemptions;
- There has been a change of address in the preceding 15 days; or
- The request is for \$500,000 or more.

## Redemptions by Internet

To redeem shares from your accounts over the Internet, a User ID and password is required prior to authorizing transactions on your Fund accounts. This feature may not be available on certain accounts.

Internet redemption checks will be issued to the same payee(s) as the account registration and sent only to the address of record.

Internet redemptions are not allowed if, among other things:

- You have not expressly selected the option to permit telephone or Internet redemptions;
- There has been a change of address in the preceding 15 days; or
- The request is for \$500,000 or more.

## Redemptions by Wire Transfer

When redeeming shares by wire transfer, the following conditions apply:

- Your bank must be a member of, have a corresponding relationship with a member of, or use the Federal Reserve System.
- A fee of up to \$50 may be assessed for redemptions by wire.
- Other restrictions may apply if Thrivent Mutual Funds does not already have information related to your bank account.
- This feature may not be available on certain accounts.

## Automatic Redemption Plan

The Automatic Redemption Plan allows you to have money automatically withdrawn from your Fund account(s) on a regular basis. The plan allows you to receive funds or direct payments at regular intervals. The following rules and/or guidelines apply:

- You need a minimum of \$5,000 in your account to start the plan.
- To stop or change your plan, please notify Thrivent Mutual Funds 10 days prior to the next withdrawal.
- This feature may not be available on certain accounts.

## Exchanging Shares Between Funds

You may exchange some or all of your shares of one Fund for shares of the same class of any of the other Funds. You may make exchanges by using the options described in this section or by using the automatic exchange plan, which allows you to make exchanges on a regular basis. In certain limited circumstances, exchanges between different share classes of the same Fund may be permitted. A conversion between share classes of the same Fund is a nontaxable event. All exchanges will be based on the NAV of the shares you are exchanging and acquiring and will be subject to the minimum investment requirements.

The Funds reserve the right to terminate the exchange feature of any shareholder who is believed to be engaging in abusive trading activity, as discussed in "Frequent Trading Policy and Monitoring Process." Further, the Funds reserve the right to modify or terminate the exchange feature at any time with respect to any Fund, if the Funds' Trustees determine that continuing the feature may be detrimental to shareholders. If the exchange policies are materially modified or terminated, the Fund will give you at least 60 days' prior notice.

You may receive more information about making exchanges between Funds by contacting your financial representative or the Interaction Center. Orders received by the transfer agent or an authorized broker (or its authorized designee) in good order before the close of trading on the NYSE (generally 4:00 p.m. Eastern time) will be processed at the NAV calculated that day.

Under applicable anti-money laundering rules and other regulations, exchange requests may be suspended, restricted, cancelled or processed by the Fund, its transfer agent, or any other authorized Fund agent, and any proceeds may be withheld.

You may exchange Funds in any of the following ways:

- Through a financial representative;
- By mail or fax;
- By telephone;
- By the Internet; or
- By the Automatic Exchange Plan.

During periods of extreme volume caused by dramatic economic or stock market changes or due to unforeseen technology issues, shareholders may have difficulty reaching the Interaction Center by phone or Internet for short periods of time.

## Exchanges by Mail or Fax

Complete a Thrivent Mutual Funds exchange form. You may obtain these materials, documents and forms by contacting your financial professional or the Interaction Center, or by downloading the documents on [thriventfunds.com](http://thriventfunds.com). As an alternative, you may prepare a written request including the following information:

- Name(s) of the account owner(s);
- The Fund(s) and account number(s);
- Dollar or share amount you wish to exchange;
- The name of the Fund(s) and account number(s) you are exchanging into; and
- Signatures of all account owners.

## Exchanges by Telephone

The ability to exchange shares by telephone is automatically extended to most accounts, unless the option is specifically declined on your application. This option may not be available on

certain accounts. If you do not want the telephone exchange option on your account, please call the Interaction Center at 800-847-4836. By accepting this feature, you assume some risks for unauthorized transactions.

### Exchanges by the Internet

To exchange shares within your Fund accounts over the Internet, a User ID and password is required prior to authorizing an exchange on your Fund accounts. This feature may not be available on certain accounts.

### Automatic Exchange Plans

The Automatic Exchange Plan allows you to exchange shares on a regular basis. The plan allows you to exchange funds at regular intervals, on dates you select, between the different funds of the Thrivent Mutual Funds. To start the plan, you will, in most cases, be required to complete paperwork.

To start, stop or change your plan, notify Thrivent Mutual Funds at least 10 days prior to the next exchange date.

For further instructions on how to start, stop, or make changes to the plan, call the Interaction Center at 800-847-4836, or notify the Fund in writing.

## Transaction Confirmations

Typically, you will receive written confirmation of your transaction within five business days following the date of your transaction. You will receive confirmation of certain purchases and sales at least quarterly, including purchases under an automatic investment plan, purchases under an automatic exchange election, purchases of shares from reinvested dividends and/or capital gains, and automatic redemptions. You also can check your account activity at any time either on [thriventfunds.com](http://thriventfunds.com) if you purchased your shares directly on [thriventfunds.com](http://thriventfunds.com), or [thrivent.com](http://thrivent.com) if you purchased your shares in another way.

## Uncashed Checks on Your Account

The Funds reserve the right to reinvest any dividend, distribution or redemption proceeds amounts that you have elected to receive by check should your check remain uncashed for more than 180 days. Such checks will be reinvested in your account at the NAV on the day of the reinvestment. When reinvested, those amounts are subject to the risk of loss like any Fund investment. No interest will accrue on amounts represented by uncashed checks. If you elect to receive distributions in cash and a check remains uncashed for more than 180 days, your cash election may be changed automatically to reinvest and your future dividend and capital gains distributions will be reinvested in the Fund at the NAV as of the date of payment of the distribution. This provision may not apply to certain retirement or qualified accounts, accounts with a non-U.S. address or closed accounts. Your participation in the Automatic Redemption Plan may be terminated if a check remains uncashed.

## Accounts with Low Balances

Due to the high cost to shareholders of maintaining accounts with low balances, a Fund may, by redeeming account shares, charge a semiannual account maintenance fee of \$10 (a "low balance fee") if the value of shares in the account falls below the required minimum investment amount shown in the "Buying Shares"

section of this prospectus. The low balance fee may be waived for certain accounts (e.g. certain retirement plans and investors in certain fee-based investment advisory programs). Low balance fees will be automatically deducted from your account twice per year. Alternatively, your account could be closed (rather than being assessed a low balance fee) by redeeming the shares in your account. Before your account is closed, however, you will be notified in writing and allowed 60 days to purchase additional shares. If additional shares are not purchased, any such close-out redemption may be at a time that is not favorable to you and may have tax consequences.

## Important Information Regarding Unclaimed/Abandoned Property

It is important that the Fund maintains a correct address for each shareholder. An incorrect address may cause a shareholder's account statements and other mailings to be returned to the Fund. Please be advised that certain state escheatment laws may require the Fund to turn over your Fund account to the state listed in your account registration as abandoned property if no shareholder initiated activity occurs in the account within the time frame specified by the applicable state law.

Escheatment laws vary by state, and states have different criteria for defining inactivity and unclaimed or abandoned property. You should check with your state of residence for specifics. Depending on the laws in your jurisdiction, shareholder initiated activity might be achieved by one of the following methods:

- Sending a letter to Thrivent Mutual Funds via the U.S. Post Office;
- Logging in to your online account on [thrivent.com](http://thrivent.com);
- Speaking to a Customer Service Representative on the phone after you go through a security verification process. For residents of certain states, contact cannot be made by phone but must be in writing or through the Fund's secure web application;
- Cashing checks that are received and are made payable to the owner of the account; or
- Taking action on letters received in the mail from the Fund concerning account inactivity, outstanding checks and/or escheatment or abandoned property and promptly following the directions in such letters.

The Fund, the Adviser, and the transfer agent will not be liable to Shareholders or their representatives for good faith compliance with escheatment laws. To learn more about the escheatment rules for your particular state, please contact your attorney or State Treasurer's and/or Controller's Offices. If you do not hold your Shares directly with the Fund, you should contact your broker-dealer, retirement plan, or other third-party intermediary regarding applicable state escheatment laws. Residents of certain states, including Texas, may designate a representative to receive escheatment or abandoned property notices regarding Fund shares. For more information, please contact your financial intermediary. A completed designation form may be mailed to the below address.

Thrivent Mutual Funds  
901 Marquette Avenue, Suite 2500  
Minneapolis, Minnesota 55402-3211

## Frequent Trading Policies and Monitoring Processes

Because short-term or excessive trading in Fund shares may disrupt management of a Fund and increase Fund expenses, the Funds place certain limits on frequent trading in the Funds. Except with respect to systematic purchases and redemptions, transactions solely in your Thrivent Money Market Fund, omnibus accounts and other specifically approved accounts, the Funds do not accommodate frequent purchases and redemptions of Fund shares by Fund shareholders. The Board has adopted the policy set forth below to deter frequent trading activity.

Several different tactics are used to reduce the frequency and effect that frequent trading can have on the Funds. The Funds may use a combination of monitoring shareholder activity and restricting shareholder transactions on certain accounts to combat such trading practices. The Funds' use of effective fair value pricing procedures also reduces the opportunities for short term traders, especially for the Funds with securities that pose more frequent pricing challenges, such as international securities, high yield securities, and other securities whose market prices may not accurately reflect their fair value (see "Pricing Funds' Shares").

When monitoring shareholder activity, the Funds may consider several factors to evaluate shareholder activity including, but not limited to, the amount and frequency of transactions, the amount of time between purchases and redemptions (including exchanges), trading patterns, and total assets in the Funds that are purchased and redeemed. In making this evaluation, the Funds may consider trading in multiple accounts under common ownership or control. The Funds reserve the right, in their sole discretion, to consider other relevant factors when monitoring shareholder activity.

If a shareholder is believed to be engaging in frequent trading activity, the Funds may request the shareholder to cease such activity, restrict the frequency and number of exchanges allowed on an account, or take other action as the Funds deem necessary to limit or restrict the account privileges to the shareholder. The Funds may also reject or cancel any purchase request, including the purchase side of an exchange, without notice for any reason. If it becomes necessary to cancel a transaction of a shareholder whose account has been restricted, the Funds will promptly reverse the exchange or (if the purchase request is not associated with an exchange) refund the full purchase price to the shareholder.

Although the Funds seek to deter frequent trading practices, there are no guarantees that all activity can be detected or prevented. Shareholders engaging in such trading practices use an evolving variety of strategies to avoid detection and it may not be possible for operational and technological systems to reasonably identify all frequent trading activity. Omnibus accounts like those maintained by brokers and retirement plans aggregate purchases and redemptions for multiple investors whose identities may not be known to the Funds. The Funds monitor aggregate trading activity of the omnibus accounts, and if suspicious activity is detected, the Funds will contact the intermediary associated with the account to determine if short-term or excessive trading has occurred. If the Funds believe that its frequent trading policy has been violated, it will ask the intermediary to impose restrictions on excessive trades.

However, the financial intermediary associated with the omnibus account may be limited in its ability to restrict trading practices of its clients.

In addition, transactions by certain institutional accounts, asset allocation programs and Funds in other Funds may be exempt from the policies discussed above, subject to approval by designated persons at Thrivent Financial. The Statement of Additional Information includes a description of arrangements permitting frequent purchases and redemptions of Fund shares.

## Anti-Money Laundering

You may be asked to provide additional information in order for the Funds to verify your identity in accordance with requirements under anti-money laundering and other laws and regulations. Accounts may be restricted and/or closed, and the monies withheld, pending verification of this information or as otherwise required or permitted under these and other regulations. Additionally, the Funds reserve the right to involuntarily redeem an account in the case of: (i) actual or suspected threatening conduct or actual or suspected fraudulent, illegal or suspicious activity by the account owner or any other individual associated with the account; or (ii) the failure of the account owner to provide information to the Funds, the Funds' transfer agent, or any other authorized Fund agent related to opening the accounts.

## Disclosure of Fund Holdings

A description of the Funds' policies and procedures with respect to the disclosure of their portfolio securities is available in the Statement of Additional Information for the Funds, which can be obtained at [thriventfunds.com](http://thriventfunds.com).

## Standing Allocation Order

The Thrivent Asset Allocation Funds may purchase and redeem shares of Other Funds each business day pursuant to a standing allocation order (the "Allocation Order"). When the Allocation Order is in effect, it provides daily instructions for how a purchase or redemption order by a Thrivent Asset Allocation Fund should be allocated among the Other Funds. Each day when the Allocation Order is in effect, a Thrivent Asset Allocation Fund will purchase or redeem shares of the relevant Other Funds at the NAV for the Other Funds calculated the previous day. Any modification to the daily instruction provided by the Allocation Order must be before the close of trading on the NYSE.

## Payments to Financial Intermediaries

### Sub-Accounting Services

The Adviser may make arrangements for a Fund to make payments, directly or through the Adviser or its affiliates, to selected financial intermediaries (such as brokers or third party administrators) for providing certain sub-transfer agency and related administrative services to shareholders holding Fund shares in nominee or street name, including, without limitation, the following services: maintaining investor accounts at the financial intermediary level and keeping track of purchases, redemptions and exchanges by such accounts; processing and mailing trade confirmations, monthly statements, prospectuses, annual reports, semiannual reports, and shareholder notices and other SEC-required communications; capturing and processing tax data; issuing and mailing dividend checks to shareholders

who have selected cash distributions; preparing record date shareholder lists for proxy solicitations; collecting and posting distributions to shareholder accounts; and establishing and maintaining systematic withdrawals and automated investment plans and shareholder account registrations. A Fund may pay a fee for these services, directly or through the Adviser or its affiliates, to financial intermediaries selected by the Adviser and/or its affiliates. The actual services provided, and the fees paid for such services, may vary from firm to firm.

The payments described above may be material to financial intermediaries relative to other compensation paid by the Funds and/or Thrivent Distributors, the Adviser and their affiliates and may be in addition to any (i) distribution and/or servicing (12b-1) fees and (ii) revenue sharing fees described herein. Thrivent Distributors and the Adviser rely primarily on contractual arrangements with financial intermediaries to verify whether such intermediaries are providing the services for which they are receiving such payments. Although Thrivent Distributors and the Adviser do not audit such financial intermediaries, they may make periodic information requests to verify certain information about the services provided.

### **Other Payments**

Thrivent Asset Mgt. has entered into an agreement with the Funds' principal underwriter, Thrivent Distributors, pursuant to

which Thrivent Asset Mgt. pays (from its own resources, not the resources of the Funds) Thrivent Distributors for services relating to the promotion, offering, marketing or distribution of the Funds and/or retention of assets maintained in the Funds. In addition, Thrivent Asset Mgt. and Thrivent Distributors may make payments, out of their own resources, to financial intermediaries that sell shares of the Funds in order to promote the distribution and retention of Fund shares. The payments are typically based on cumulative shares purchased by financial intermediaries' clients and may vary by share class and other factors. These payments create an incentive for the financial intermediary or its financial representatives to recommend or offer shares of the Funds to you. The aforementioned arrangements are sometimes referred to as "revenue sharing."

Revenue sharing arrangements are separately negotiated between the Adviser and/or its affiliates, and the recipients of these payments. Revenue sharing payments are not borne directly by the Funds, and are not reflected as additional expenses in the fee table in this prospectus.

# Distributions

---

## Dividends

Dividends of the Funds, if any, are generally declared and paid as follows:

Declared Daily and Paid Monthly	<ul style="list-style-type: none"><li>• Thrivent Government Bond Fund</li><li>• Thrivent High Income Municipal Bond Fund</li><li>• Thrivent High Yield Fund</li><li>• Thrivent Income Fund</li><li>• Thrivent Limited Maturity Bond Fund</li><li>• Thrivent Money Market Fund</li><li>• Thrivent Municipal Bond Fund</li><li>• Thrivent Opportunity Income Plus Fund</li></ul>
Declared and Paid Monthly	<ul style="list-style-type: none"><li>• Thrivent Diversified Income Plus Fund</li><li>• Thrivent Multidimensional Income Fund</li></ul>
Declared and Paid Quarterly	<ul style="list-style-type: none"><li>• Thrivent Balanced Income Plus Fund</li><li>• Thrivent Moderate Allocation Fund</li><li>• Thrivent Moderately Conservative Allocation Fund</li></ul>
Declared and Paid Annually	<ul style="list-style-type: none"><li>• Thrivent Aggressive Allocation Fund</li><li>• Thrivent Global Stock Fund</li><li>• Thrivent International Allocation Fund</li><li>• Thrivent Large Cap Growth Fund</li><li>• Thrivent Large Cap Value Fund</li><li>• Thrivent Low Volatility Equity Fund</li><li>• Thrivent Mid Cap Growth Fund</li><li>• Thrivent Mid Cap Stock Fund</li><li>• Thrivent Mid Cap Value Fund</li><li>• Thrivent Moderately Aggressive Allocation Fund</li><li>• Thrivent Small Cap Growth Fund</li><li>• Thrivent Small Cap Stock Fund</li></ul>

Income dividends are derived from investment income, including dividends, interest, and certain foreign currency gains, if any, received by the Fund.

## Capital Gains

Capital gains distributions, if any, usually will be declared and paid in December for the prior twelve-month period ending October 31, except for Thrivent Diversified Income Plus Fund and Thrivent Multidimensional Income Fund, which are for the prior twelve-month period ending December 31.

## Distribution Options

When completing your application, you may select one of the following options for dividends and capital gains distributions. Notify your Fund of a change in your distribution option 10 days before the record date of the dividend or distribution.

- **Full Reinvestment.** Distributions from a Fund will be reinvested in additional shares of the same class of that Fund. This option will be selected automatically unless one of the other options is specified.
- **Full Reinvestment in a Different Fund.** You may also choose to have your distributions reinvested into an existing account of the same class of another Fund within the Thrivent Mutual Funds.
- **Part Cash and Part Reinvestment.** You may request to have part of your distributions paid in cash and part of your distributions reinvested in additional shares of the same class of the Fund.
- **All Cash.** Distributions will be paid in cash. You may choose to send your distributions directly to your bank account or request to have a check sent to you.

The Funds reserve the right to automatically reinvest any distributions into your account that are less than \$10.

Distributions paid in shares will be credited to your account at the next determined NAV per share.

See “Shareholder Information—Uncashed Checks on Your Account” for information about uncashed distribution checks.

# Taxes

---

## General

The Funds intend to make distributions that may be taxed as ordinary income or capital gains. In general, any net investment income and short-term capital gain distributions you receive from a Fund are taxable as ordinary income. To the extent a Fund receives and distributes qualified dividend income, you may be eligible for a tax rate lower than that on other ordinary income distributions. Distributions of other net capital gains by the Fund are generally taxable as capital gains—in most cases, at different rates from those that apply to ordinary income. In addition, there is a possibility that some of the distributions of Thrivent Diversified Income Plus Fund and Thrivent Multidimensional Income Fund may be classified as return of capital.

The tax you pay on a given capital gains distribution generally depends on how long a Fund has held the Fund securities it sold. It does not depend on how long you have owned your Fund shares or whether you reinvest your distributions or take them in cash.

Every year, the Funds will send you a statement detailing the tax status of all your distributions for the previous year. The tax statement for all Funds except Thrivent Diversified Income Plus Fund and Thrivent Multidimensional Income Fund will be mailed in January. The REIT investments of Thrivent Diversified Income Plus Fund and Thrivent Multidimensional Income Fund do not provide complete tax information until after the calendar year-end. Consequently, Thrivent Diversified Income Plus Fund and Thrivent Multidimensional Income Fund expect to send your tax statement in late February.

For tax purposes, an exchange between Funds is the same as a sale. The sale of shares in your account may produce a gain or loss, which may be a taxable event.

For Fund shares purchased on or after January 1, 2012 through 1099-B reportable accounts (“covered shares”), the Fund (other than the Money Market Fund) tracks the cost basis of these shares pursuant to your cost basis election (*e.g.*, average cost; last-in, first-out (LIFO)). In the event that you do not elect a particular method, the average cost method will be used on your covered shares. When you redeem your covered shares, the Fund will provide you with a tax statement indicating your capital gains or losses, if any, on the redemption of covered shares during the applicable tax period and will also report this information to the Internal Revenue Service. You are required to use this provided information when filling out your Federal tax return. For more information about the Funds’ practices regarding cost basis, please visit [thriventfunds.com](http://thriventfunds.com).

## Retirement Plans

Pre-tax contributions to traditional/SEP/SIMPLE IRAs, 403(b) plans, and tax-qualified retirement plans are taxable upon

withdrawal. Investment earnings inside traditional/SEP/SIMPLE IRAs, 403(b) plans, and tax-qualified retirement plans accumulate on a tax-deferred basis and are taxable upon withdrawal. The investment earnings portion of any “non-qualified” Roth IRA withdrawal is also taxable upon withdrawal. If you have any questions regarding your tax status, please consult with a tax professional.

## Back-up Withholding

By law, the Funds must withhold 24% of your distributions and proceeds as a prepayment of federal income tax if you have not provided complete, correct taxpayer information. In addition, to the extent that a Fund invests less than 50% of its total assets in municipal bonds, income generated from those bonds and distributed to Fund shareholders would generally be subject to federal income tax.

## Municipal Bonds

Dividend distributions from Thrivent High Income Municipal Bond Fund and Thrivent Municipal Bond Fund, when not held in an IRA, 403(b) plan, or tax-qualified retirement plan, are generally exempt from federal income tax. These Funds may, however, invest a portion of its assets in securities that generate income that is not exempt from federal income tax or securities that are subject to the alternative minimum tax. In addition, income of these Funds that is exempt from federal income tax may be subject to state and local income tax. Any capital gains distributed by these Funds will be subject to federal and state taxes.

When held in an IRA, 403(b) plan, or tax-qualified retirement plan, these Funds are treated like any other IRA, 403(b) plan, or tax-qualified retirement plan investment—accumulating on a tax-deferred basis and taxable upon withdrawal. By electing to invest your IRA, 403(b) plan, or tax-qualified retirement plan in these Funds, you are not able to take advantage of the federal tax exemption on any earnings (dividends and capital gains) upon withdrawal. Dividends and capital gains distributions from these Funds, when held in an IRA, 403(b) plan, or tax-qualified retirement plan, are reported as taxable income when received. Please consult with your tax professional for more information.

## Foreign Securities

Foreign investments pose special tax issues for Thrivent Global Stock Fund and Thrivent International Allocation Fund and their shareholders. For example, certain gains and losses from currency fluctuations may be taxable as ordinary income. Also, certain foreign countries withhold taxes on some interest and dividends that otherwise would be payable to these Funds. If the amount withheld is material, these Funds may elect to pass through a credit to shareholders.

# Index Descriptions

The following table provides additional information about the Funds' benchmark indices (if any) listed under "Investment Objective," the "Average Annual Total Returns" table, or referenced under "Principal Investment Strategies" in the Fund summaries.

Index	Description	Fund
<b>Bloomberg Barclays 1-3 Year Government/Credit Bond Index</b>	The Bloomberg Barclays 1-3 Year Government/Credit Bond Index is an index that measures the performance of government and corporate fixed-rate debt securities with maturities of 1-3 years.	Thrivent Limited Maturity Bond Fund
<b>Bloomberg Barclays Emerging Markets USD Sovereign Bond Index</b>	The Bloomberg Barclays Emerging Markets USD Sovereign Bond Index is an index that tracks fixed and floating-rate U.S. dollar-denominated debt issued by emerging market governments.	Thrivent Multidimensional Income Fund
<b>Bloomberg Barclays High Yield Municipal Bond Index</b>	The Bloomberg Barclays High Yield Municipal Bond Index is a market value-weighted index composed of non-investment grade or unrated bonds.	Thrivent High Income Municipal Bond Fund
<b>Bloomberg Barclays Municipal Bond Index</b>	The Bloomberg Barclays Municipal Bond Index is a market value-weighted index of investment-grade municipal bonds with maturities of one year or more.	Thrivent Municipal Bond Fund
<b>Bloomberg Barclays U.S. Agency Index</b>	The Bloomberg Barclays U.S. Agency Index is an index that measures the performance of the agency sector of the U.S. government bond market.	Thrivent Government Bond Fund
<b>Bloomberg Barclays U.S. Aggregate Bond Index</b>	The Bloomberg Barclays U.S. Aggregate Bond Index is an index that measures the performance of U.S. investment grade bonds.	Thrivent Aggressive Allocation Fund Thrivent Moderately Aggressive Allocation Fund Thrivent Moderate Allocation Fund Thrivent Moderately Conservative Allocation Fund
<b>Bloomberg Barclays U.S. Corporate Bond Index</b>	The Bloomberg Barclays U.S. Corporate Bond Index measures the investment grade, fixed-rate, taxable corporate bond market and includes USD denominated securities publicly issued by US and non-US industrial, utility and financial issuers.	Thrivent Income Fund
<b>Bloomberg Barclays U.S. Corporate High Yield Bond Index</b>	The Bloomberg Barclays U.S. Corporate High Yield Bond Index is an index that measures the performance of fixed-rate non-investment grade bonds.	Thrivent High Yield Fund Thrivent Multidimensional Income Fund
<b>Bloomberg Barclays U.S. High Yield Ba/B 2% Issuer Capped Index</b>	The Bloomberg Barclays U.S. High Yield Ba/B 2% Issuer Capped Index is an index that represents the performance of high yield corporate bonds rated Ba or B, with a maximum allocation of 2% to any one issuer.	Thrivent Balanced Income Plus Fund Thrivent Diversified Income Plus Fund Thrivent Opportunity Income Plus Fund

<b>Index</b>	<b>Description</b>	<b>Fund</b>
<b>Bloomberg Barclays U.S. Mortgage-Backed Securities Index</b>	The Bloomberg Barclays U.S. Mortgage-Backed Securities Index is an index that covers the mortgage-backed securities component of the Bloomberg Barclays U.S. Aggregate Bond Index.	Thrivent Balanced Income Plus Fund Thrivent Diversified Income Plus Fund Thrivent Opportunity Income Plus Fund
<b>Bloomberg Barclays U.S. Treasury Index</b>	The Bloomberg Barclays U.S. Treasury Index is an index that measures the performance of the U.S. Treasury bond market.	Thrivent Government Bond Fund
<b>MSCI All Country World Index – USD Net Returns</b>	The MSCI All Country World Index - USD Net Returns is an index that measures the performance of developed and emerging stock markets throughout the world.	Thrivent Global Stock Fund
<b>MSCI All Country World Index ex-USA – USD Net Returns</b>	The MSCI All Country World Index ex-USA – USD Net Returns is an index that measures the performance of stock markets in developed and emerging markets countries throughout the world (excluding the U.S.).	Thrivent Aggressive Allocation Fund Thrivent International Allocation Fund Thrivent Moderately Aggressive Allocation Fund Thrivent Moderate Allocation Fund Thrivent Moderately Conservative Allocation Fund
<b>MSCI World Index – USD Net Returns</b>	The MSCI World Index – USD Net Returns is an index that measures the performance of stock markets in developed countries throughout the world.	Thrivent Balanced Income Plus Fund Thrivent Diversified Income Plus Fund
<b>MSCI World Minimum Volatility Index – USD Net Returns</b>	The MSCI World Minimum Volatility Index – USD Net Returns is an index that measures the performance characteristics of a minimum variance strategy applied to a universe of large- and mid-cap stocks in 23 developed market countries.	Thrivent Low Volatility Equity Fund
<b>Russell 1000® Growth Index</b>	The Russell 1000® Growth Index is an unmanaged market capitalization-weighted index of growth-oriented stocks of the largest companies that are included in the Russell 1000 Index.	Thrivent Large Cap Growth Fund
<b>Russell 1000® Value Index</b>	The Russell 1000® Value Index is an unmanaged market capitalization-weighted index of value-oriented stocks of the largest companies that are included in the Russell 1000 Index.	Thrivent Large Cap Value Fund
<b>Russell 2000® Growth Index</b>	The Russell 2000® Growth Index is an unmanaged market capitalization-weighted index of small-capitalization growth-oriented stocks of U.S. based companies that are included in the Russell 2000 Index.	Thrivent Small Cap Growth Fund
<b>Russell 2000® Index</b>	The Russell 2000® Index is an unmanaged market capitalization-weighted index measuring the smallest 2,000 companies in the Russell 3000 Index.	Thrivent Small Cap Stock Fund



<b>Index</b>	<b>Description</b>	<b>Fund</b>
<b>Russell Midcap® Growth Index</b>	The Russell Midcap® Growth Index is an unmanaged market capitalization-weighted index of medium-capitalization growth-oriented stocks in the Russell Midcap Index.	Thrivent Mid Cap Growth Fund
<b>Russell Midcap® Index</b>	The Russell Midcap® Index is an unmanaged market capitalization-weighted index measuring the performance of the 800 smallest companies in the Russell 1000 Index.	Thrivent Mid Cap Stock Fund
<b>Russell Midcap® Value Index</b>	The Russell Midcap® Value Index is an unmanaged market capitalization-weighted index of medium-capitalization value-oriented stocks in the Russell Midcap Index.	Thrivent Mid Cap Value Fund
<b>S&amp;P 500® Index</b>	The S&P 500® Index is an index that measures the performance of 500 widely held, publicly traded stocks.	Thrivent Aggressive Allocation Fund Thrivent Moderately Aggressive Allocation Fund Thrivent Moderate Allocation Fund Thrivent Moderately Conservative Allocation Fund
<b>S&amp;P 500 Growth Index</b>	The S&P 500 Growth Index is an index that measures the performance of the growth stocks in the S&P 500 Index.	Thrivent Large Cap Growth Fund
<b>S&amp;P 500 Value Index</b>	The S&P 500 Value Index is an index that measures the performance of the value stocks in the S&P 500 Index.	Thrivent Large Cap Value Fund
<b>S&amp;P MidCap 400® Index</b>	The S&P MidCap 400® Index is an index that measures the performance of 400 mid-cap stocks.	Thrivent Mid Cap Stock Fund
<b>S&amp;P MidCap 400 Growth Index</b>	The S&P MidCap 400 Growth Index is an index that measures the performance of the growth stocks in the S&P MidCap 400 Index.	Thrivent Mid Cap Growth Fund
<b>S&amp;P MidCap 400 Value Index</b>	The S&P Midcap 400 Value Index is an index that measures the performance of the value stocks in the S&P MidCap 400 Index.	Thrivent Mid Cap Value Fund
<b>S&amp;P SmallCap 600 Growth Index</b>	The S&P SmallCap 600 Growth Index is an index that represents the average performance of 600 small-capitalization U.S. stocks.	Thrivent Small Cap Growth Fund
<b>S&amp;P SmallCap 600® Index</b>	The SmallCap 600® Index is an index that measures the performance of a group of 600 small-cap stocks.	Thrivent Small Cap Stock Fund
<b>S&amp;P U.S. Preferred Stock Index</b>	The S&P U.S. Preferred Stock Index is an index that represents the U.S. preferred stock market.	Thrivent Multidimensional Income Fund
<b>S&amp;P/LSTA Leveraged Loan Index</b>	The S&P/LSTA Leveraged Loan Index is an index that reflects the performance of the largest facilities in the leveraged loan market.	Thrivent Balanced Income Plus Fund Thrivent Diversified Income Plus Fund Thrivent Opportunity Income Plus Fund

[This page intentionally left blank]

# Financial Highlights

---

The financial highlights tables for each of the Funds are intended to help you understand the Funds' financial performance for the past five complete fiscal years or, if shorter, the period of the Funds' operations. Certain information reflects financial results for a single Fund share. The total returns in the tables represent the rate that an investor would have earned or lost on an investment in a Fund (assuming reinvestment of all dividends and distributions). This information has been audited by PricewaterhouseCoopers LLP, an independent registered public accounting firm, whose reports, along with the Funds' financial statements, are included in the Annual Reports to Shareholders

for the fiscal year ended October 31, 2020 (for all Funds except Thrivent Diversified Income Plus Fund and Thrivent Multidimensional Income Fund, whose reports, along with the Funds' financial statements, are included in the Annual Report to Shareholders for the fiscal year ended December 31, 2020), which are available upon request. The financial highlights should be read in conjunction with the financial statements and notes thereto.

# Thrivent Mutual Funds

## Financial Highlights

FOR A SHARE OUTSTANDING THROUGHOUT EACH PERIOD\*

	Net Asset Value, Beginning of Period	Income from Investment Operations			Less Distributions from	
		Net Investment Income/(Loss)	Net Realized and Unrealized Gain/(Loss) on Investments <sup>(a)</sup>	Total from Investment Operations	Net Investment Income	Net Realized Gain on Investments
<b>Aggressive Allocation Fund</b>						
<b>Class S Shares</b>						
Year Ended 10/31/2020	\$15.77	\$0.11	\$ 0.71	\$ 0.82	\$(0.16)	\$(0.85)
Year Ended 10/31/2019	15.68	0.13	1.24	1.37	(0.16)	(1.12)
Year Ended 10/31/2018	16.17	0.10	0.40	0.50	(0.10)	(0.89)
Year Ended 10/31/2017	13.25	0.08	3.02	3.10	(0.12)	(0.06)
Year Ended 10/31/2016	14.19	0.10	0.11	0.21	(0.09)	(1.06)
<b>Balanced Income Plus Fund</b>						
<b>Class S Shares</b>						
Year Ended 10/31/2020	12.66	0.29	(0.07)	0.22	(0.28)	—
Year Ended 10/31/2019	12.90	0.34	0.58	0.92	(0.38)	(0.78)
Year Ended 10/31/2018	13.23	0.36	(0.18)	0.18	(0.35)	(0.16)
Year Ended 10/31/2017	12.20	0.32	1.02	1.34	(0.31)	—
Year Ended 10/31/2016	12.77	0.34	0.04	0.38	(0.33)	(0.62)
<b>Diversified Income Plus Fund</b>						
<b>Class S Shares</b>						
Year Ended 12/31/2020	7.34	0.20	0.30	0.50	(0.21)	—
Year Ended 12/31/2019	6.73	0.23	0.66	0.89	(0.24)	(0.04)
Year Ended 12/31/2018	7.34	0.25	(0.45)	(0.20)	(0.26)	(0.15)
Year Ended 12/31/2017	6.94	0.23	0.40	0.63	(0.23)	—
Year Ended 12/31/2016	6.74	0.24	0.22	0.46	(0.26)	—
<b>Global Stock Fund</b>						
<b>Class S Shares</b>						
Year Ended 10/31/2020	26.46	0.24	0.64	0.88	(0.41)	(2.79)
Year Ended 10/31/2019	26.88	0.43	1.46	1.89	(0.39)	(1.92)
Year Ended 10/31/2018	29.50	0.41	(0.21)	0.20	(0.37)	(2.45)
Year Ended 10/31/2017	25.01	0.40	5.17	5.57	(0.38)	(0.70)
Year Ended 10/31/2016	26.57	0.32	(0.62)	(0.30)	(0.35)	(0.91)
<b>Government Bond Fund</b>						
<b>Class S Shares</b>						
Year Ended 10/31/2020	10.11	0.15	0.44	0.59	(0.15)	(0.02)
Year Ended 10/31/2019	9.47	0.20	0.64	0.84	(0.20)	—
Year Ended 10/31/2018	9.92	0.20	(0.38)	(0.18)	(0.20)	(0.07)
Year Ended 10/31/2017	10.14	0.15	(0.20)	(0.05)	(0.15)	(0.02)
Year Ended 10/31/2016	10.12	0.12	0.22	0.34	(0.13)	(0.19)

(a) The amount shown may not correlate with the change in aggregate gains and losses of portfolio securities due to the timing of sales and redemptions of fund shares.

\* All per share amounts have been rounded to the nearest cent.

# Thrivent Mutual Funds

## Financial Highlights – continued

RATIOS / SUPPLEMENTAL DATA								
Total Distributions	Net Asset Value, End of Period	Total Return <sup>(b)</sup>	Net Assets, End of Period (in millions)	Ratio to Average Net Assets**		Ratios to Average Net Assets Before Expenses Waived, Credited or Paid Indirectly**		Portfolio Turnover Rate
				Expenses	Net Investment Income/(Loss)	Expenses	Net Investment Income/(Loss)	
\$(1.01)	\$15.58	5.25%	\$543.6	0.78%	0.68%	0.98%	0.48%	48%
(1.28)	15.77	9.80%	445.1	0.76%	0.87%	0.97%	0.66%	58%
(0.99)	15.68	3.20%	336.4	0.66%	0.61%	0.90%	0.37%	52%
(0.18)	16.17	23.64%	238.1	0.63%	0.56%	0.89%	0.29%	59%
(1.15)	13.25	1.76%	140.9	0.56%	0.86%	0.83%	0.59%	58% <sup>(c)</sup>
(0.28)	12.60	1.88%	108.5	0.78%	2.30%	0.78%	2.30%	85%
(1.16)	12.66	7.92%	140.1	0.77%	2.75%	0.77%	2.75%	113%
(0.51)	12.90	1.31%	120.3	0.72%	2.74%	0.72%	2.74%	149%
(0.31)	13.23	11.09%	94.5	0.73%	2.58%	0.73%	2.58%	145%
(0.95)	12.20	3.30%	65.6	0.70%	2.88%	0.70%	2.88%	125% <sup>(c)</sup>
(0.21)	7.63	7.01%	504.0	0.71%	2.83%	0.71%	2.83%	156%
(0.28)	7.34	13.39%	464.2	0.71%	3.18%	0.71%	3.18%	153%
(0.41)	6.73	(2.88)%	320.1	0.70%	3.46%	0.70%	3.46%	143%
(0.23)	7.34	9.20%	251.4	0.70%	3.13%	0.70%	3.13%	133%
(0.26)	6.94	6.91%	158.2	0.70%	3.51%	0.70%	3.51%	91%
(3.20)	24.14	3.18%	301.3	0.66%	1.10%	0.66%	1.10%	59%
(2.31)	26.46	8.12%	296.7	0.65%	1.75%	0.65%	1.75%	73%
(2.82)	26.88	0.56%	276.6	0.64%	1.50%	0.64%	1.50%	52%
(1.08)	29.50	23.06%	263.3	0.65%	1.47%	0.65%	1.47%	73%
(1.26)	25.01	(1.08)%	203.7	0.64%	1.42%	0.64%	1.42%	64% <sup>(d)</sup>
(0.17)	10.53	5.88%	83.9	0.73%	1.39%	0.73%	1.39%	322%
(0.20)	10.11	8.95%	49.9	0.75%	2.04%	0.77%	2.02%	274%
(0.27)	9.47	(1.89)%	52.3	0.75%	2.02%	0.79%	1.98%	280%
(0.17)	9.92	(0.47)%	52.0	0.76%	1.49%	0.79%	1.46%	193%
(0.32)	10.14	3.41%	46.9	0.81%	1.22%	0.81%	1.22%	152% <sup>(d)</sup>

(b) Total return assumes dividend reinvestment and does not reflect any deduction for applicable sales charges. Not annualized for periods less than one year.

(c) Management identified an error in the calculation of the 10/31/2016 Portfolio Turnover Rates. The market value of a short term security was incorrectly included in the calculation. The impact of the revised calculation was evaluated, and Management concluded that the error did not result in a material misstatement of the Financial Statements or the Financial Highlights. Management determined that a revision of the 10/31/2016 Portfolio Turnover Rates was appropriate and the revisions are reflected in the Financial Highlights. The previously stated 10/31/2016 Portfolio Turnover Rate for Aggressive Allocation Fund was 57% and Balanced Income Plus Fund was 120%.

(d) Management identified an error in the calculation of the 10/31/2016 Portfolio Turnover Rates. The market value of a short term security was incorrectly included in the calculation. The impact of the revised calculation was evaluated, and Management concluded that the error did not result in a material misstatement of the Financial Statements or the Financial Highlights. Management determined that a revision of the 10/31/2016 Portfolio Turnover Rates was appropriate and the revisions are reflected in the Financial Highlights. The previously stated 10/31/2016 Portfolio Turnover Rate for Global Stock Fund was 62% and Government Bond Fund was 149%.

\*\* Computed on an annualized basis for periods less than one year.

# Thrivent Mutual Funds

## Financial Highlights – continued

FOR A SHARE OUTSTANDING THROUGHOUT EACH PERIOD\*

	Net Asset Value, Beginning of Period	Income from Investment Operations			Less Distributions from	
		Net Investment Income/(Loss)	Net Realized and Unrealized Gain/(Loss) on Investments <sup>(a)</sup>	Total from Investment Operations	Net Investment Income	Net Realized Gain on Investments
<b>High Income Municipal Bond Fund</b>						
<b>Class S Shares</b>						
Year Ended 10/31/2020	\$10.66	\$ 0.30	\$(0.36)	\$(0.06)	\$(0.31)	\$ —
Year Ended 10/31/2019	9.86	0.31	0.81	1.12	(0.32)	—
Year Ended 10/31/2018 <sup>(c)</sup>	10.00	0.22	(0.14)	0.08	(0.22)	—
<b>High Yield Fund</b>						
<b>Class S Shares</b>						
Year Ended 10/31/2020	4.73	0.24	(0.24)	0.00	(0.24)	—
Year Ended 10/31/2019	4.64	0.26	0.09	0.35	(0.26)	—
Year Ended 10/31/2018	4.90	0.27	(0.26)	0.01	(0.27)	—
Year Ended 10/31/2017	4.76	0.27	0.13	0.40	(0.26)	—
Year Ended 10/31/2016	4.74	0.26	0.03	0.29	(0.27)	—
<b>Income Fund</b>						
<b>Class S Shares</b>						
Year Ended 10/31/2020	9.55	0.29	0.47	0.76	(0.29)	(0.04)
Year Ended 10/31/2019	8.70	0.32	0.85	1.17	(0.32)	—
Year Ended 10/31/2018	9.26	0.32	(0.53)	(0.21)	(0.32)	(0.03)
Year Ended 10/31/2017	9.25	0.31	0.02	0.33	(0.31)	(0.01)
Year Ended 10/31/2016	9.00	0.32	0.29	0.61	(0.32)	(0.04)
<b>International Allocation Fund</b>						
<b>Class S Shares</b>						
Year Ended 10/31/2020	10.23	0.14	(0.92)	(0.78)	(0.26)	—
Year Ended 10/31/2019	9.87	0.23	0.67	0.90	(0.22)	(0.32)
Year Ended 10/31/2018	11.40	0.23	(1.34)	(1.11)	(0.27)	(0.15)
Year Ended 10/31/2017	9.71	0.23	1.69	1.92	(0.23)	—
Year Ended 10/31/2016	9.69	0.22	0.02	0.24	(0.22)	—
<b>Large Cap Growth Fund</b>						
<b>Class S Shares</b>						
Year Ended 10/31/2020	12.82	(0.02)	4.13	4.11	—	(0.63)
Year Ended 10/31/2019	12.47	0.01	1.48	1.49	—	(1.14)
Year Ended 10/31/2018	11.23	—	1.51	1.51	—	(0.27)
Year Ended 10/31/2017	8.99	—	2.29	2.29	—	(0.05)
Year Ended 10/31/2016	9.89	0.01	(0.41)	(0.40)	—	(0.50)

(a) The amount shown may not correlate with the change in aggregate gains and losses of portfolio securities due to the timing of sales and redemptions of fund shares.

(c) Since fund inception, February 28, 2018.

\* All per share amounts have been rounded to the nearest cent.

# Thrivent Mutual Funds

## Financial Highlights – continued

RATIOS / SUPPLEMENTAL DATA								
Total Distributions	Net Asset Value, End of Period	Total Return <sup>(b)</sup>	Net Assets, End of Period (in millions)	Ratio to Average Net Assets**		Ratios to Average Net Assets Before Expenses Waived, Credited or Paid Indirectly**		Portfolio Turnover Rate
				Expenses	Net Investment Income/(Loss)	Expenses	Net Investment Income/(Loss)	
\$(0.31)	\$10.29	(0.56)%	\$ 18.2	0.61%	2.99%	1.62%	1.98%	94%
(0.32)	10.66	11.51%	13.8	0.66%	3.07%	2.36%	1.37%	93%
(0.22)	9.86	0.79%	6.6	0.43%	3.26%	3.71%	(0.02)%	201%
(0.24)	4.49	0.11%	401.2	0.53%	5.22%	0.53%	5.22%	62%
(0.26)	4.73	7.79%	342.1	0.54%	5.55%	0.54%	5.55%	42%
(0.27)	4.64	0.14%	283.4	0.57%	5.65%	0.57%	5.65%	38%
(0.26)	4.90	8.68%	259.9	0.57%	5.49%	0.57%	5.49%	48%
(0.27)	4.76	6.34%	232.2	0.55%	5.68%	0.55%	5.68%	43% <sup>(d)</sup>
(0.33)	9.98	8.11%	732.9	0.46%	2.98%	0.46%	2.98%	105%
(0.32)	9.55	13.66%	598.6	0.46%	3.49%	0.46%	3.49%	99%
(0.35)	8.70	(2.30)%	508.3	0.45%	3.57%	0.45%	3.57%	109%
(0.32)	9.26	3.66%	504.7	0.45%	3.35%	0.45%	3.35%	100%
(0.36)	9.25	6.97%	462.9	0.44%	3.53%	0.44%	3.53%	107% <sup>(d)</sup>
(0.26)	9.19	(7.90)%	632.9	0.81%	1.47%	0.81%	1.47%	105%
(0.54)	10.23	9.84%	743.0	0.87%	2.45%	0.87%	2.45%	106%
(0.42)	9.87	(10.13)%	678.3	0.94%	2.14%	0.95%	2.14%	75%
(0.23)	11.40	20.22%	747.4	0.96%	2.26%	1.01%	2.22%	94%
(0.22)	9.71	2.60%	615.9	1.00%	2.24%	1.00%	2.24%	108% <sup>(e)</sup>
(0.63)	16.30	33.39%	1,136.4	0.77%	(0.08)%	0.77%	(0.08)%	44%
(1.14)	12.82	13.49%	839.6	0.79%	0.08%	0.79%	0.08%	58%
(0.27)	12.47	13.70%	765.8	0.81%	(0.02)%	0.81%	(0.02)%	62%
(0.05)	11.23	25.59%	654.1	0.82%	0.05%	0.82%	0.05%	65%
(0.50)	8.99	(4.26)%	510.1	0.82%	0.12%	0.82%	0.12%	68% <sup>(e)</sup>

(b) Total return assumes dividend reinvestment and does not reflect any deduction for applicable sales charges. Not annualized for periods less than one year.

(d) Management identified an error in the calculation of the 10/31/2016 Portfolio Turnover Rates. The market value of a short term security was incorrectly included in the calculation. The impact of the revised calculation was evaluated, and Management concluded that the error did not result in a material misstatement of the Financial Statements or the Financial Highlights. Management determined that a revision of the 10/31/2016 Portfolio Turnover Rates was appropriate and the revisions are reflected in the Financial Highlights. The previously stated 10/31/2016 Portfolio Turnover Rate for High Yield Fund was 42% and Income Fund was 104%.

(e) Management identified an error in the calculation of the 10/31/2016 Portfolio Turnover Rates. The market value of a short term security was incorrectly included in the calculation. The impact of the revised calculation was evaluated, and Management concluded that the error did not result in a material misstatement of the Financial Statements or the Financial Highlights. Management determined that a revision of the 10/31/2016 Portfolio Turnover Rates was appropriate and the revisions are reflected in the Financial Highlights. The previously stated 10/31/2016 Portfolio Turnover Rate for International Allocation Fund was 107% and Large Cap Growth Fund was 67%.

\*\* Computed on an annualized basis for periods less than one year.

# Thrivent Mutual Funds

## Financial Highlights – continued

FOR A SHARE OUTSTANDING THROUGHOUT EACH PERIOD\*

	Net Asset Value, Beginning of Period	Income from Investment Operations			Less Distributions from	
		Net Investment Income/(Loss)	Net Realized and Unrealized Gain/(Loss) on Investments <sup>(a)</sup>	Total from Investment Operations	Net Investment Income	Net Realized Gain on Investments
<b>Large Cap Value Fund</b>						
<b>Class S Shares</b>						
Year Ended 10/31/2020	\$22.70	\$ 0.43	\$(2.10)	\$(1.67)	\$(0.44)	\$ —
Year Ended 10/31/2019	22.90	0.43	0.89	1.32	(0.35)	(1.17)
Year Ended 10/31/2018	22.84	0.37	0.95	1.32	(0.33)	(0.93)
Year Ended 10/31/2017	19.56	0.36	3.89	4.25	(0.32)	(0.65)
Year Ended 10/31/2016	20.14	0.32	0.46	0.78	(0.29)	(1.07)
<b>Limited Maturity Bond Fund</b>						
<b>Class S Shares</b>						
Year Ended 10/31/2020	12.52	0.28	0.15	0.43	(0.28)	—
Year Ended 10/31/2019	12.30	0.33	0.22	0.55	(0.33)	—
Year Ended 10/31/2018	12.48	0.29	(0.17)	0.12	(0.30)	—
Year Ended 10/31/2017	12.48	0.23	0.01	0.24	(0.24)	—
Year Ended 10/31/2016	12.37	0.22	0.11	0.33	(0.22)	—
<b>Low Volatility Equity Fund</b>						
<b>Class S Shares</b>						
Year Ended 10/31/2020	12.20	0.18	(0.57)	(0.39)	(0.14)	(0.09)
Year Ended 10/31/2019	10.85	0.14	1.52	1.66	(0.13)	(0.18)
Year Ended 10/31/2018	10.87	0.10	0.11	0.21	(0.13)	(0.10)
Year Ended 10/31/2017 <sup>(d)</sup>	10.00	0.09	0.78	0.87	—	—
<b>Mid Cap Growth Fund</b>						
<b>Class S Shares</b>						
Year Ended 10/31/2020 <sup>(e)</sup>	10.00	(0.05)	2.70	2.65	—	—
<b>Mid Cap Stock Fund</b>						
<b>Class S Shares</b>						
Year Ended 10/31/2020	27.10	0.10	1.61	1.71	(0.10)	(0.67)
Year Ended 10/31/2019	28.06	0.01	1.71	1.72	(0.11)	(2.57)
Year Ended 10/31/2018	29.04	0.02	1.23	1.25	—	(2.23)
Year Ended 10/31/2017	24.00	(0.03)	6.15	6.12	(0.10)	(0.98)
Year Ended 10/31/2016	23.69	0.02	2.79	2.81	(0.09)	(2.41)

(a) The amount shown may not correlate with the change in aggregate gains and losses of portfolio securities due to the timing of sales and redemptions of fund shares.

(d) Since fund inception, February 28, 2017.

(e) Since fund inception, February 28, 2020.

\* All per share amounts have been rounded to the nearest cent.



# Thrivent Mutual Funds

## Financial Highlights – continued

RATIOS / SUPPLEMENTAL DATA								
Total Distributions	Net Asset Value, End of Period	Total Return <sup>(b)</sup>	Net Assets, End of Period (in millions)	Ratio to Average Net Assets**		Ratios to Average Net Assets Before Expenses Waived, Credited or Paid Indirectly**		Portfolio Turnover Rate
				Expenses	Net Investment Income/(Loss)	Expenses	Net Investment Income/(Loss)	
\$(0.44)	\$20.59	(7.61)%	\$ 869.6	0.54%	2.00%	0.54%	2.00%	34%
(1.52)	22.70	6.61%	927.3	0.54%	2.03%	0.54%	2.03%	19%
(1.26)	22.90	5.85%	836.5	0.53%	1.64%	0.53%	1.64%	18%
(0.97)	22.84	22.21%	757.3	0.53%	1.69%	0.53%	1.69%	17%
(1.36)	19.56	4.29%	618.7	0.53%	1.73%	0.53%	1.73%	22%
(0.28)	12.67	3.45%	1,025.0	0.43%	2.19%	0.43%	2.19%	153%
(0.33)	12.52	4.51%	729.2	0.43%	2.63%	0.43%	2.63%	109%
(0.30)	12.30	0.94%	627.7	0.42%	2.38%	0.42%	2.38%	82%
(0.24)	12.48	1.91%	550.1	0.42%	1.89%	0.42%	1.89%	79%
(0.22)	12.48	2.72%	441.0	0.41%	1.80%	0.41%	1.80%	83% <sup>(c)</sup>
(0.23)	11.58	(3.33)%	28.5	0.98%	1.68%	1.44%	1.21%	72%
(0.31)	12.20	15.75%	19.3	1.20%	1.59%	1.96%	0.83%	58%
(0.23)	10.85	1.92%	10.7	1.20%	1.27%	2.64%	(0.17)%	58%
—	10.87	8.70%	5.8	1.20%	1.31%	4.22%	(1.71)%	77%
—	12.65	26.50%	6.0	1.00%	(0.62)%	3.60%	(3.23)%	57%
(0.77)	28.04	6.37%	1,100.6	0.76%	0.37%	0.76%	0.37%	40%
(2.68)	27.10	7.25%	1,081.0	0.77%	0.50%	0.77%	0.50%	28%
(2.23)	28.06	4.36%	744.0	0.74%	0.61%	0.74%	0.61%	34%
(1.08)	29.04	26.04%	516.3	0.72%	0.26%	0.72%	0.26%	29%
(2.50)	24.00	13.36%	337.7	0.72%	0.47%	0.72%	0.47%	22% <sup>(f)</sup>

(b) Total return assumes dividend reinvestment and does not reflect any deduction for applicable sales charges. Not annualized for periods less than one year.

(c) Management identified an error in the calculation of the 10/31/2016 Portfolio Turnover Rates. The market value of a short term security was incorrectly included in the calculation. The impact of the revised calculation was evaluated, and Management concluded that the error did not result in a material misstatement of the Financial Statements or the Financial Highlights. Management determined that a revision of the 10/31/2016 Portfolio Turnover Rates was appropriate and the revisions are reflected in the Financial Highlights. The previously stated 10/31/2016 Portfolio Turnover Rate for Limited Maturity Bond Fund was 81%.

(f) Management identified an error in the calculation of the 10/31/2016 Portfolio Turnover Rates. The market value of a short term security was incorrectly included in the calculation. The impact of the revised calculation was evaluated, and Management concluded that the error did not result in a material misstatement of the Financial Statements or the Financial Highlights. Management determined that a revision of the 10/31/2016 Portfolio Turnover Rates was appropriate and the revisions are reflected in the Financial Highlights. The previously stated 10/31/2016 Portfolio Turnover Rate for Mid Cap Stock Fund was 21%.

\*\* Computed on an annualized basis for periods less than one year.

# Thrivent Mutual Funds

## Financial Highlights – continued

FOR A SHARE OUTSTANDING THROUGHOUT EACH PERIOD\*

	Income from Investment Operations			Less Distributions from		
	Net Asset Value, Beginning of Period	Net Investment Income/(Loss)	Net Realized and Unrealized Gain/(Loss) on Investments <sup>(a)</sup>	Total from Investment Operations	Net Investment Income	Net Realized Gain on Investments
<b>Mid Cap Value Fund</b>						
<b>Class S Shares</b>						
Year Ended 10/31/2020 <sup>(c)</sup>	\$10.00	\$0.05	\$ 0.15	\$ 0.20	\$ —	\$ —
<b>Moderate Allocation Fund</b>						
<b>Class S Shares</b>						
Year Ended 10/31/2020	14.19	0.21	0.67	0.88	(0.22)	(0.52)
Year Ended 10/31/2019	13.41	0.25	1.11	1.36	(0.27)	(0.31)
Year Ended 10/31/2018	13.93	0.24	(0.13)	0.11	(0.25)	(0.38)
Year Ended 10/31/2017	12.55	0.20	1.46	1.66	(0.20)	(0.08)
Year Ended 10/31/2016	12.94	0.19	0.20	0.39	(0.19)	(0.59)
<b>Moderately Aggressive Allocation Fund</b>						
<b>Class S Shares</b>						
Year Ended 10/31/2020	15.38	0.17	0.72	0.89	(0.20)	(0.76)
Year Ended 10/31/2019	14.75	0.20	1.25	1.45	(0.23)	(0.59)
Year Ended 10/31/2018	15.32	0.18	0.07	0.25	(0.20)	(0.62)
Year Ended 10/31/2017	13.23	0.15	2.25	2.40	(0.17)	(0.14)
Year Ended 10/31/2016	13.86	0.14	0.18	0.32	(0.14)	(0.81)
<b>Moderately Conservative Allocation Fund</b>						
<b>Class S Shares</b>						
Year Ended 10/31/2020	12.74	0.23	0.47	0.70	(0.23)	(0.41)
Year Ended 10/31/2019	12.02	0.27	0.93	1.20	(0.29)	(0.19)
Year Ended 10/31/2018	12.52	0.27	(0.29)	(0.02)	(0.27)	(0.21)
Year Ended 10/31/2017	11.82	0.23	0.81	1.04	(0.24)	(0.10)
Year Ended 10/31/2016	11.91	0.22	0.24	0.46	(0.22)	(0.33)
<b>Money Market Fund</b>						
<b>Class S Shares</b>						
Year Ended 10/31/2020	1.00	0.01	—	0.01	(0.01)	—
Year Ended 10/31/2019	1.00	0.02	—	0.02	(0.02)	—
Year Ended 10/31/2018	1.00	0.01	—	0.01	(0.01)	—
Year Ended 10/31/2017	1.00	—	—	—	—	—
Year Ended 10/31/2016	1.00	—	—	—	—	—

(a) The amount shown may not correlate with the change in aggregate gains and losses of portfolio securities due to the timing of sales and redemptions of fund shares.

(c) Since fund inception, February 28, 2020.

\* All per share amounts have been rounded to the nearest cent.

# Thrivent Mutual Funds

## Financial Highlights – continued

RATIOS / SUPPLEMENTAL DATA								
Total Distributions	Net Asset Value, End of Period	Total Return <sup>(b)</sup>	Net Assets, End of Period (in millions)	Ratio to Average Net Assets**		Ratios to Average Net Assets Before Expenses Waived, Credited or Paid Indirectly**		Portfolio Turnover Rate
				Expenses	Net Investment Income/(Loss)	Expenses	Net Investment Income/(Loss)	
\$ —	\$ 10.2	2.00%	\$ 5.0	1.00%	0.75%	3.80%	(2.04)%	58%
(0.74)	14.33	6.40%	973.0	0.58%	1.48%	0.76%	1.30%	117%
(0.58)	14.19	10.57%	712.2	0.57%	1.78%	0.77%	1.59%	145%
(0.63)	13.41	0.77%	535.5	0.53%	1.69%	0.74%	1.47%	133%
(0.28)	13.93	13.44%	369.4	0.53%	1.51%	0.75%	1.30%	158%
(0.78)	12.55	3.31%	179.0	0.49%	1.56%	0.71%	1.35%	147% <sup>(d)</sup>
(0.96)	15.31	6.00%	924.3	0.63%	1.18%	0.85%	0.96%	81%
(0.82)	15.38	10.62%	782.5	0.62%	1.36%	0.86%	1.12%	98%
(0.82)	14.75	1.61%	580.8	0.57%	1.17%	0.83%	0.91%	86%
(0.31)	15.32	18.48%	389.9	0.55%	1.07%	0.83%	0.79%	103%
(0.95)	13.23	2.66%	191.0	0.49%	1.28%	0.77%	1.00%	94% <sup>(e)</sup>
(0.64)	12.80	5.69%	350.0	0.59%	1.81%	0.73%	1.66%	146%
(0.48)	12.74	10.33%	267.1	0.58%	2.18%	0.73%	2.03%	182%
(0.48)	12.02	(0.18)%	195.9	0.55%	2.18%	0.71%	2.02%	175%
(0.34)	12.52	8.97%	141.9	0.56%	1.93%	0.72%	1.77%	208%
(0.55)	11.82	4.05%	69.4	0.53%	1.95%	0.69%	1.80%	196% <sup>(e)</sup>
(0.01)	1.00	0.56%	355.5	0.33%	0.52%	0.49%	0.35%	N/A
(0.02)	1.00	1.97%	298.1	0.40%	1.94%	0.50%	1.84%	N/A
(0.01)	1.00	1.29%	171.9	0.44%	1.36%	0.53%	1.28%	N/A
—	1.00	0.31%	78.1	0.53%	0.32%	0.53%	0.32%	N/A
—	1.00	0.00%	56.6	0.44%	0.00%	0.53%	(0.09)%	N/A

(b) Total return assumes dividend reinvestment and does not reflect any deduction for applicable sales charges. Not annualized for periods less than one year.

(d) Management identified an error in the calculation of the 10/31/2016 Portfolio Turnover Rates. The market value of a short term security was incorrectly included in the calculation. The impact of the revised calculation was evaluated, and Management concluded that the error did not result in a material misstatement of the Financial Statements or the Financial Highlights. Management determined that a revision of the 10/31/2016 Portfolio Turnover Rates was appropriate and the revisions are reflected in the Financial Highlights. The previously stated 10/31/2016 Portfolio Turnover Rate for Moderate Allocation Fund was 138%.

(e) Management identified an error in the calculation of the 10/31/2016 Portfolio Turnover Rates. The market value of a short term security was incorrectly included in the calculation. The impact of the revised calculation was evaluated, and Management concluded that the error did not result in a material misstatement of the Financial Statements or the Financial Highlights. Management determined that a revision of the 10/31/2016 Portfolio Turnover Rates was appropriate and the revisions are reflected in the Financial Highlights. The previously stated 10/31/2016 Portfolio Turnover Rate for Moderately Aggressive Allocation Fund was 90% and Moderately Conservative Allocation Fund was 181%.

\*\* Computed on an annualized basis for periods less than one year.

# Thrivent Mutual Funds

## Financial Highlights – continued

FOR A SHARE OUTSTANDING THROUGHOUT EACH PERIOD\*

	Net Asset Value, Beginning of Period	Income from Investment Operations			Less Distributions from	
		Net Investment Income/(Loss)	Net Realized and Unrealized Gain/(Loss) on Investments <sup>(a)</sup>	Total from Investment Operations	Net Investment Income	Net Realized Gain on Investments
<b>Multidimensional Income Fund</b>						
<b>Class S Shares</b>						
Year Ended 12/31/2020	\$10.06	\$ 0.43	\$ 0.11	\$ 0.54	\$(0.41)	\$ —
Year Ended 12/31/2019	9.13	0.38	0.99	1.37	(0.40)	—
Year Ended 12/31/2018	10.15	0.41	(0.95)	(0.54)	(0.44)	(0.02)
Year Ended 12/31/2017 <sup>(c)</sup>	10.00	0.29	0.20	0.49	(0.30)	(0.03)
<b>Municipal Bond Fund</b>						
<b>Class S Shares</b>						
Year Ended 10/31/2020	11.47	0.34	(0.04)	0.30	(0.35)	—
Year Ended 10/31/2019	10.89	0.37	0.59	0.96	(0.38)	—
Year Ended 10/31/2018	11.39	0.41	(0.50)	(0.09)	(0.41)	—
Year Ended 10/31/2017	11.65	0.41	(0.26)	0.15	(0.41)	—
Year Ended 10/31/2016	11.60	0.41	0.06	0.47	(0.42)	—
<b>Opportunity Income Plus Fund</b>						
<b>Class S Shares</b>						
Year Ended 10/31/2020	10.11	0.34	(0.14)	0.20	(0.34)	—
Year Ended 10/31/2019	9.96	0.42	0.15	0.57	(0.42)	—
Year Ended 10/31/2018	10.31	0.40	(0.34)	0.06	(0.41)	—
Year Ended 10/31/2017	10.23	0.36	0.08	0.44	(0.36)	—
Year Ended 10/31/2016	10.05	0.39	0.18	0.57	(0.39)	—
<b>Small Cap Growth Fund</b>						
<b>Class S Shares</b>						
Year Ended 10/31/2020	10.87	(0.04)	4.03	3.99	—	(0.06)
Year Ended 10/31/2019	10.57	(0.05)	0.55	0.50	—	(0.20)
Year Ended 10/31/2018 <sup>(e)</sup>	10.00	(0.06)	0.63	0.57	—	—
<b>Small Cap Stock Fund</b>						
<b>Class S Shares</b>						
Year Ended 10/31/2020 <sup>(f)</sup>	24.44	0.13	0.55	0.68	(0.11)	(1.98)
Year Ended 10/31/2019 <sup>(f)</sup>	26.35	0.10	1.05	1.15	—	(3.06)
Year Ended 10/31/2018 <sup>(f)</sup>	26.87	0.07	1.15	1.22	—	(1.74)
Year Ended 10/31/2017	20.68	(0.01)	7.16	7.15	(0.10)	(0.86)
Year Ended 10/31/2016	21.10	0.01	1.15	1.16	(0.04)	(1.54)

(a) The amount shown may not correlate with the change in aggregate gains and losses of portfolio securities due to the timing of sales and redemptions of fund shares.

(c) Since fund inception, February 28, 2017.

(e) Since fund inception, February 28, 2018.

(f) Per share amounts have been calculated using the average shares outstanding method.

\* All per share amounts have been rounded to the nearest cent.

# Thrivent Mutual Funds

## Financial Highlights – continued

RATIOS / SUPPLEMENTAL DATA										
	Return of Capital	Total Distributions	Net Asset Value, End of Period	Total Return <sup>(b)</sup>	Net Assets, End of Period (in millions)	Ratio to Average Net Assets**		Ratios to Average Net Assets Before Expenses Waived, Credited or Paid Indirectly**		Portfolio Turnover Rate
						Expenses	Net Investment Income/(Loss)	Expenses	Net Investment Income/(Loss)	
	\$(0.02)	\$(0.43)	\$10.17	5.74%	\$37.50	0.85%	4.14%	1.36%	3.63%	61%
	(0.04)	(0.44)	10.06	15.18%	20.6	1.00%	3.89%	1.60%	3.29%	113%
	(0.02)	(0.48)	9.13	(5.45)%	17.9	1.15%	4.02%	1.62%	3.55%	96%
	(0.01)	(0.34)	10.15	4.92%	20.5	1.15%	3.38%	1.57%	2.96%	180%
	—	(0.35)	11.42	2.68%	335.4	0.54%	2.86%	0.54%	2.86%	29%
	—	(0.38)	11.47	8.98%	285.4	0.54%	3.14%	0.54%	3.14%	31%
	—	(0.41)	10.89	(0.85)%	232.2	0.51%	3.66%	0.51%	3.66%	35%
	—	(0.41)	11.39	1.39%	213.9	0.50%	3.64%	0.50%	3.64%	18%
	—	(0.42)	11.65	4.04%	193.0	0.49%	3.53%	0.49%	3.53%	10%
	—	(0.34)	9.97	2.10%	534.7	0.61%	3.46%	0.61%	3.46%	186%
	—	(0.42)	10.11	5.85%	408.8	0.62%	4.16%	0.62%	4.16%	186%
	—	(0.41)	9.96	0.55%	312.6	0.65%	3.94%	0.65%	3.94%	190%
	—	(0.36)	10.31	4.40%	260.2	0.66%	3.53%	0.66%	3.53%	186%
	—	(0.39)	10.23	5.84%	178.2	0.66%	3.88%	0.66%	3.88%	156% <sup>(d)</sup>
	—	(0.06)	14.80	36.84%	18.6	1.03%	(0.58)%	2.47%	(2.02)%	49%
	—	(0.20)	10.87	5.03%	8.4	1.22%	(0.60)%	3.76%	(3.14)%	48%
	—	—	10.57	5.70%	5.2	1.24%	(0.77)%	3.91%	(3.43)%	32%
	—	(2.09)	23.03	2.57%	271.5	0.83%	0.58%	0.83%	0.58%	67%
	—	(3.06)	24.44	5.87%	259.8	0.83%	0.43%	0.83%	0.43%	57%
	—	(1.74)	26.35	4.75%	243.0	0.85%	0.25%	0.85%	0.25%	63%
	—	(0.96)	26.87	35.34%	171.0	0.80%	0.30%	0.80%	0.30%	47%
	—	(1.58)	20.68	6.12%	115.1	0.80%	0.64%	0.80%	0.64%	58%

(b) Total return assumes dividend reinvestment and does not reflect any deduction for applicable sales charges. Not annualized for periods less than one year.

(d) Management identified an error in the calculation of the 10/31/2016 Portfolio Turnover Rates. The market value of a short term security was incorrectly included in the calculation. The impact of the revised calculation was evaluated, and Management concluded that the error did not result in a material misstatement of the Financial Statements or the Financial Highlights. Management determined that a revision of the 10/31/2016 Portfolio Turnover Rates was appropriate and the revisions are reflected in the Financial Highlights. The previously stated 10/31/2016 Portfolio Turnover Rate for Opportunity Income Plus Fund was 147%.

\*\* Computed on an annualized basis for periods less than one year.

[This page intentionally left blank]





4321 N. Ballard Rd.  
Appleton, WI 54919-0001

## A better way to deliver documents

In response to concerns regarding multiple mailings, we send one copy of a shareholder report and one copy of a prospectus for Thrivent Mutual Funds to each household. This consolidated mailing process is known as householding. It helps save money by reducing printing and postage costs.

- **If you purchased shares through Thrivent:**

If you wish to revoke householding in the future, you may write to us at 4321 North Ballard Road, Appleton, WI, 54919-0001, or call us at 800-847-4836. We will begin to send separate regulatory mailings within 30 days of when we receive your request. If you wish to receive an additional copy of this prospectus or a shareholder report for Thrivent Mutual Funds, call us at 800-847-4836. These documents are also available by visiting [thriventfunds.com](http://thriventfunds.com).

- **If you purchased shares from a firm other than Thrivent:**

If you wish to revoke householding in the future or to receive an additional copy of this prospectus or a shareholder report for Thrivent Mutual Funds, contact your financial professional. These documents are also available by visiting [thriventfunds.com](http://thriventfunds.com).

---

## Contact Thrivent Mutual Funds

**Phone:** 800-847-4836

**Fax:** 866-278-8363

**Web:** [thriventfunds.com](http://thriventfunds.com)

**Email:** [contactus@thriventfunds.com](mailto:contactus@thriventfunds.com)

### New Applications:

Thrivent Mutual Funds  
P.O. Box 219347  
Kansas City, Missouri 64121-9347

### Additional Investments:

Thrivent Mutual Funds  
P.O. Box 219334  
Kansas City, Missouri 64121-9334

### Redemptions, Exchanges or Other Requests:

Thrivent Mutual Funds  
P.O. Box 219348  
Kansas City, Missouri 64121-9348

### Express Mail:

Thrivent Mutual Funds  
430 West 7th Street  
Kansas City, Missouri 64105

The Statement of Additional Information, which is incorporated by reference into this prospectus, contains additional information about the Funds. Additional information about the Funds' investments is available in the Funds' annual and semiannual reports to shareholders. In the Funds' annual report, you will find a discussion of the market conditions and investment strategies that significantly affected the performance of each of the Funds during its last fiscal year. You may request a free copy of the Statement of Additional Information, the annual the semiannual report, or you may make additional requests or inquiries by calling 800-847-4836. The Statement of Additional Information, the annual report and the semiannual report are also available, free of charge, at [thriventfunds.com](http://thriventfunds.com). You also may get information about the Funds on the EDGAR database on the SEC's internet site at [SEC.gov](http://SEC.gov). Copies of the information may also be obtained, after paying a duplicating fee, by sending an email to [publicinfo@sec.gov](mailto:publicinfo@sec.gov).

1940 Act File No. 811-5075

The distributor for Thrivent Mutual Funds is Thrivent Distributors, LLC, a registered broker/dealer, member [FINRA/SIPC](#) and subsidiary of Thrivent, the marketing name for Thrivent Financial for Lutherans.